



US00D532923S

(12) **United States Design Patent**
Schonbek et al.

(10) **Patent No.:** **US D532,923 S**
(45) **Date of Patent:** **** Nov. 28, 2006**

(54) **LIGHT FIXTURE**

(75) Inventors: **Andrew Schonbek**, Plattsburgh, NY (US); **Chad Recore**, Peru, NY (US)
(73) Assignee: **Schonbek Worldwide Lighting Inc.**, Plattsburgh, NY (US)
(**) Term: **14 Years**

(21) Appl. No.: **29/195,285**
(22) Filed: **Dec. 9, 2003**

(51) **LOC (8) Cl.** **26-99**
(52) **U.S. Cl.** **D26/143; D26/81**
(58) **Field of Classification Search** D26/72,
D26/80-92, 138, 141-144, 152; 362/404-408,
362/806

See application file for complete search history.

(56) **References Cited**

U.S. PATENT DOCUMENTS

D63,528	S	*	12/1923	Warman	D26/81
D68,741	S	*	11/1925	Seidell	D26/84
D186,023	S	*	9/1959	Burnbaum	D26/81
D189,545	S	*	1/1961	Page	D26/81
5,873,652	A	*	2/1999	Bayer et al.	362/405
6,079,855	A	*	6/2000	Azeredo et al.	362/806
D463,602	S	*	9/2002	Yando	D26/81
D483,514	S	*	12/2003	Cuevas et al.	D26/81
D499,203	S	*	11/2004	Bayer	D26/154
D505,510	S	*	5/2005	Schonbek et al.	D26/81

OTHER PUBLICATIONS

Taiwan Lighting No. 49. Aug. 1997. Crystal Chandelier by Handy Pro Co., Ltd.*
“Chantilly 1363 and 1365 crystal chandelier”, Schonbek Beyond Lighting Catalog, 1999, p. 199.
“Crystal chandelier”, Living History, p. 137.
Photograph of unknown crystal chandelier.

* cited by examiner

Primary Examiner—Clare E Heflin
(74) *Attorney, Agent, or Firm*—Heslin Rotenberg Farley & Mesiti P.C.

(57) **CLAIM**


The ornamental design for a light fixture, as shown and described.

DESCRIPTION

FIG. 1 is a front perspective view of the light fixture comprising our new design;
FIG. 2 is a front elevational view thereof;
FIG. 3 is a side elevational view thereof which is an identical mirror image of the other side;
FIG. 4 is a back elevational view thereof;
FIG. 5 is a top plan view thereof; and,
FIG. 6 is a bottom plan view thereof.
FIG. 1–FIG. 6 showing chains of translucent crystals defining arcs in space.

The broken lines shown are for illustrative purposes only and form no part of the claimed design.

1 Claim, 6 Drawing Sheets






FIG. 1




FIG. 2

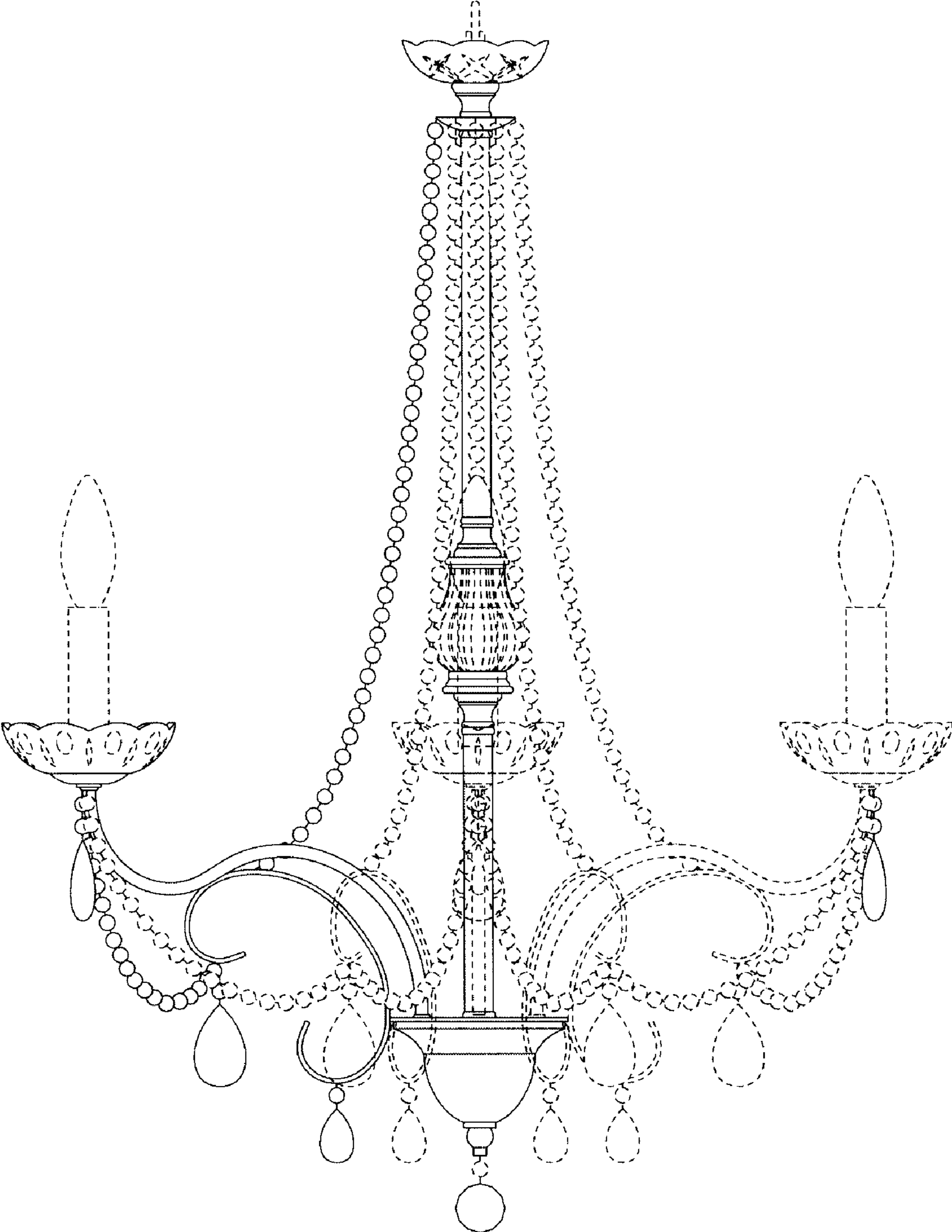


FIG. 3




FIG. 4

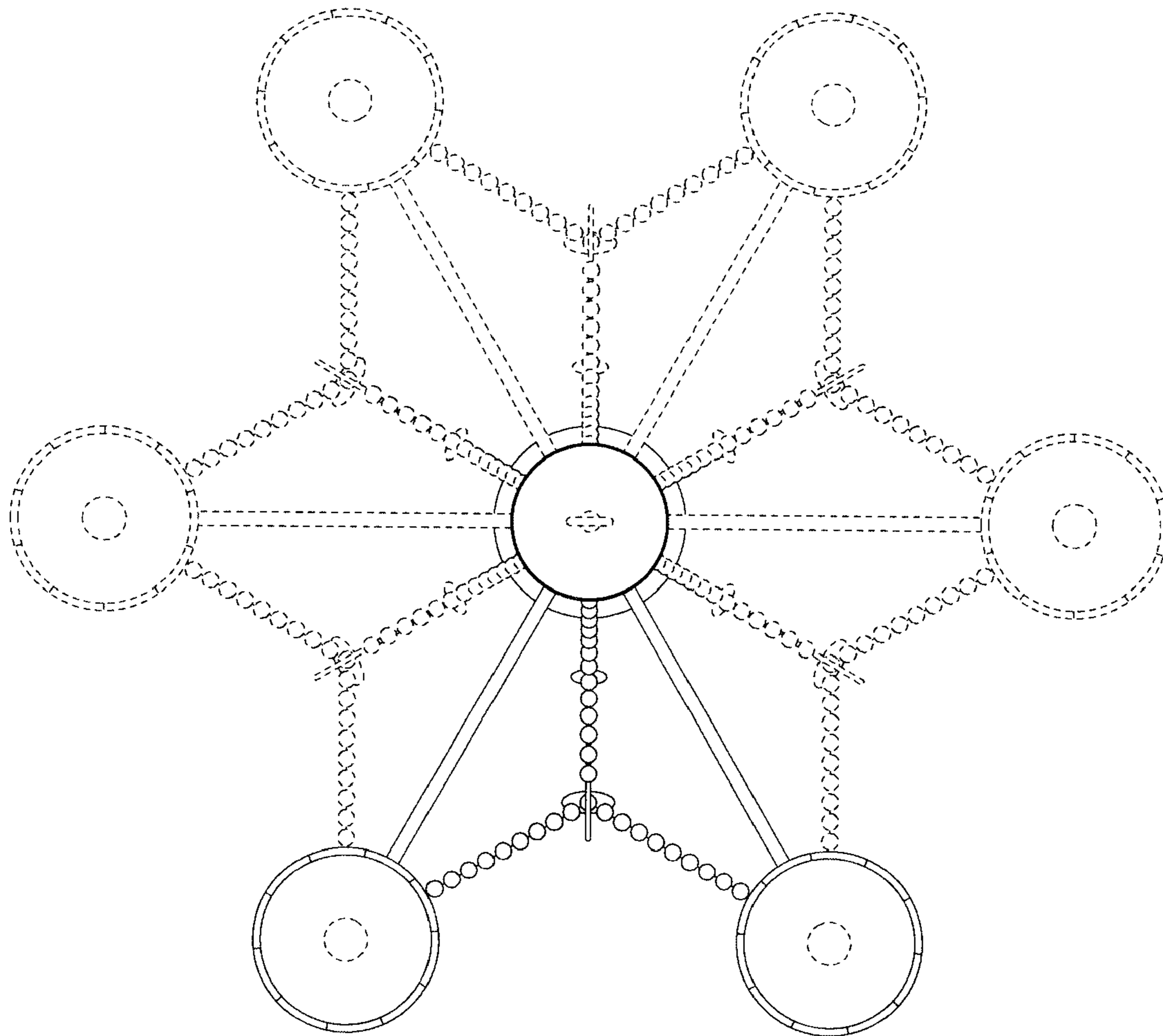


FIG. 5




FIG. 6