



US00D532921S

(12) **United States Design Patent**
Flores

(10) **Patent No.:** **US D532,921 S**

(45) **Date of Patent:** **** Nov. 28, 2006**

(54) **LIGHT FIXTURE**

D483,896 S * 12/2003 Hsu D26/85

(75) Inventor: **Miguel Flores**, Riverside, CA (US)

OTHER PUBLICATIONS

(73) Assignee: **Minka Lighting, Inc.**, Corona, CA (US)

U.S. Appl. No. 29/243,575, Miguel Flores.
U.S. Appl. No. 29/243,591, Miguel Flores.
U.S. Appl. No. 29/243,576, Miguel Flores.
U.S. Appl. No. 29/243,595, Miguel Flores.
U.S. Appl. No. 29/243,589, Miguel Flores.
Minka-Lavery, 2005 catalog; Jan. 2005; pp. 31–32, 34;
Minka Lighting, Inc.; U.S.A.

(**) Term: **14 Years**

* cited by examiner

(21) Appl. No.: **29/243,585**

(22) Filed: **Nov. 28, 2005**

(51) **LOC (8) Cl.** **26-03**

(52) **U.S. Cl.** **D26/89; D26/131**

(58) **Field of Classification Search** D26/81–92,
D26/138, 155, 143–145, 128–135; 362/147,
362/404–408, 432

See application file for complete search history.

Primary Examiner—Clare E Heflin

(74) *Attorney, Agent, or Firm*—Baker & McKenzie LLP

(57) **CLAIM**

The ornamental design for a light fixture, as shown and described.

(56) **References Cited**

DESCRIPTION

U.S. PATENT DOCUMENTS

D41,380 S	*	5/1911	Ullman	D26/89
D42,863 S	*	8/1912	Spindler	D26/89
D43,166 S	*	10/1912	Schepmoes	D26/89
D62,662 S	*	7/1923	Adam	D26/89
D70,385 S	*	6/1926	Rosenblatt	D26/89
D73,632 S	*	10/1927	Wolter	D26/144
D75,030 S	*	5/1928	Holdeman	D26/152
D75,077 S	*	5/1928	Shreibman et al.	D26/152
D427,718 S	*	7/2000	Mitrani	D26/152

FIG. 1 is a perspective view from below of a light fixture in accordance with my design;

FIG. 2 is a bottom plan view of the light fixture in accordance with my design; and,

FIG. 3 is a side elevation view of the light fixture in accordance with my design, the opposite side being a mirror image of that shown.

1 Claim, 3 Drawing Sheets





Fig. 1






Fig.2

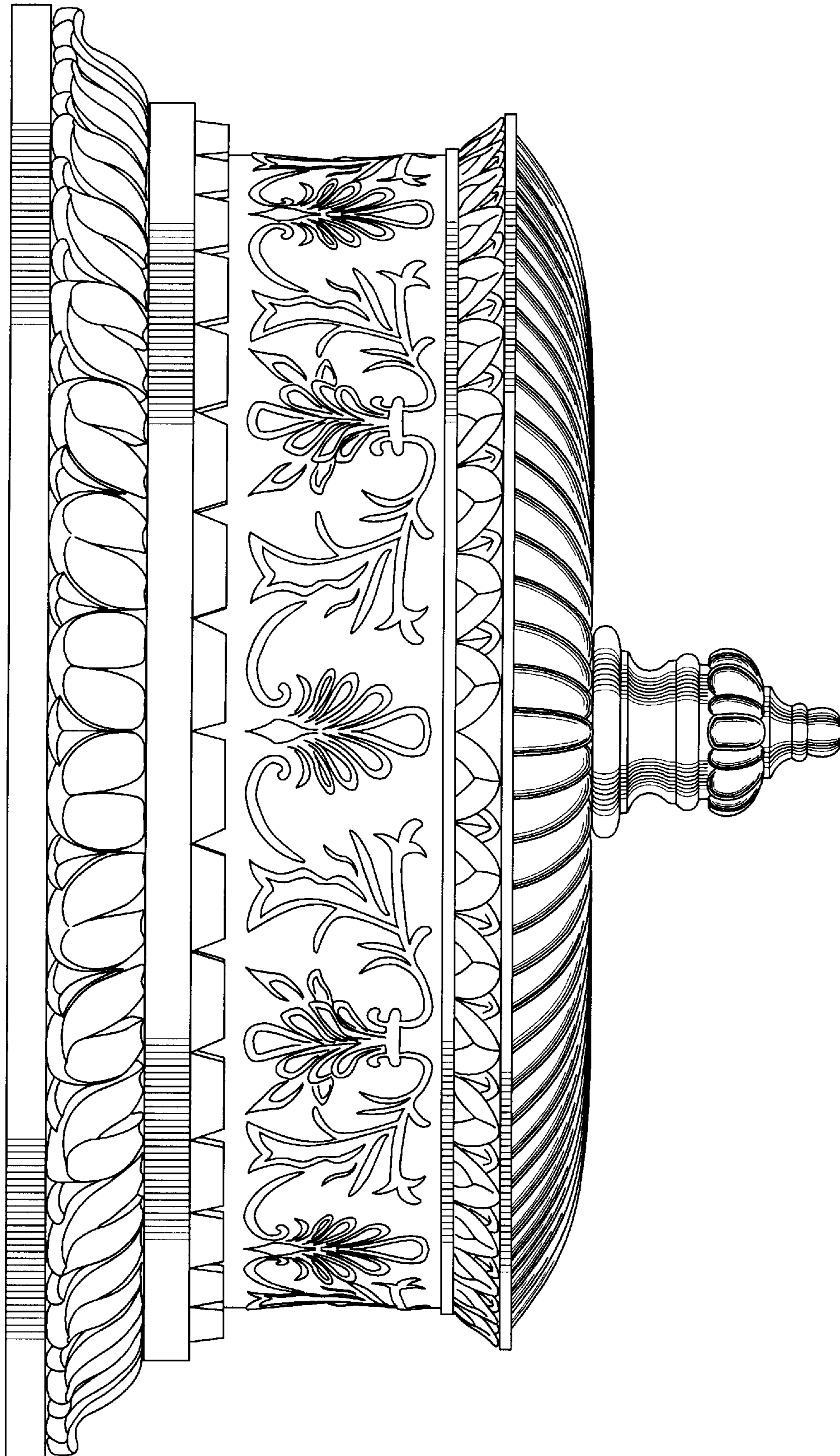


Fig.3