



US00D532911S

(12) **United States Design Patent**  
**Gardner**

(10) **Patent No.:** **US D532,911 S**

(45) **Date of Patent:** **\*\* Nov. 28, 2006**

(54) **WALL COVING**

(75) Inventor: **Donald Paul Gardner**, Hertfordshire  
(GB)

(73) Assignee: **Altro Limited**, Hertfordshire (GB)

(\*\*) Term: **14 Years**

(21) Appl. No.: **29/232,831**

(22) Filed: **Jun. 23, 2005**

(30) **Foreign Application Priority Data**

Dec. 23, 2004 (EM) ..... 000274956-0001/0005

(51) **LOC (8) Cl.** ..... **25-01**

(52) **U.S. Cl.** ..... **D25/136**

(58) **Field of Classification Search** ..... 52/287.1,  
52/288.1, 290; D25/102, 199, 136, 119  
See application file for complete search history.

(56) **References Cited**

**U.S. PATENT DOCUMENTS**

2,651,086 A \* 9/1953 Corson ..... 52/288.1  
2,981,988 A \* 5/1961 Schweitzer ..... 52/288.1

4,315,390 A \* 2/1982 Schaafsma ..... 52/287.1  
D416,632 S \* 11/1999 Pelosi, Jr. .... D25/136  
D424,709 S \* 5/2000 Minidis ..... D25/119  
6,324,799 B1 \* 12/2001 Salvitti ..... 52/287.1

\* cited by examiner

*Primary Examiner*—Doris Clark

(74) *Attorney, Agent, or Firm*—Baker Botts LLP

(57) **CLAIM**

The ornamental design of the wall coving, as shown and described.

**DESCRIPTION**

FIG. 1 is a side perspective view of a wall coving showing my new design;

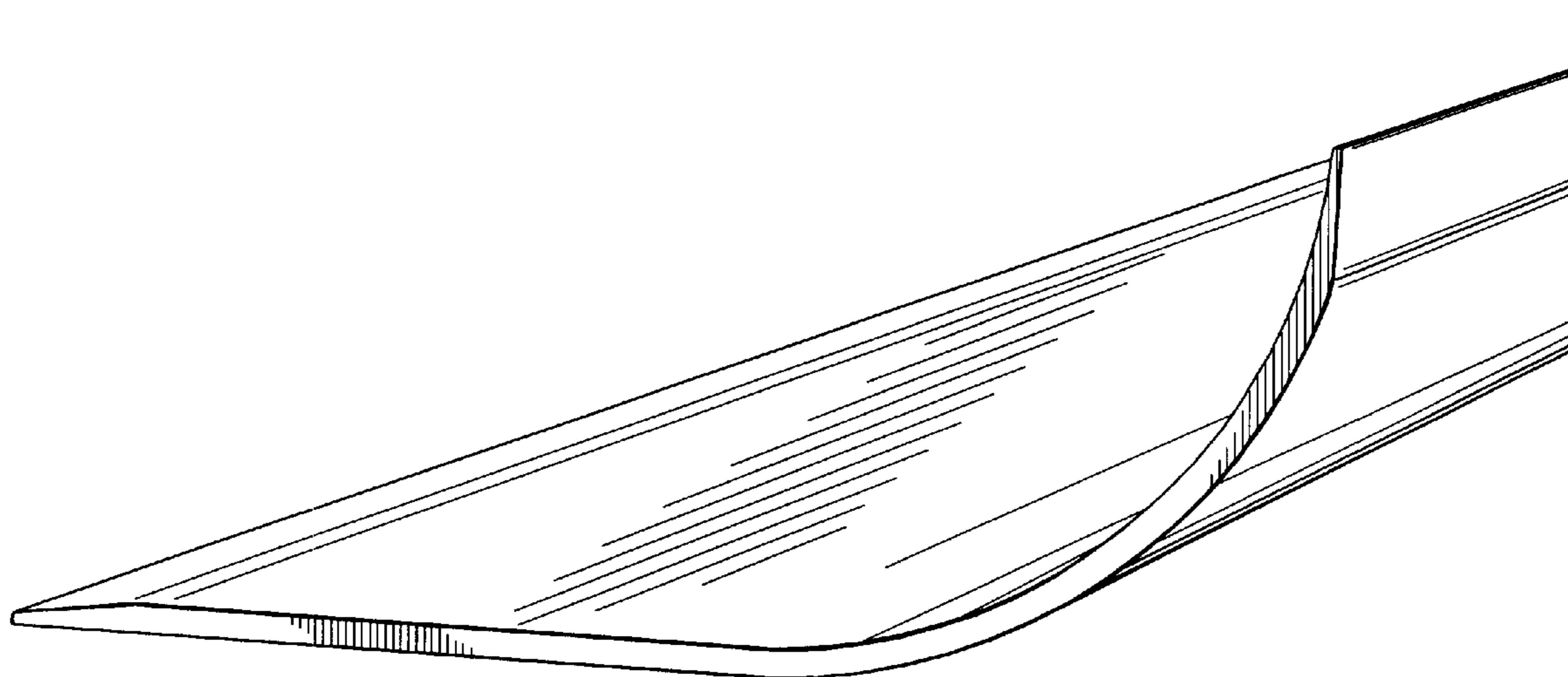
FIG. 2 is a rear perspective view of the wall coving of FIG. 1;

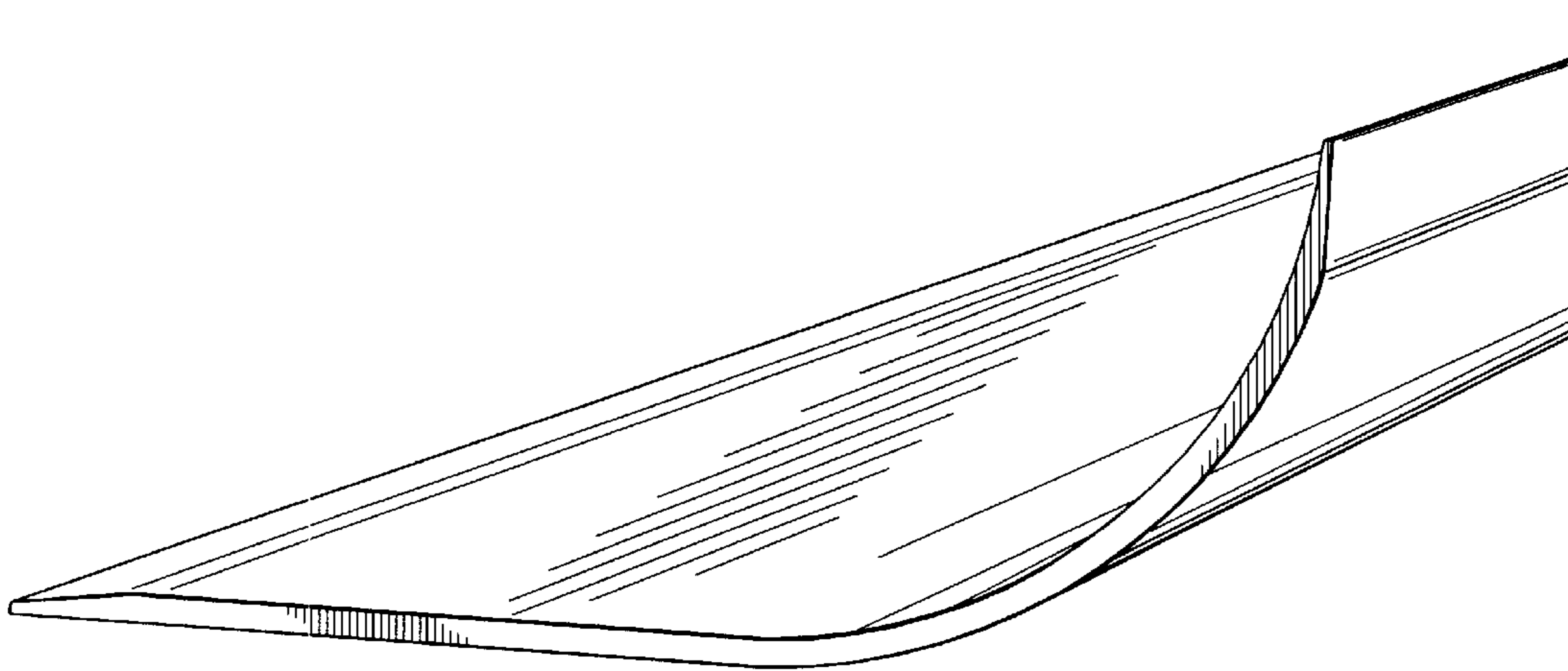
FIG. 3 is a side perspective view of the wall coving of FIG. 1; and,

FIG. 4 is a front perspective view of the wall coving of FIG. 1.

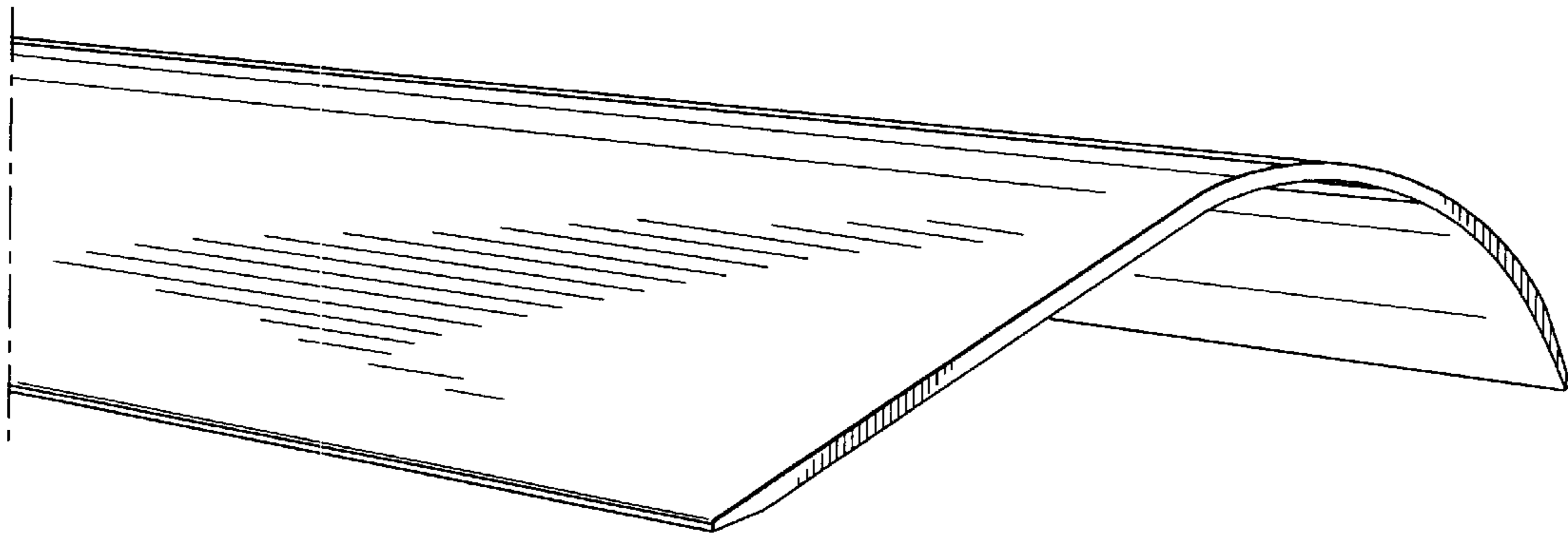
The broken lines are provided for illustrative purposes only, and form no part of the claimed design.

**1 Claim, 3 Drawing Sheets**

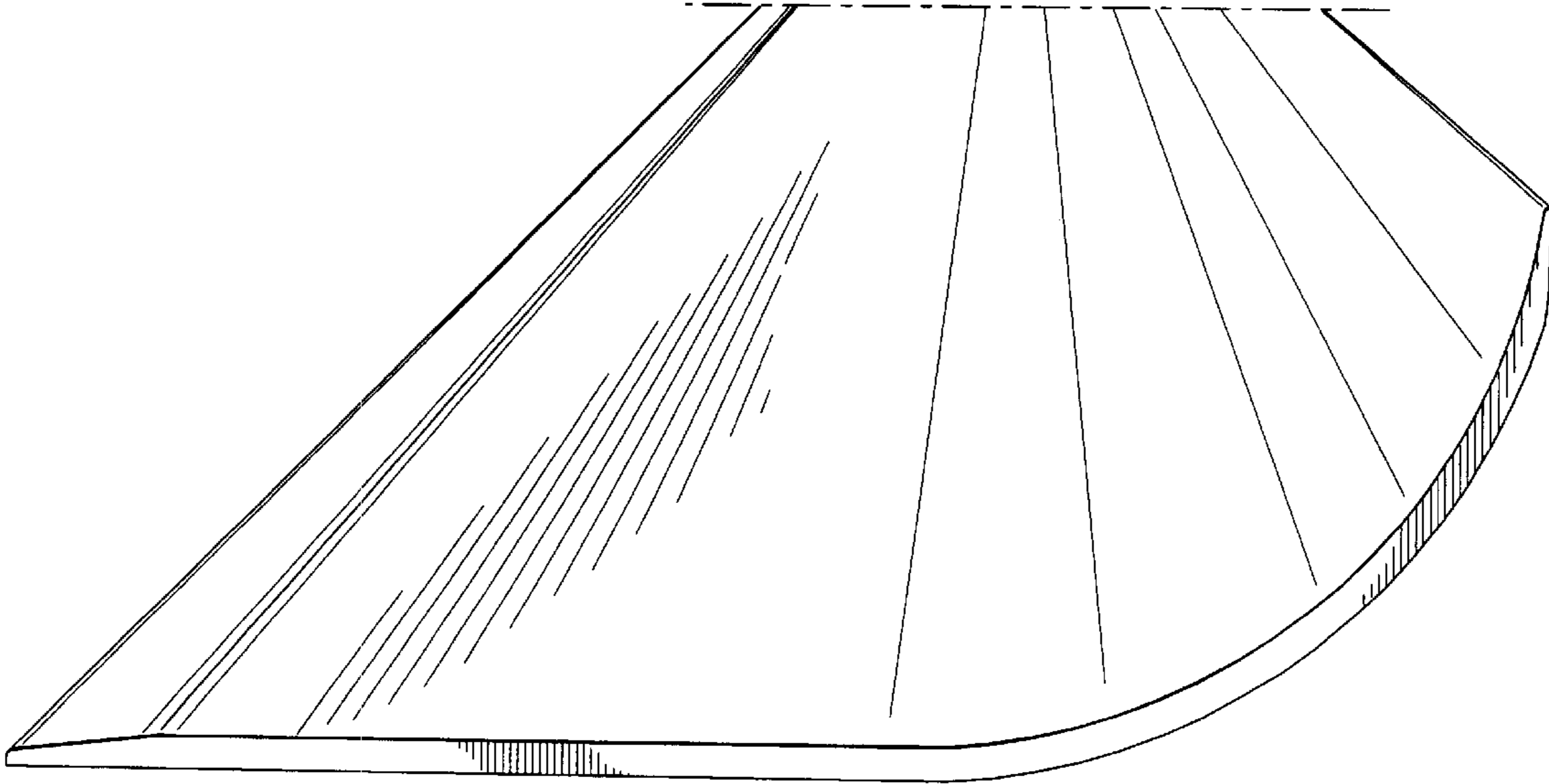




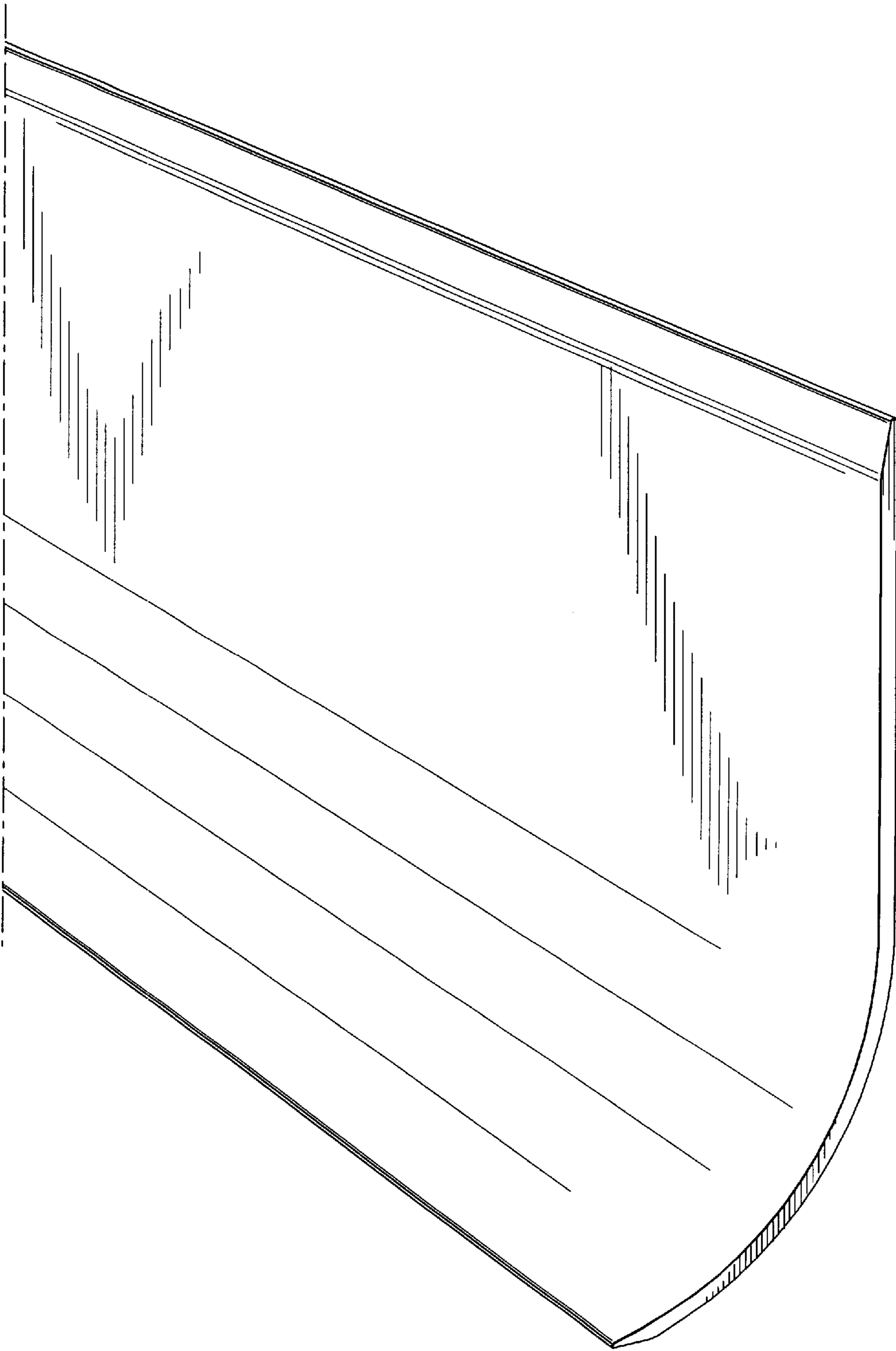
*Fig. 1*



*Fig. 2*



*Fig.3*



*Fig.4*