



US00D532910S

(12) **United States Design Patent** (10) **Patent No.:** **US D532,910 S**
Mugge et al. (45) **Date of Patent:** **** Nov. 28, 2006**

- (54) **MOLDED SURFACE OF A CONCRETE PRODUCT**
- (75) Inventors: **Jimmie L. Mugge**, Eagan, MN (US);
Ronald J. Scherer, Shakopee, MN (US); **David M. La Croix**, Circle Pines, MN (US)
- (73) Assignee: **Anchor Wall Systems, Inc.**,
Minnetonka, MN (US)
- (**) Term: **14 Years**
- (21) Appl. No.: **29/237,582**
- (22) Filed: **Sep. 2, 2005**

- D298,463 S 11/1988 Forsberg
- 4,784,821 A 11/1988 Leopold
- 4,869,660 A 9/1989 Ruckstuhl
- D317,048 S 5/1991 Forsberg
- D317,209 S 5/1991 Forsberg
- D319,885 S 9/1991 Blomquist et al.
- D321,060 S 10/1991 Blomquist et al.
- D341,215 S 11/1993 Blomquist et al.
- D350,611 S 9/1994 Scales
- D352,789 S 11/1994 Adam
- D363,787 S 10/1995 Powell
- D391,376 S 2/1998 Strand et al.
- 5,735,643 A 4/1998 Castonguay et al.
- 5,744,081 A 4/1998 Tanigawa et al.
- 6,321,740 B1 11/2001 Scherer et al.
- D482,133 S 11/2003 Scherer et al.

Related U.S. Application Data

- (62) Division of application No. 29/194,310, filed on Nov. 21, 2003.
- (51) **LOC (8) Cl.** **25-01**
- (52) **U.S. Cl.** **D25/113**
- (58) **Field of Classification Search** D25/112-118,
D25/164, 151; D21/483-486, 499-505; 405/15-16,
405/284, 286; 404/34, 37-42, 44-45; 52/102,
52/503-505, 596-609, 612
See application file for complete search history.

References Cited

U.S. PATENT DOCUMENTS

- 415,773 A 11/1889 Fiske
- 799,754 A 9/1905 Petrie
- 803,014 A 10/1905 McIlravy
- 819,055 A 5/1906 Fisher
- 824,235 A 6/1906 Damon
- 838,278 A 12/1906 Schwartz
- 1,086,975 A 2/1914 Aaronson
- 1,776,999 A 9/1930 Jensen
- 2,517,432 A 8/1950 Hornberger
- 3,555,757 A 1/1971 Volent
- 3,694,128 A 9/1972 Foxen
- 4,063,866 A 12/1977 Lurbiecki

FOREIGN PATENT DOCUMENTS

WO 03/060251 A1 7/2003

OTHER PUBLICATIONS

- U.S. Appl. No. 10/038,639, filed Jan. 4, 2002.
- U.S. Appl. No. 10/359,525, filed Feb. 5, 2003.
- Primary Examiner*—Robert A. Delehanty
- (74) *Attorney, Agent, or Firm*—Merchant & Gould PC

(57) **CLAIM**

The ornamental design for a molded surface of a concrete product, as shown and described.

DESCRIPTION

FIG. 1 is a lower, right perspective view of a molded surface of a concrete product according to our new design;
 FIG. 2 is a front elevation view thereof;
 FIG. 3 is a top plan view thereof;
 FIG. 4 is a bottom plan view thereof;
 FIG. 5 is right side elevation view thereof; and,
 FIG. 6 is a left side elevation view thereof.
 The broken line showing of structural environment is for illustrative purposes only and forms no part of the claimed design.

1 Claim, 6 Drawing Sheets

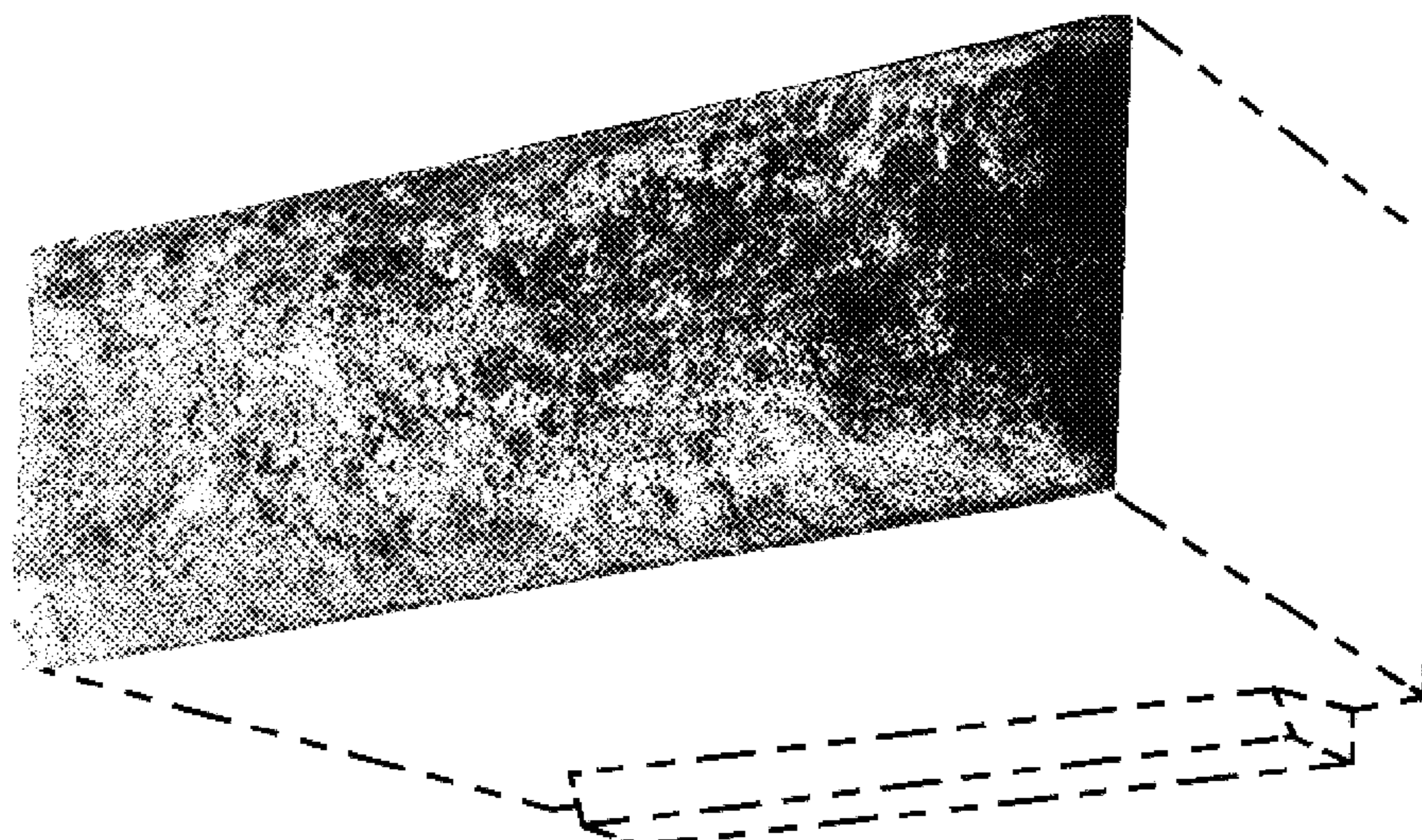


FIG. 1

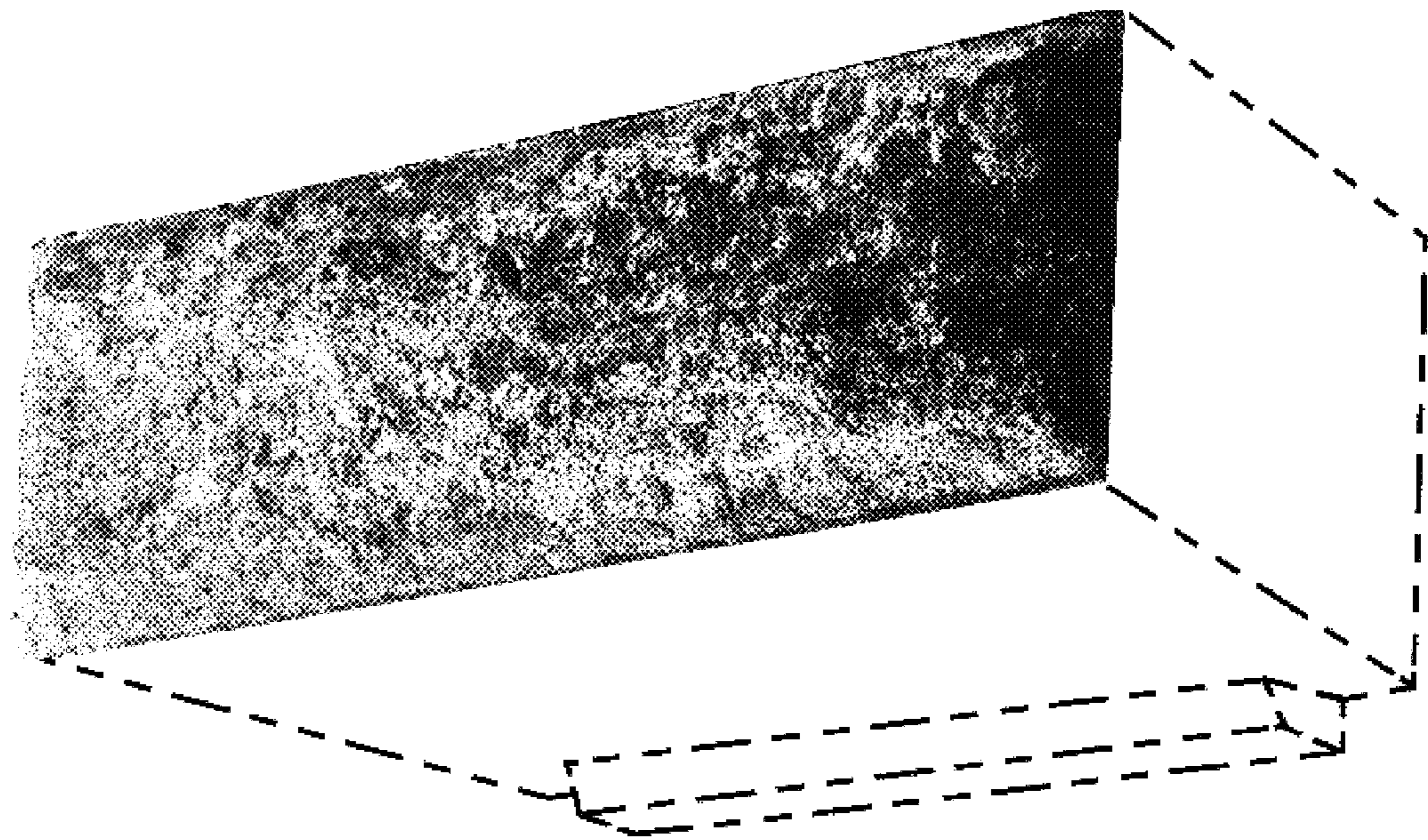


FIG. 2




FIG. 3




FIG. 4




FIG. 5




FIG. 6

