



US00D532887S

(12) **United States Design Patent**
David et al.

(10) **Patent No.:** **US D532,887 S**

(45) **Date of Patent:** **** Nov. 28, 2006**

(54) **AIR CONDITIONER**

(75) Inventors: **Frank David**, Avon, IN (US); **Larry Burns**, Avon, IN (US); **Jerad Adams**, Avon, IN (US); **Lisa Smith**, Culleoka, TN (US); **Jane Sidebottom**, Indianapolis, IN (US)

(73) Assignee: **Carrier Corporation**, Farmington, CT (US)

(**) Term: **14 Years**

(21) Appl. No.: **29/252,249**

(22) Filed: **Jan. 20, 2006**

(51) **LOC (8) Cl.** **23-04**

(52) **U.S. Cl.** **D23/351**

(58) **Field of Classification Search** D23/351-54,
D23/333; 312/236; 454/201-4; 62/259.1,
62/259.4, 262-63, 304, 324.1, DIG. 16
See application file for complete search history.

(56) **References Cited**

U.S. PATENT DOCUMENTS

D219,449 S	*	12/1970	Ortega	D23/351
3,722,845 A	*	3/1973	Unger	D23/351
D244,293 S	*	5/1977	Carluccio	D23/351
4,261,418 A	*	4/1981	Helt et al.	62/324.1
D299,528 S	*	1/1989	Kessler et al.	D23/351
D306,642 S	*	3/1990	Chang et al.	D23/351

D353,883 S	*	12/1994	Blanchard	D23/351
D434,480 S	*	11/2000	Caronna et al.	D23/351
D449,094 S	*	10/2001	Caronna et al.	D23/351
D454,186 S	*	3/2002	Caronna et al.	D23/351
D454,388 S	*	3/2002	Mutchnik et al.	D23/351
D503,784 S	*	4/2005	Tucker et al.	D23/351
D513,528 S	*	1/2006	Tucker et al.	D23/351

* cited by examiner

Primary Examiner—Brian N Vinson

(74) *Attorney, Agent, or Firm*—Ohlandt, Greeley, Ruggiero & Perle, L.L.P.

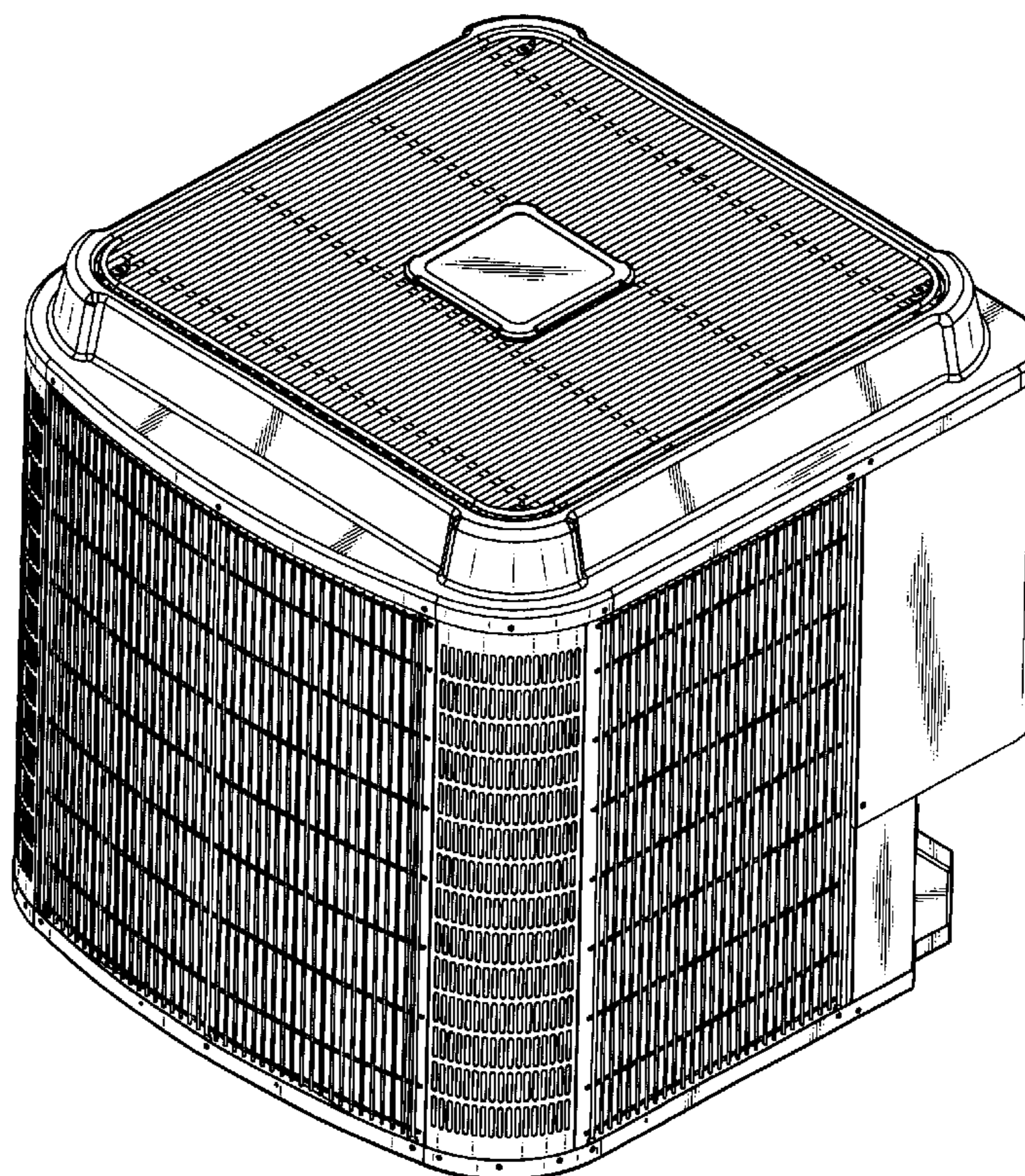
(57) **CLAIM**

The ornamental design for an air conditioner, as shown and described.

DESCRIPTION

FIG. 1 is a front perspective view of an air conditioner according to the present invention;
FIG. 2 is a side view of the air conditioner of FIG. 1;
FIG. 3 is a side view of the air conditioner of FIG. 2 rotated 180 degrees;
FIG. 4 is a side view of the air conditioner of FIG. 2 rotated 90 degrees;
FIG. 5 is a side view of the air conditioner of FIG. 4 rotated 180 degrees;
FIG. 6 is a top view of the air conditioner; and,
FIG. 7 is a bottom view of the air conditioner.

1 Claim, 4 Drawing Sheets



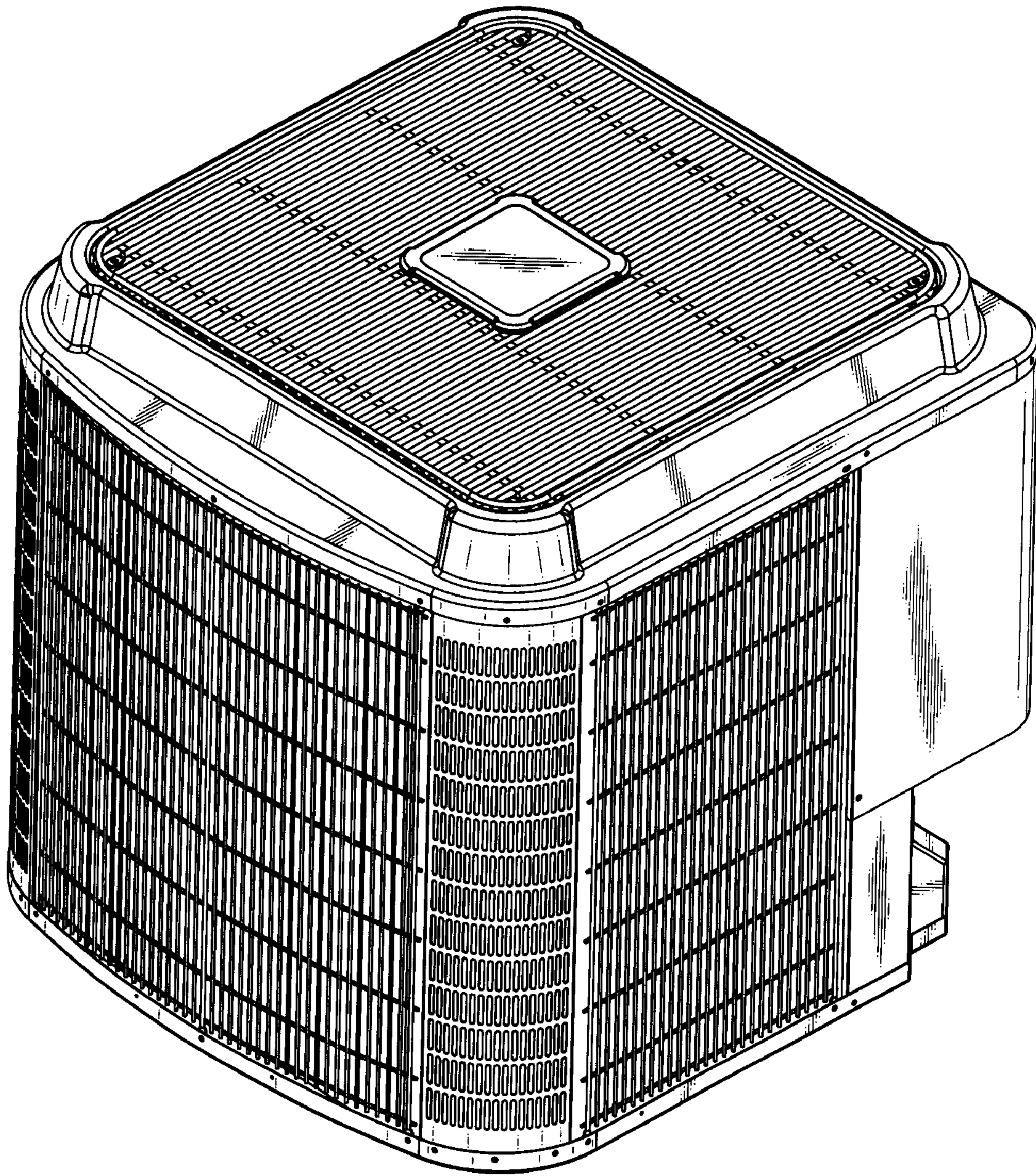


FIG. 1

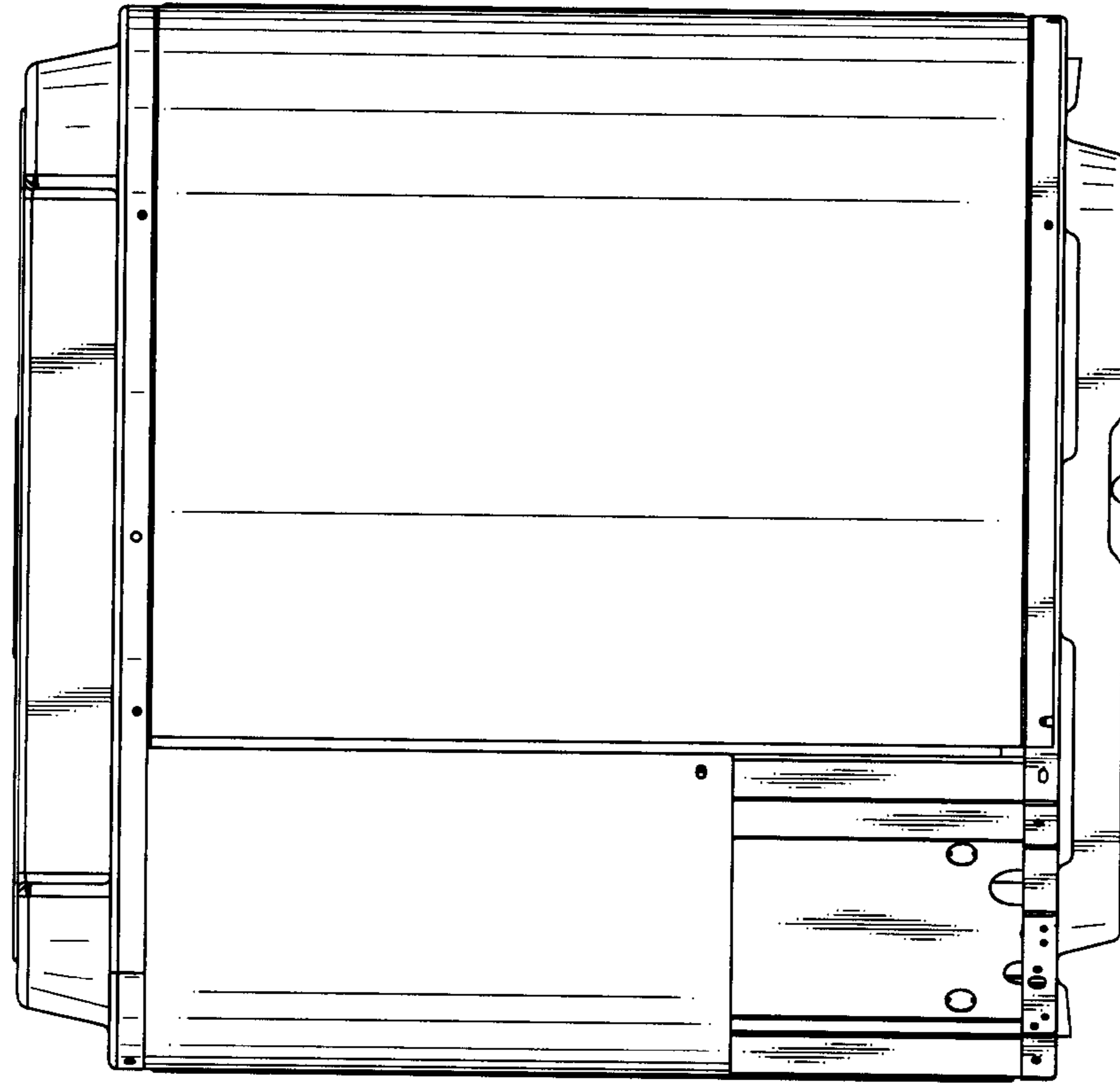


FIG. 3




FIG. 2

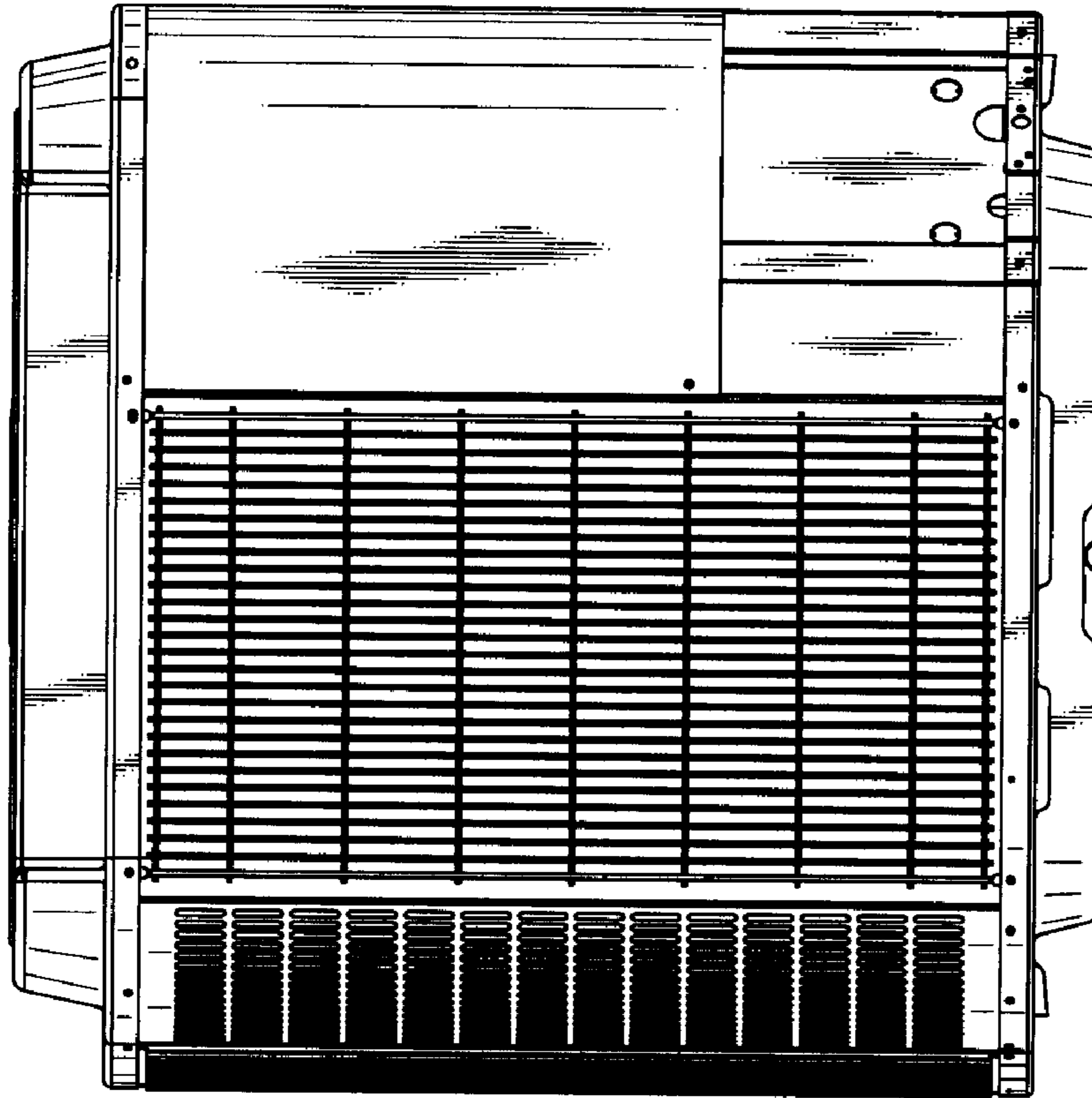


FIG. 5

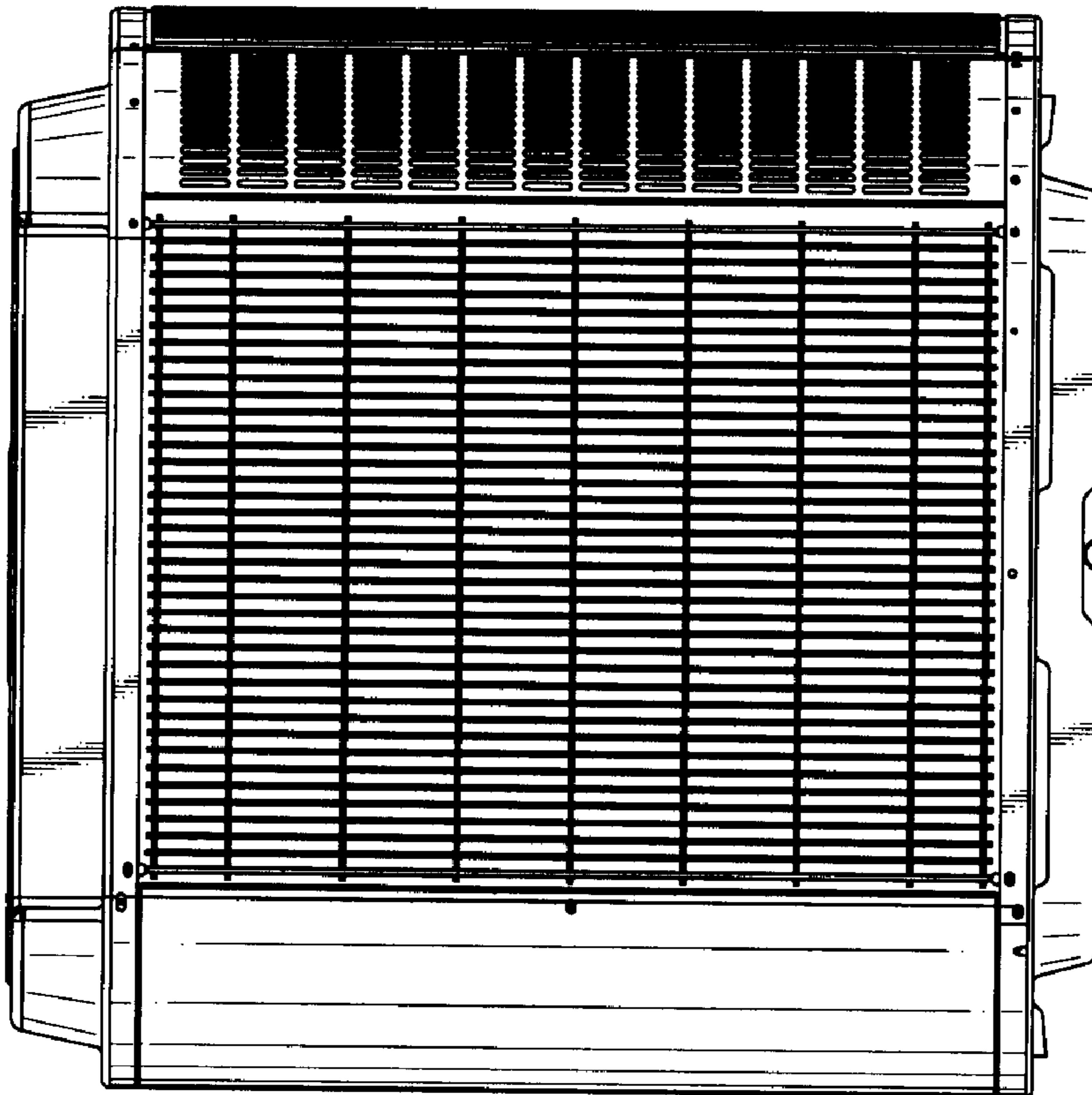


FIG. 4

FIG.6




FIG.7

