



US00D532860S

(12) **United States Design Patent**  
**Richardson et al.**

(10) **Patent No.:** **US D532,860 S**

(45) **Date of Patent:** **\*\* Nov. 28, 2006**

(54) **COMBINED STORAGE BIN AND FISH COUNTER**

(76) Inventors: **Daryl Richardson**, 119 Dover Place, La., Northfield, OH (US) 44067; **Anne Sampson**, 119 Dover Place, La., Northfield, OH (US) 44067

(\*\*) **Term:** **14 Years**

(21) **Appl. No.:** **29/226,170**

(22) **Filed:** **Mar. 25, 2005**

(51) **LOC (8) Cl.** ..... **22-05**

(52) **U.S. Cl.** ..... **D22/134**

(58) **Field of Classification Search** ..... D22/134-136, D22/149, 199; D3/260, 905; 206/315.11; 43/54.1-57.1

See application file for complete search history.

(56) **References Cited**

**U.S. PATENT DOCUMENTS**

D161,866 S 2/1951 Peterson ..... D3/260  
4,260,070 A 4/1981 Pierson ..... 220/335  
D303,563 S \* 9/1989 Palmer ..... D22/136

D310,046 S 8/1990 Matcham ..... D10/96  
5,156,291 A 10/1992 Mielke ..... 220/254  
5,388,547 A 2/1995 Lehr et al. .... 116/222  
D362,710 S \* 9/1995 Hambrick ..... D22/136  
D389,553 S \* 1/1998 Muto ..... D22/136  
5,941,016 A 8/1999 Welcher ..... 43/55  
D438,931 S \* 3/2001 Gomez ..... D22/136

\* cited by examiner

*Primary Examiner*—Catherine R. Oliver

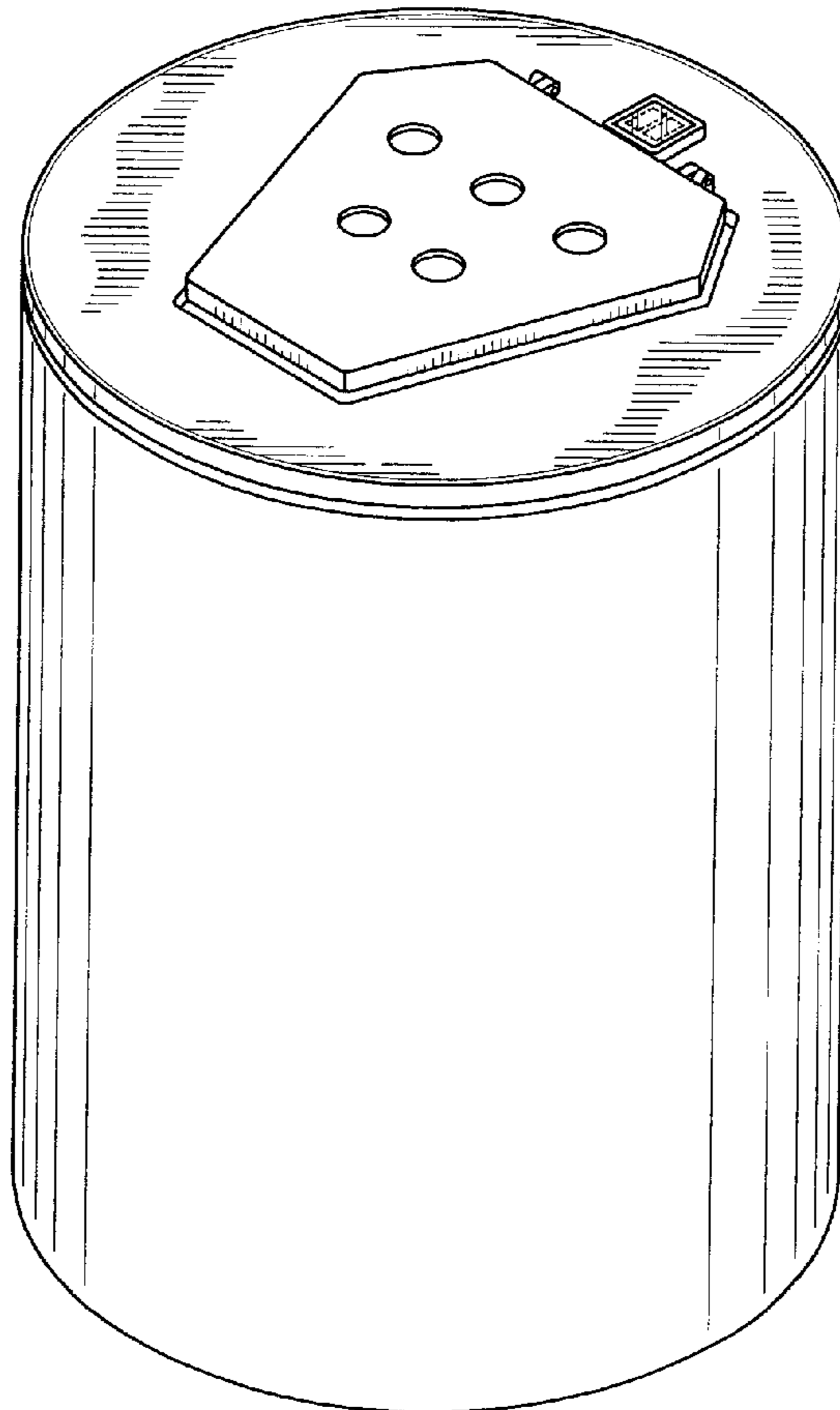
(57) **CLAIM**

The ornamental design for a combined storage bin and fish counter, as shown and described.

**DESCRIPTION**

FIG. 1 is a front elevational view of a combined storage bin and fish counter showing our new design; FIG. 2 is a rear elevational view thereof; FIG. 3 is a side elevational view thereof; FIG. 4 is a top plan view thereof; FIG. 5 is a bottom plan view thereof; and, FIG. 6 is a perspective view thereof.

**1 Claim, 5 Drawing Sheets**






FIG. 1




FIG.2




FIG.3

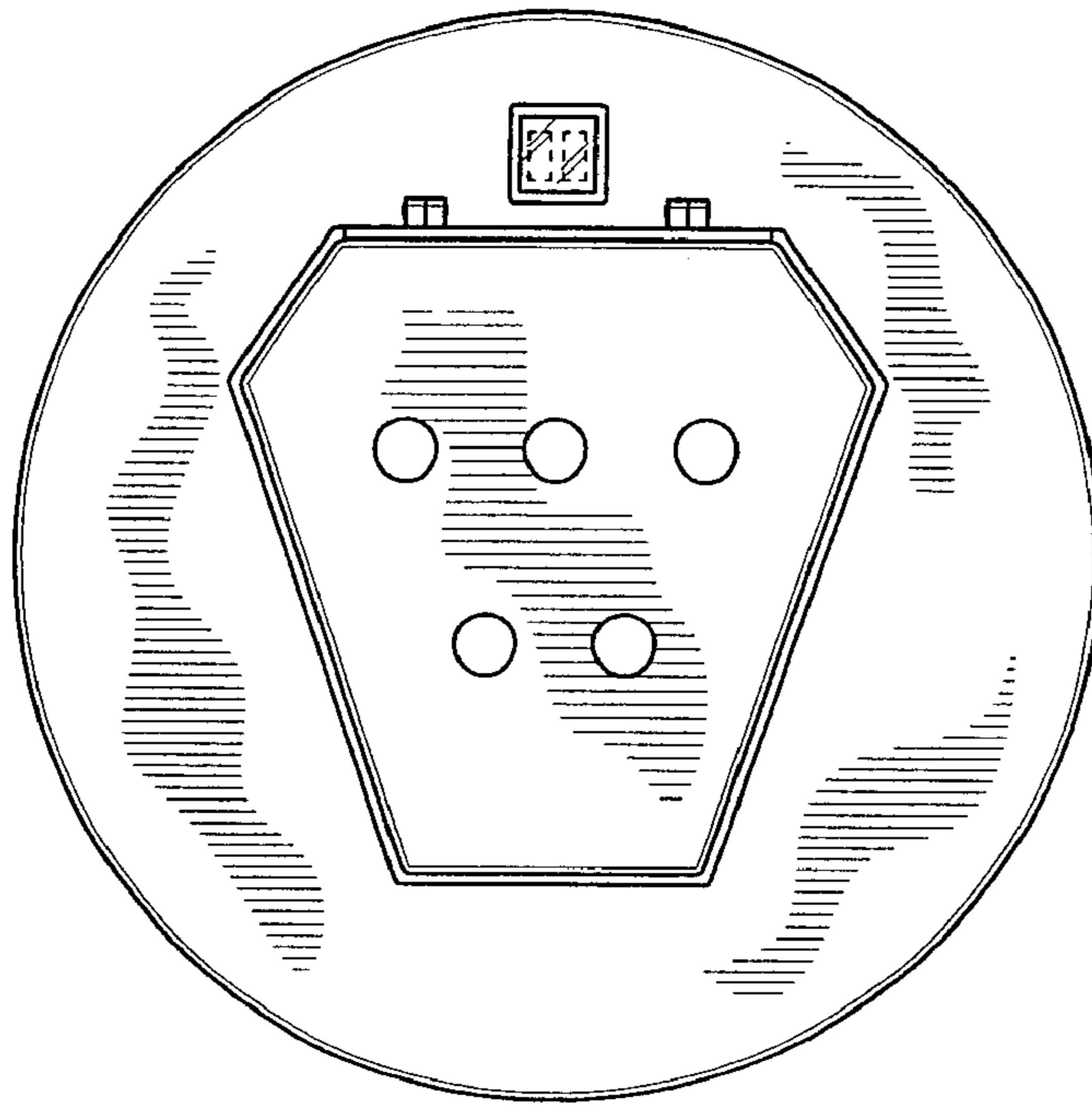


FIG. 4

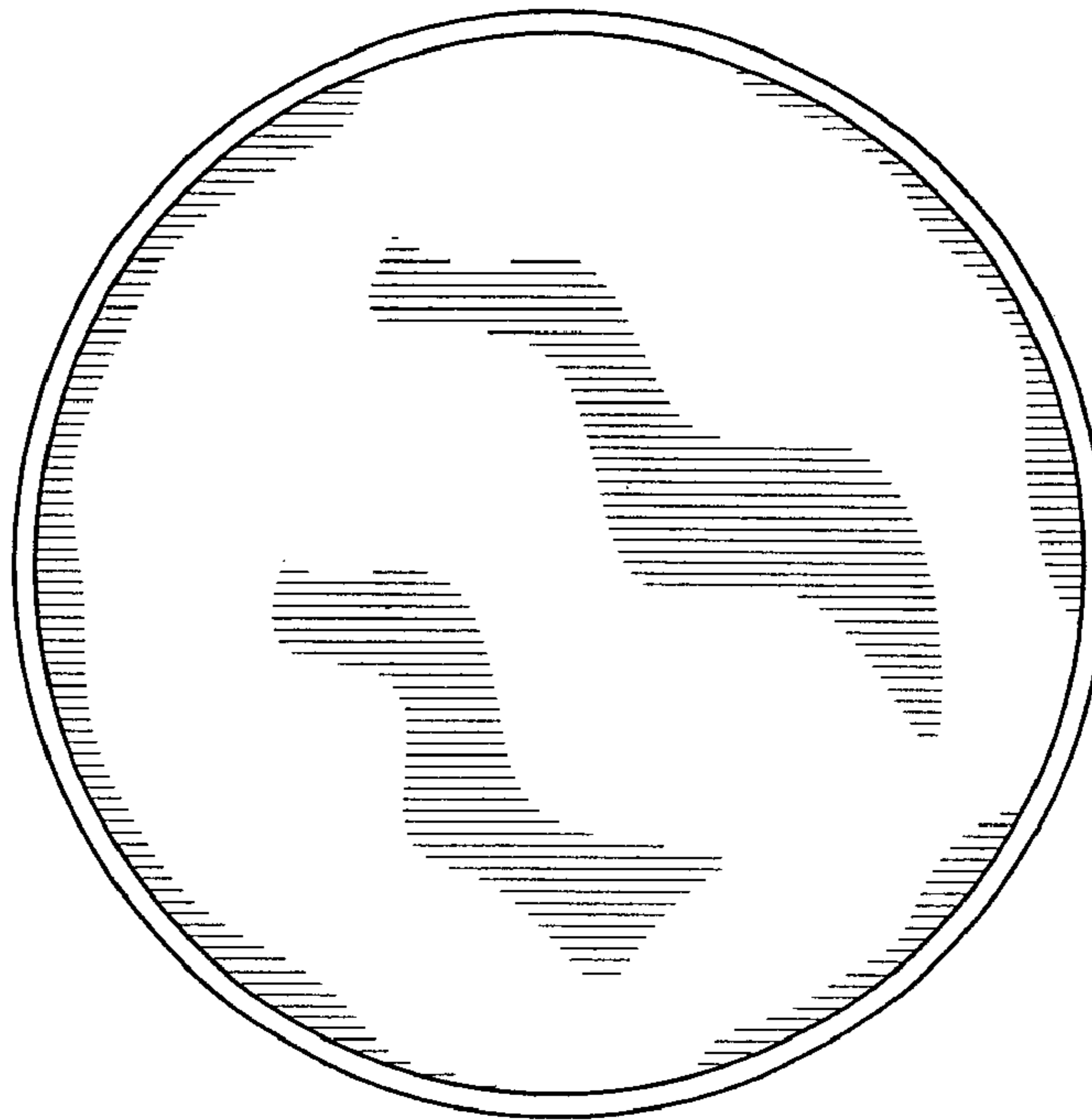


FIG. 5

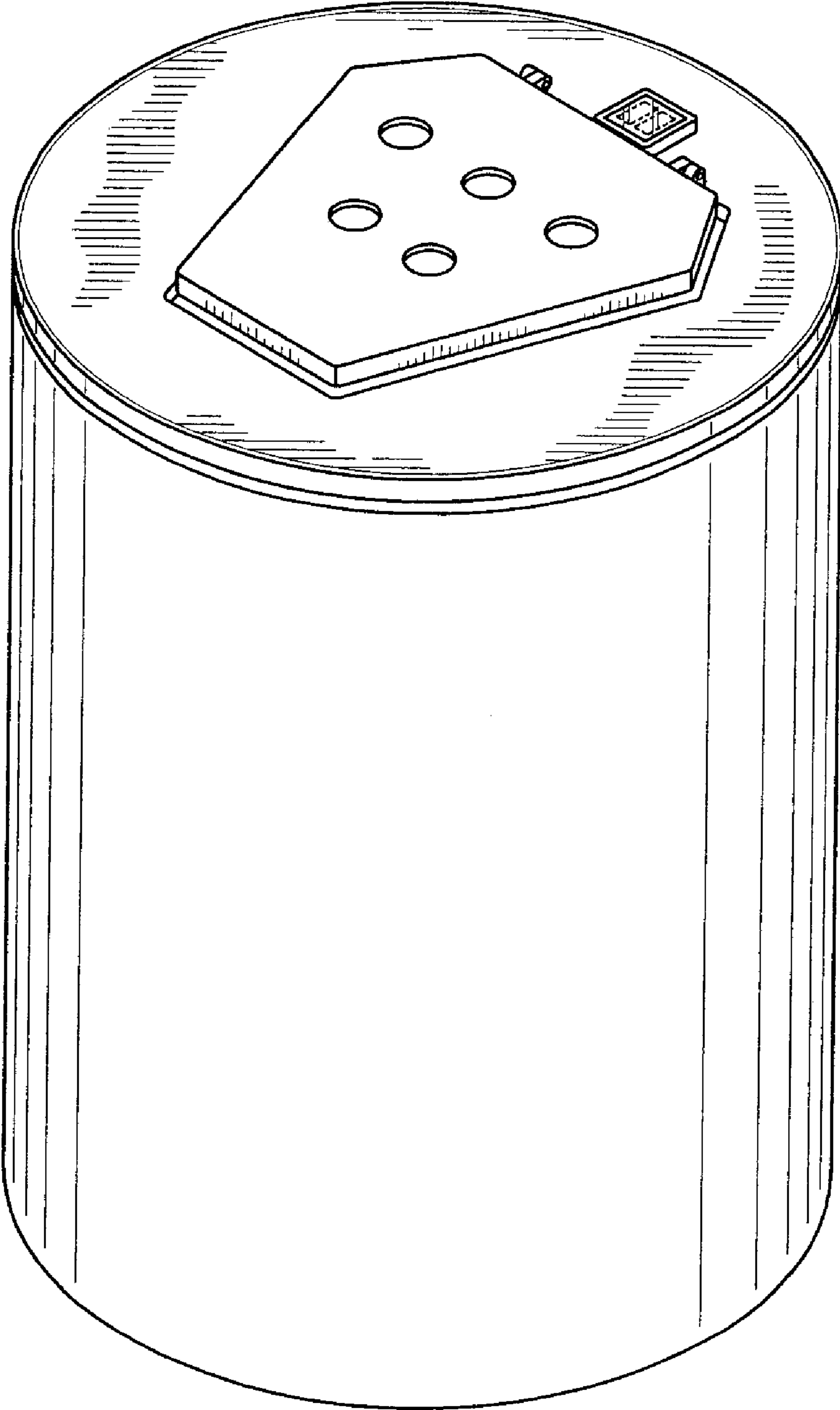


FIG.6