



US00D532855S

(12) **United States Design Patent** (10) **Patent No.:** **US D532,855 S**
Madore et al. (45) **Date of Patent:** **** Nov. 28, 2006**

(54) **PORTION OF A GOLF CLUB HEAD**
(75) Inventors: **Carl L. Madore**, Portland, OR (US);
John T. Stites, Weatherford, TX (US)
(73) Assignee: **Nike, Inc.**, Beaverton, OR (US)
(**) Term: **14 Years**

D490,489 S 5/2004 Madore
D491,992 S 6/2004 Baiocchi
D492,973 S 7/2004 Madore
D499,157 S 11/2004 Antonious
D499,158 S 11/2004 Imamoto
D509,552 S 9/2005 Madore
D511,362 S 11/2005 Madore
D512,473 S 12/2005 Madore
D515,157 S 2/2006 Madore

(21) Appl. No.: **29/258,605**
(22) Filed: **Apr. 25, 2006**

OTHER PUBLICATIONS

Edwin Watts Golf Holiday 2000 Catalog, TaylorMade 300 Series Titanium Drive, p. 6, dated 2000.
Edwin Watts Golf Guide 2001 Catalog, TaylorMade 200 Steel Drive, p. 11, dated 2001.
Edwin Watts Golf Holiday 2002 Catalog, TaylorMade 420 Titanium Driver and TaylorMade R500 Drivers, p. 12, dated 2002.
Edwin Watts Golf Father's Day 2003 Catalog, Hippo Giant Wood, p. 31, dated 2003.

Related U.S. Application Data

(60) Division of application No. 29/174,527, filed on Jan. 22, 2003, now abandoned, which is a continuation-in-part of application No. 29/167,540, filed on Sep. 18, 2002, now Pat. No. Des. 475,107, and a continuation-in-part of application No. 29/167,578, filed on Sep. 18, 2002, now Pat. No. Des. 475,428, and a continuation-in-part of application No. 29/167,580, filed on Sep. 18, 2002, now Pat. No. Des. 475,108.

* cited by examiner

(51) **LOC (8) Cl.** **21-02**
(52) **U.S. Cl.** **D21/752**
(58) **Field of Classification Search** D21/733,
D21/752, 759; 473/324-331, 343-346
See application file for complete search history.

Primary Examiner—Mitchell Siegel
(74) *Attorney, Agent, or Firm*—Banner & Witcoff, Ltd.

(57) **CLAIM**

The ornamental design for a portion of a golf club head, as shown and described.

(56) **References Cited**

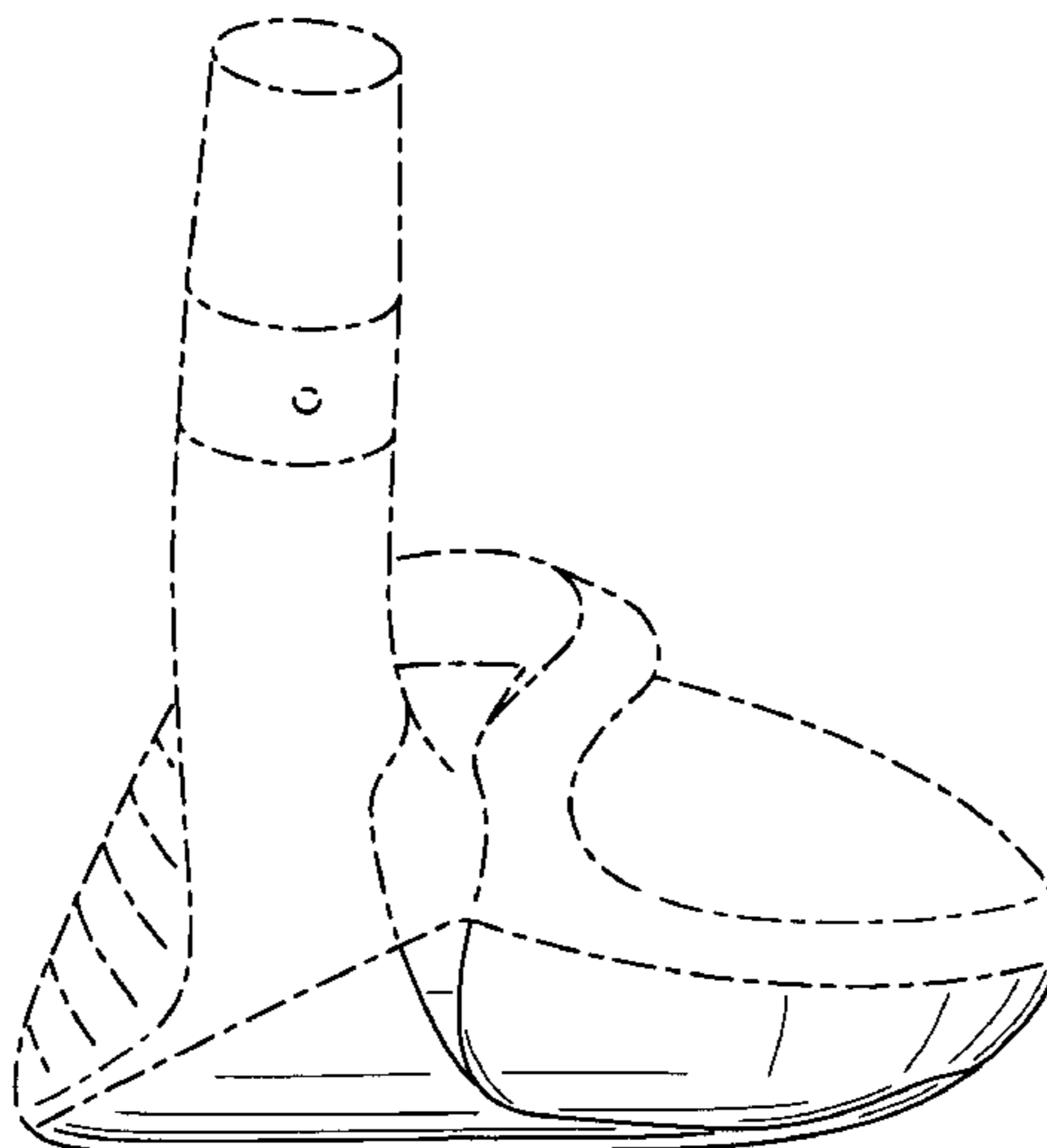
DESCRIPTION

U.S. PATENT DOCUMENTS

D364,204 S * 11/1995 Lin D21/752
D445,471 S 7/2001 Besnard et al.
D446,563 S 8/2001 Besnard et al.
D447,201 S 8/2001 Boyd
D453,203 S 1/2002 Madore et al.
D459,425 S 6/2002 Burnett et al.
D461,215 S 8/2002 Madore
D461,513 S 8/2002 Madore et al.
D461,862 S 8/2002 Madore et al.
D471,246 S 3/2003 Jones et al.
D471,941 S 3/2003 Burnett et al.
D472,950 S 4/2003 Burnett et al.
D479,867 S 9/2003 Saliba et al.

FIG. 1 is a perspective view of a portion of a golf club head showing our new design;
FIG. 2 is a heel end view thereof;
FIG. 3 is a toe end view thereof;
FIG. 4 is a rear view thereof; and,
FIG. 5 is a bottom view thereof.
The broken line immediately adjacent to the shaded area forms an unclaimed boundary of the design. The broken line showing of the remainder of the club head is for illustrative purposes only and forms no part of the claimed design.

1 Claim, 3 Drawing Sheets



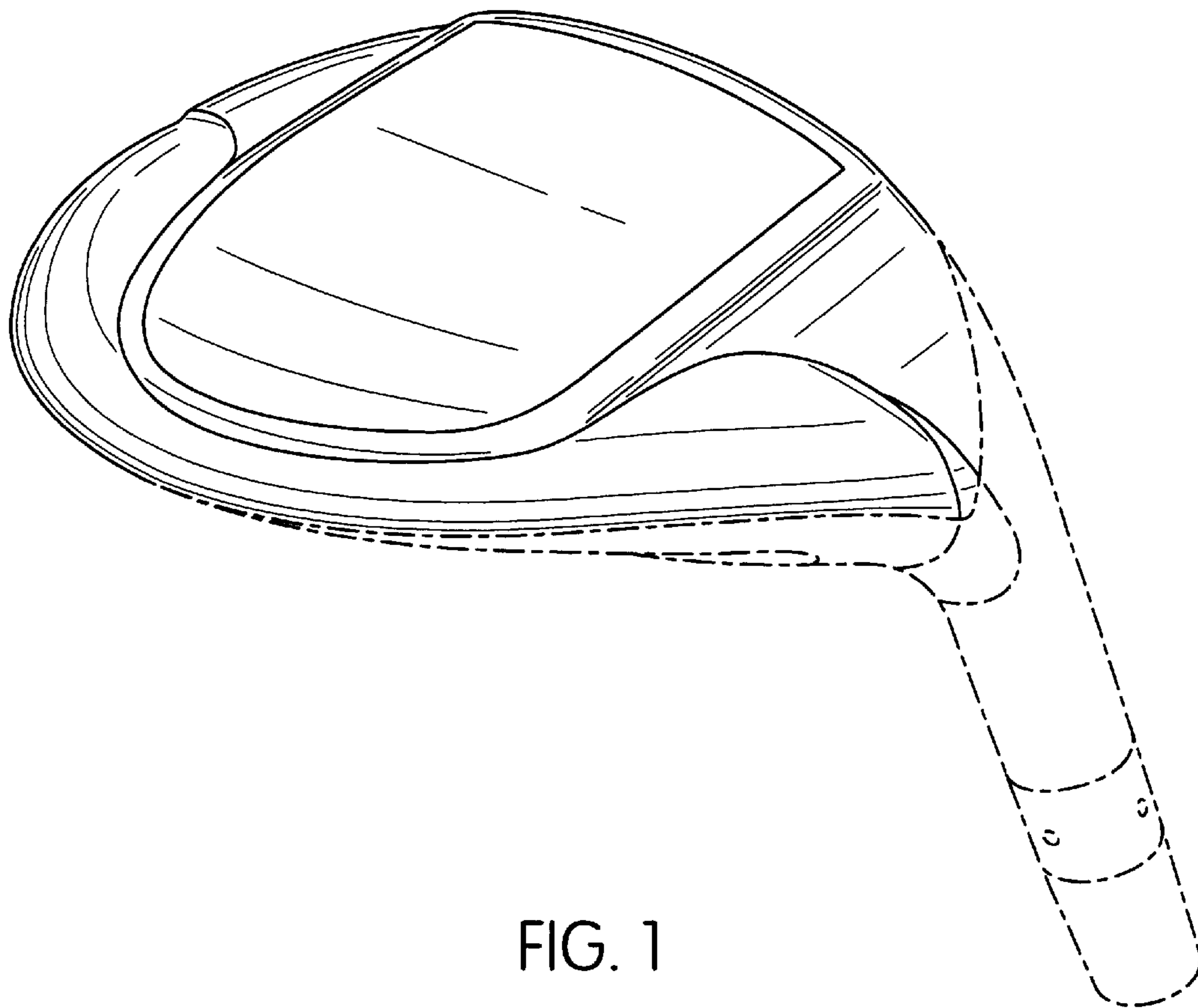


FIG. 1

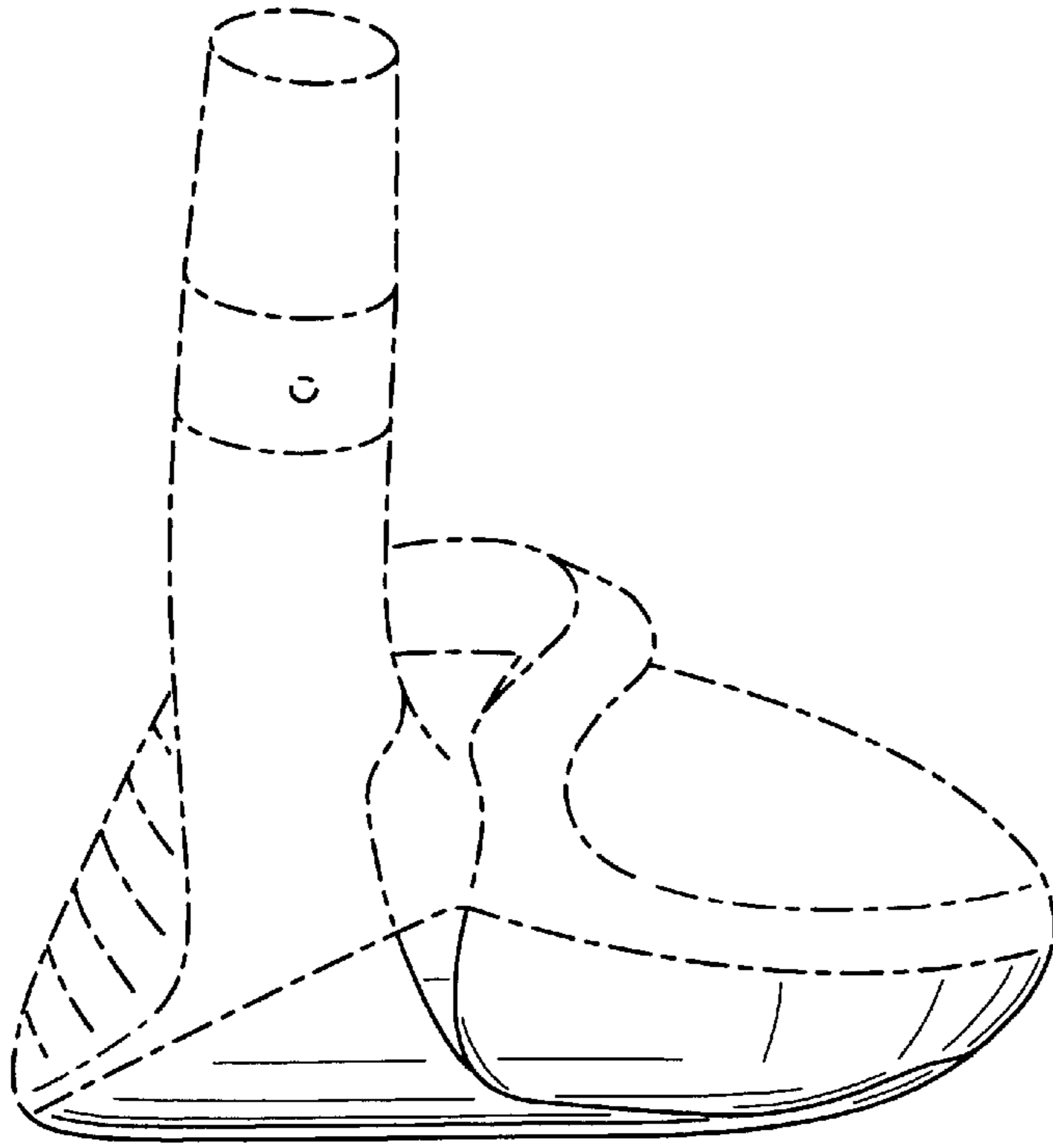


FIG. 2

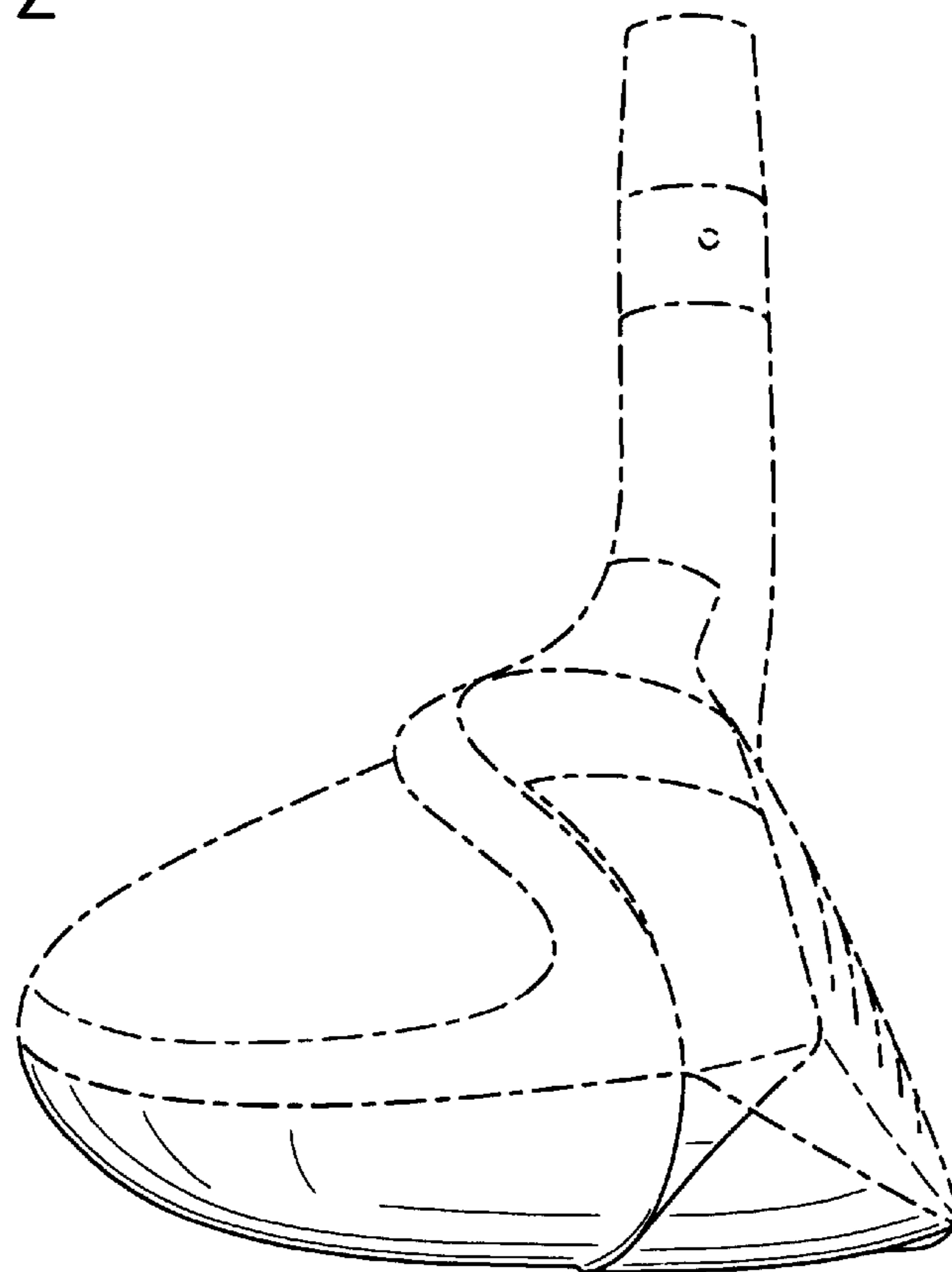


FIG. 3

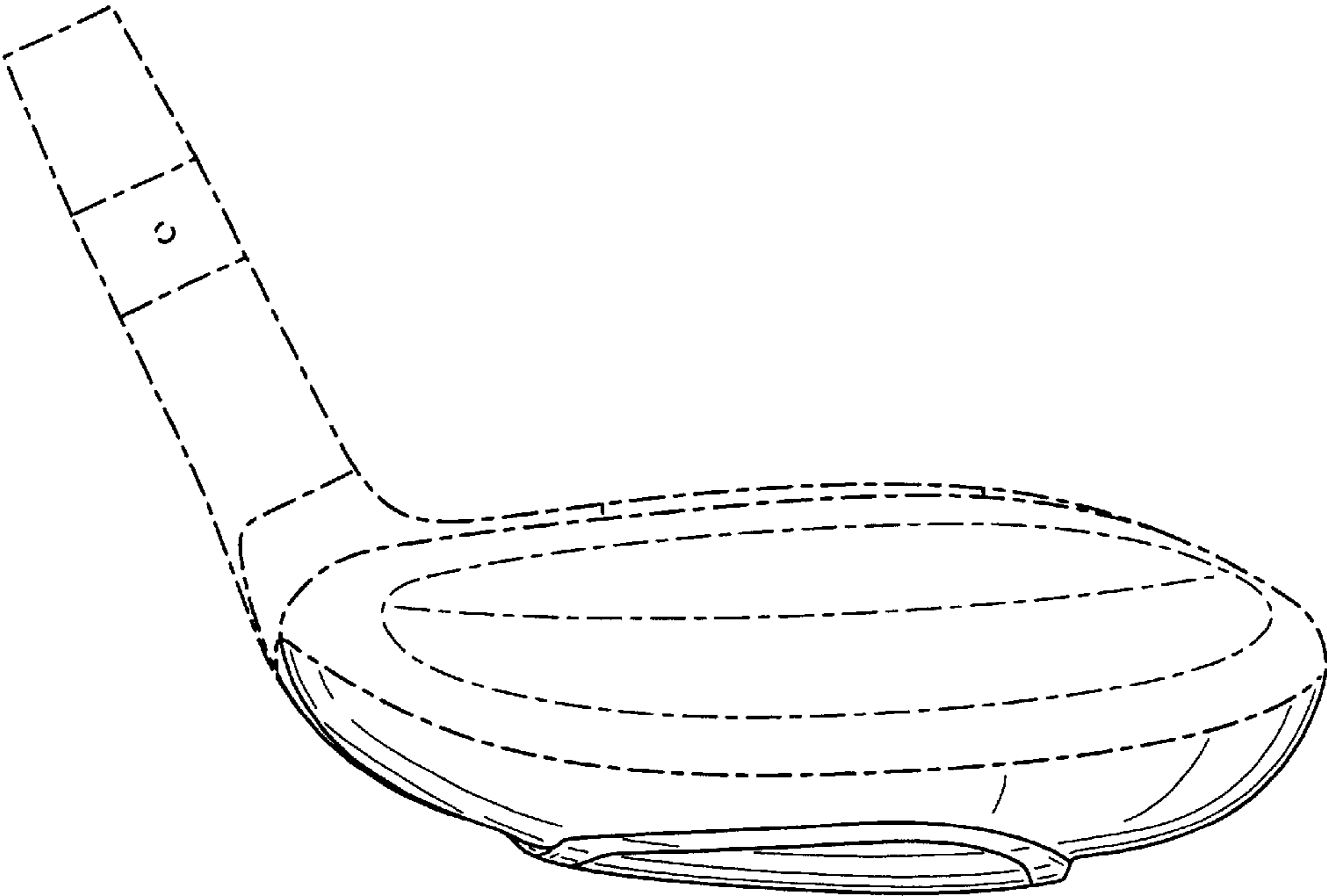


FIG. 4

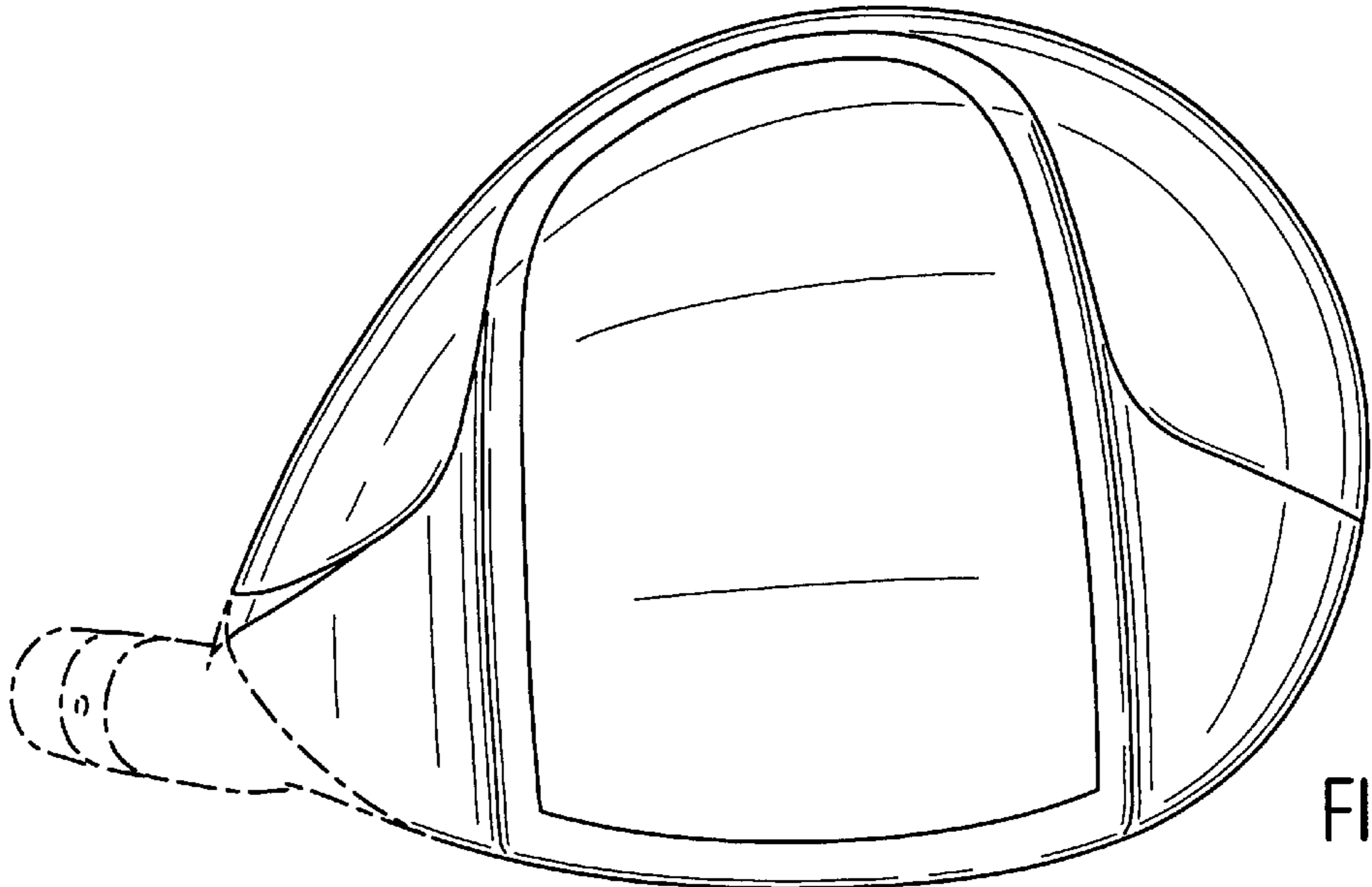


FIG. 5