



US00D532851S

(12) **United States Design Patent**
Oldknow

(10) **Patent No.:** **US D532,851 S**

(45) **Date of Patent:** **** Nov. 28, 2006**

(54) **PORTION OF A GOLF CLUB HEAD**

(75) Inventor: **Andrew G. V. Oldknow**, Beaverton,
OR (US)

(73) Assignee: **Nike, Inc.**, Beaverton, OR (US)

(**) Term: **14 Years**

(21) Appl. No.: **29/258,318**

(22) Filed: **Apr. 21, 2006**

(51) **LOC (8) Cl.** **21-02**

(52) **U.S. Cl.** **D21/748**

(58) **Field of Classification Search** D21/747-751,
D21/759; 473/324-331, 350

See application file for complete search history.

(56) **References Cited**

U.S. PATENT DOCUMENTS

D357,294 S	4/1995	Solheim	
D435,277 S	12/2000	Erickson et al.	
D436,149 S	1/2001	Helmstetter et al.	
D458,328 S	6/2002	Solheim et al.	
D467,292 S	12/2002	Saraie et al.	
D469,140 S	1/2003	Best	
6,709,345 B1	3/2004	Iwata et al.	
6,719,641 B1	4/2004	Dabbs et al.	
D491,620 S	6/2004	Nishitani	
D496,973 S	* 10/2004	Wahl et al.	D21/749
D499,155 S	11/2004	Imamoto	
D502,237 S	2/2005	Schweigert et al.	
D507,614 S	7/2005	Schweigert et al.	
D508,099 S	8/2005	Schweigert et al.	
D508,722 S	* 8/2005	Iwata et al.	D21/759
D512,756 S	12/2005	Kawami	
6,991,559 B1	1/2006	Yabu	
D516,649 S	3/2006	Imamoto	
D516,654 S	3/2006	Kono	
2003/0199331 A1	10/2003	Stites, III	

2003/0203764 A1 10/2003 Dabbs et al.
2003/0228928 A1 12/2003 Yabu
2005/0085312 A1 4/2005 Nagai et al.

OTHER PUBLICATIONS

Golfsmith Mid-Year 1996 Catalog, Tour Model 4000, p. 18,
dated 1996.

Golfsmith 1997 Catalog, Golfsmith Counterpoint, p. 9,
dated 1997.

Edwin Watts Golf Holiday 2001 Gift Guide, Mizuno T-Zoid
Iron, p. 27, dated 2001.

Edward Watts Golf Holiday 2002 Catalog, King Cobra SS
Forged Irons, p. 19, dated 2002.

* cited by examiner

Primary Examiner—Mitchell Siegel

(74) *Attorney, Agent, or Firm*—Banner & Witcoff, Ltd.

(57) **CLAIM**

The ornamental design for a portion of a golf club head, as
shown and described.

DESCRIPTION

FIG. 1 is an elevational view of a portion of a golf club head
showing my new design;

FIG. 2 is a first perspective view thereof;

FIG. 3 is a heel end view thereof;

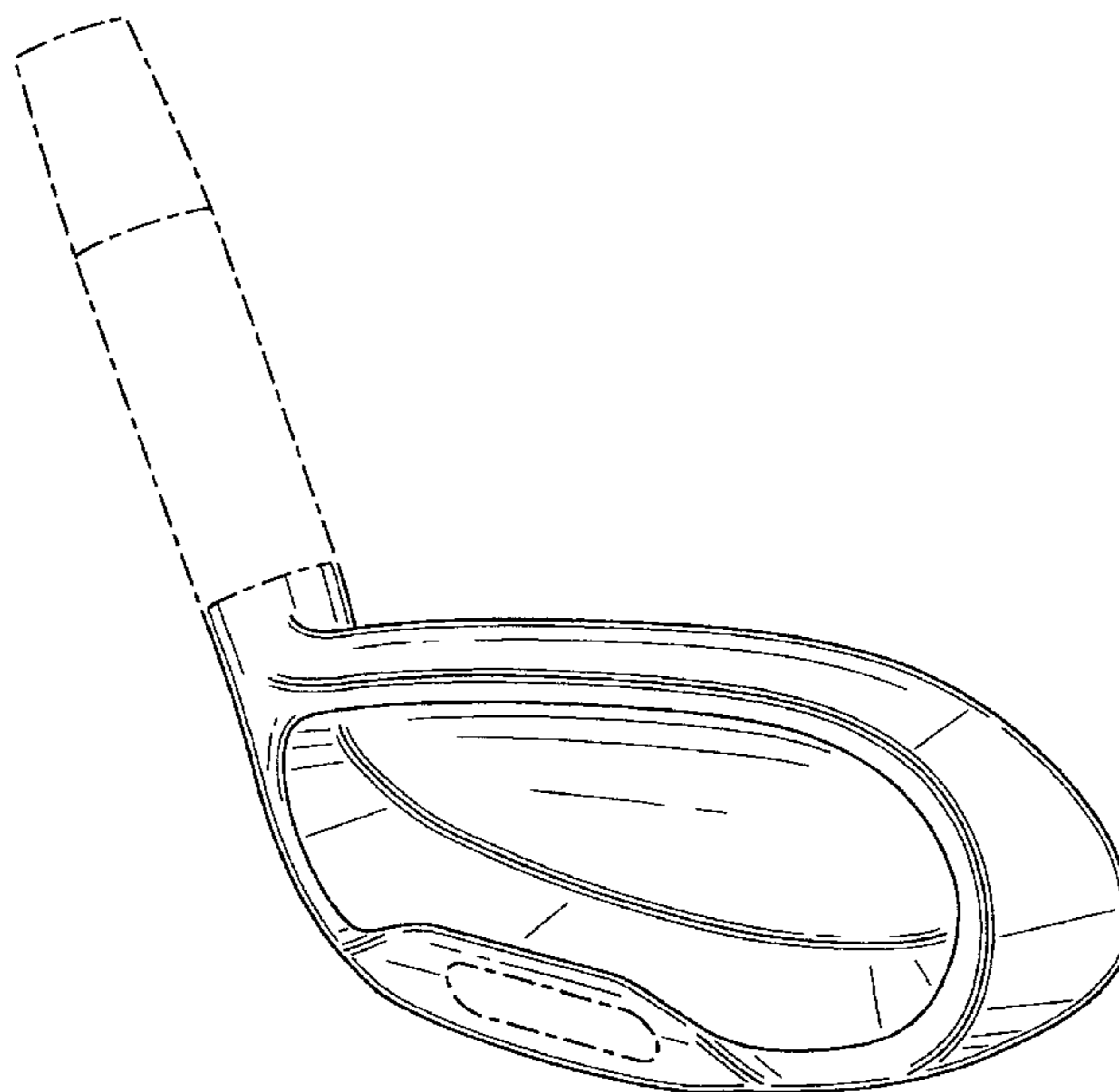
FIG. 4 is a toe end view thereof;

FIG. 5 is a bottom view thereof; and,

FIG. 6 is second perspective view thereof.

The uneven broken line immediately adjacent to the shaded
area represents an unclaimed boundary of the design. The
broken line showing of the pill shaped region within the
shaded region and the remainder of the golf club head is for
illustrative purposes only and form no part of the claimed
design.

1 Claim, 3 Drawing Sheets



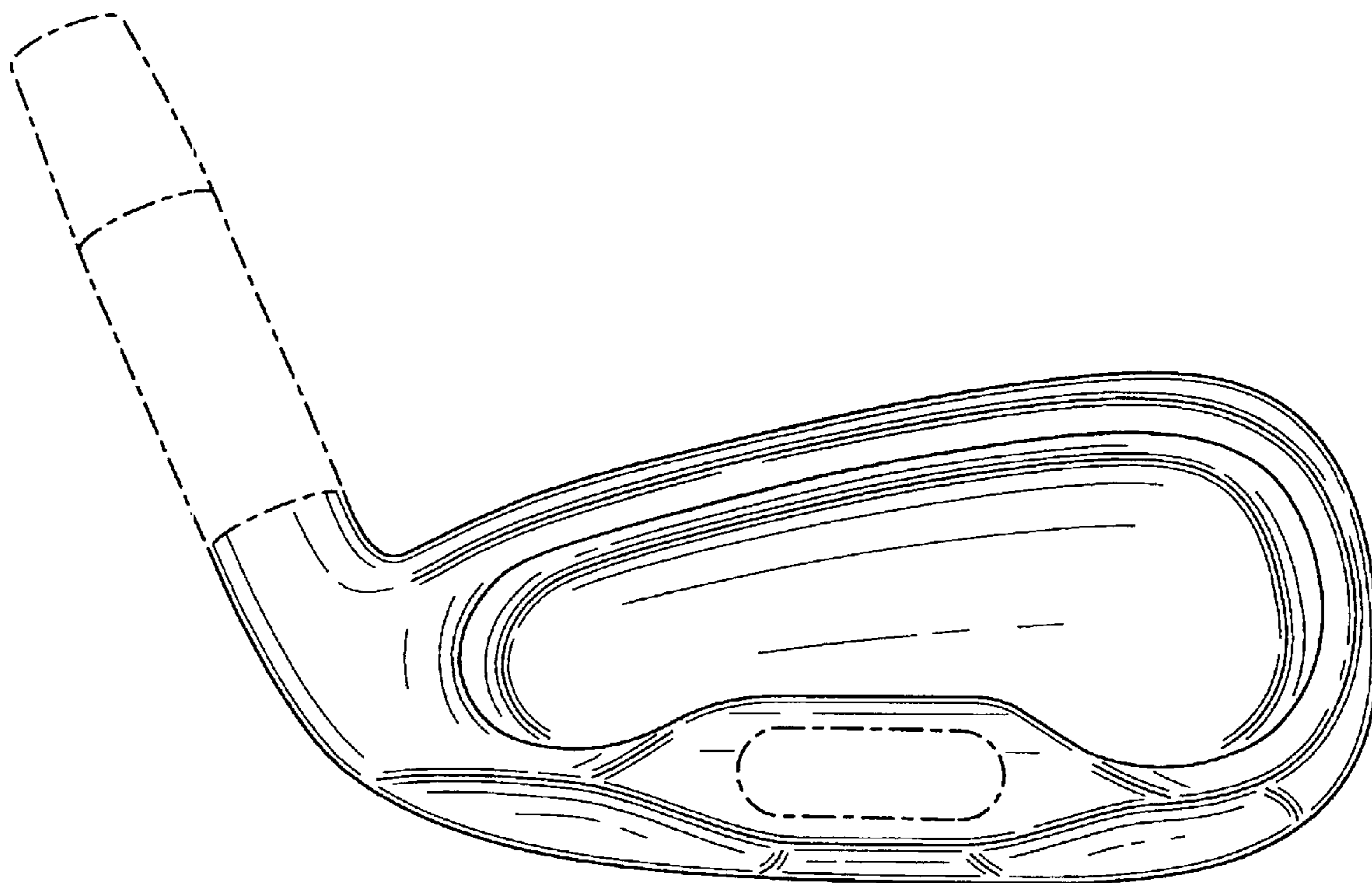


FIG. 1

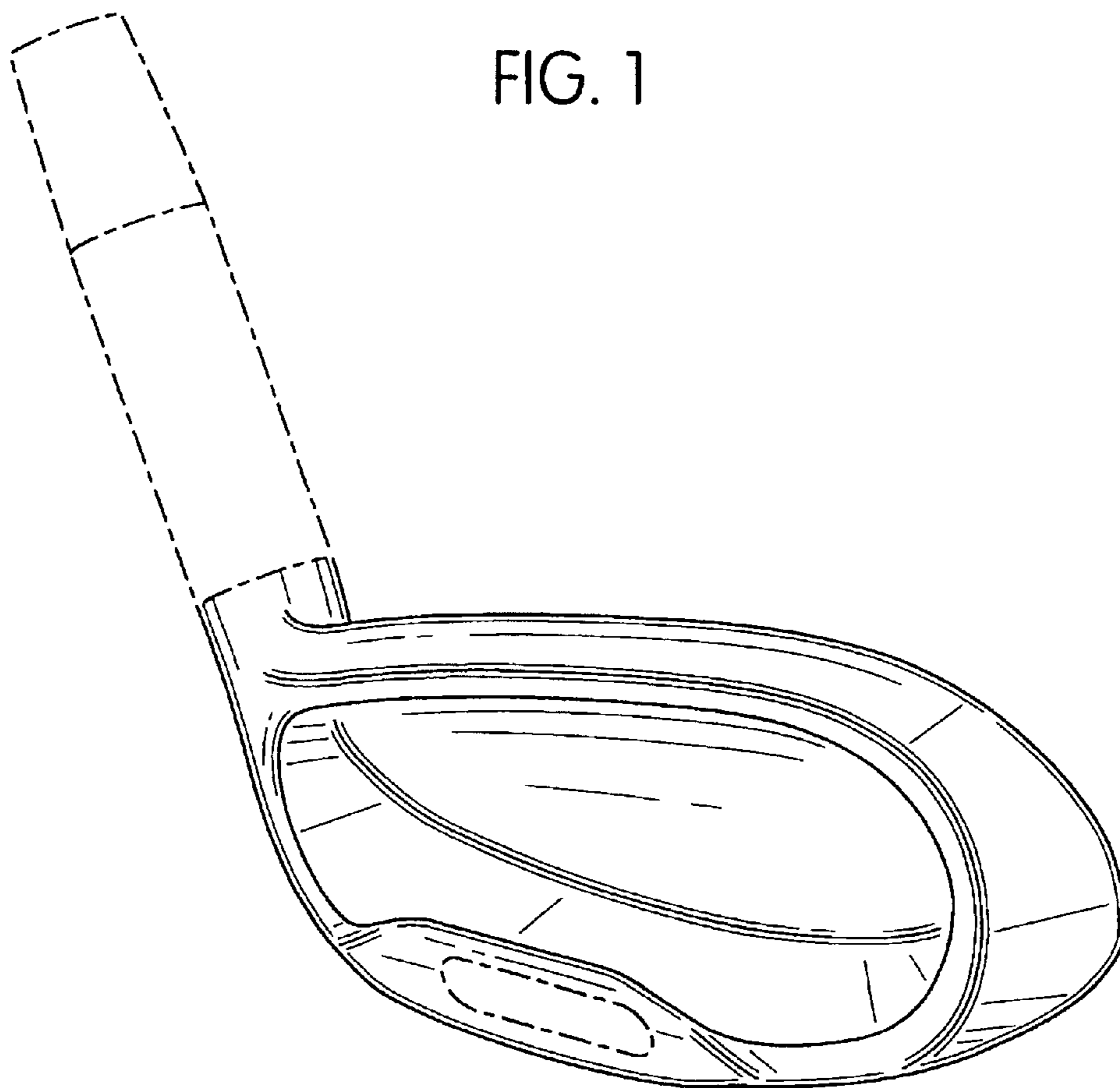


FIG. 2

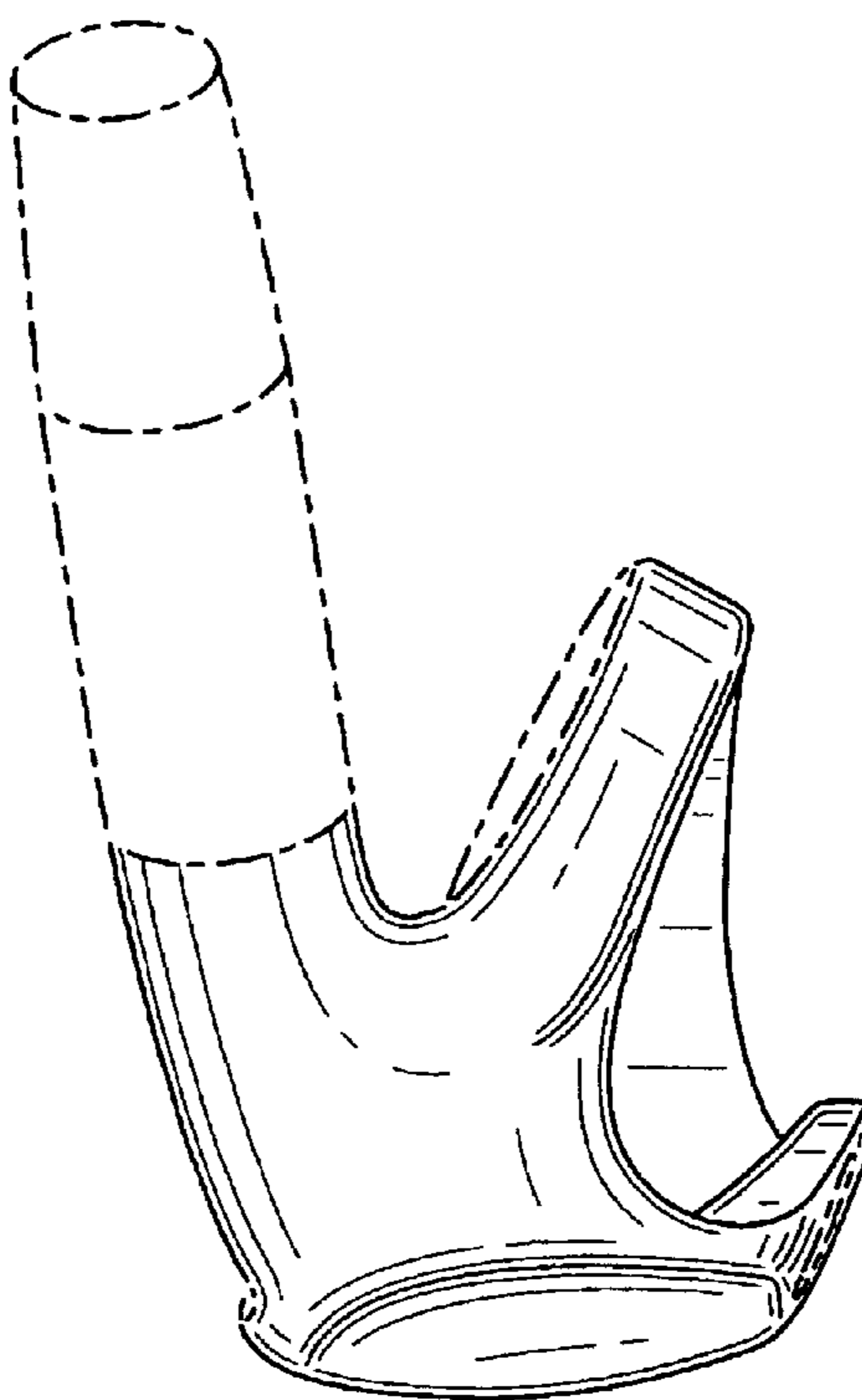


FIG. 3

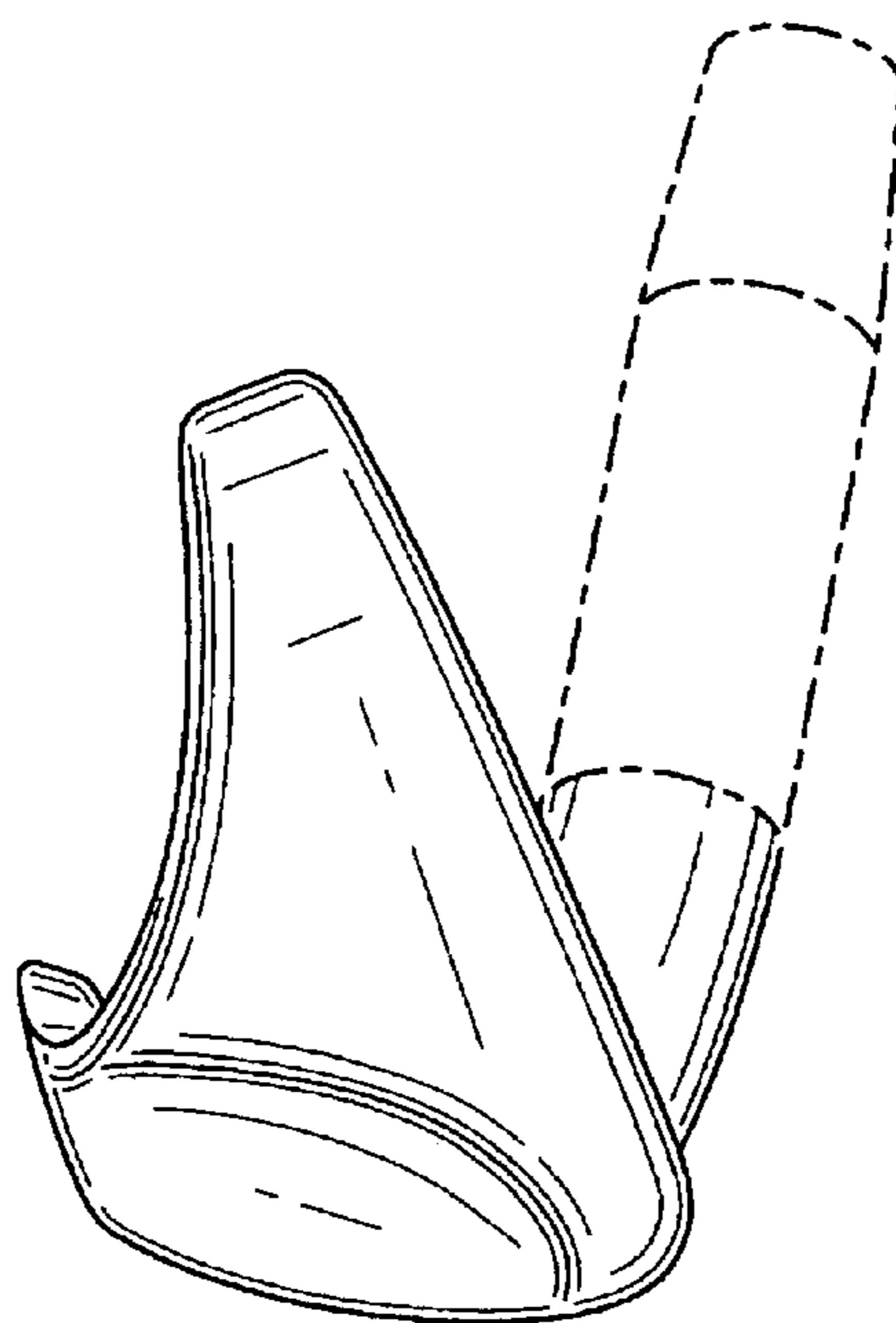


FIG. 4

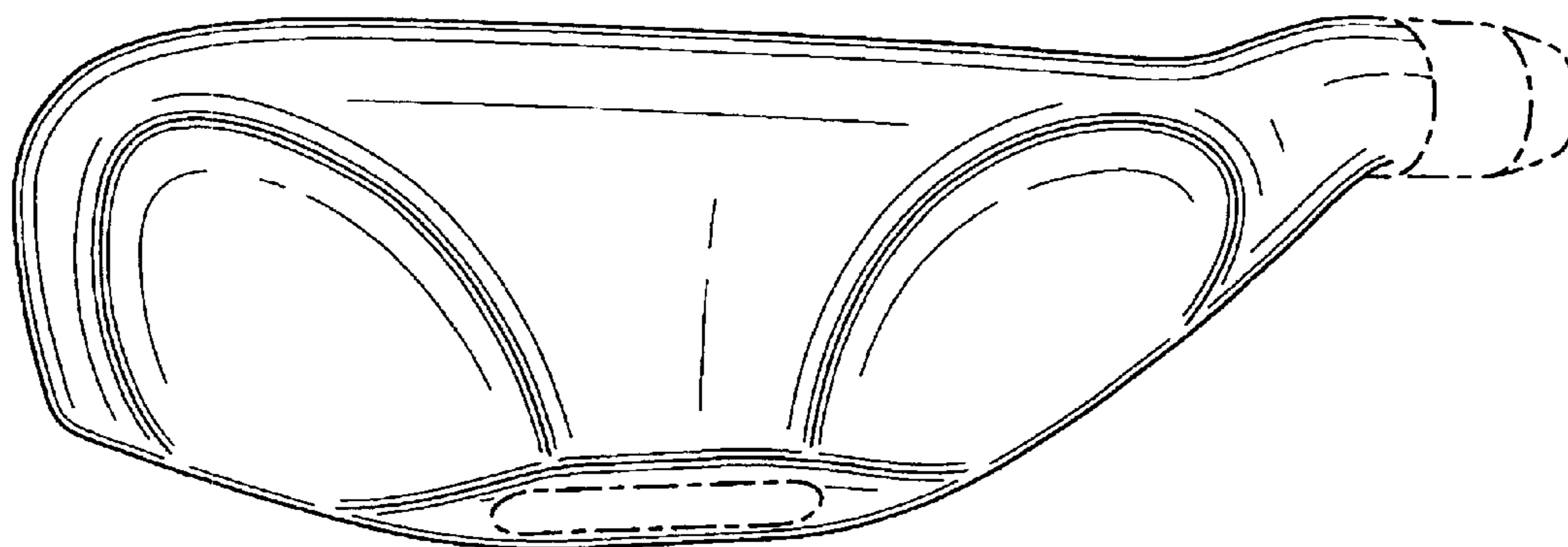


FIG. 5

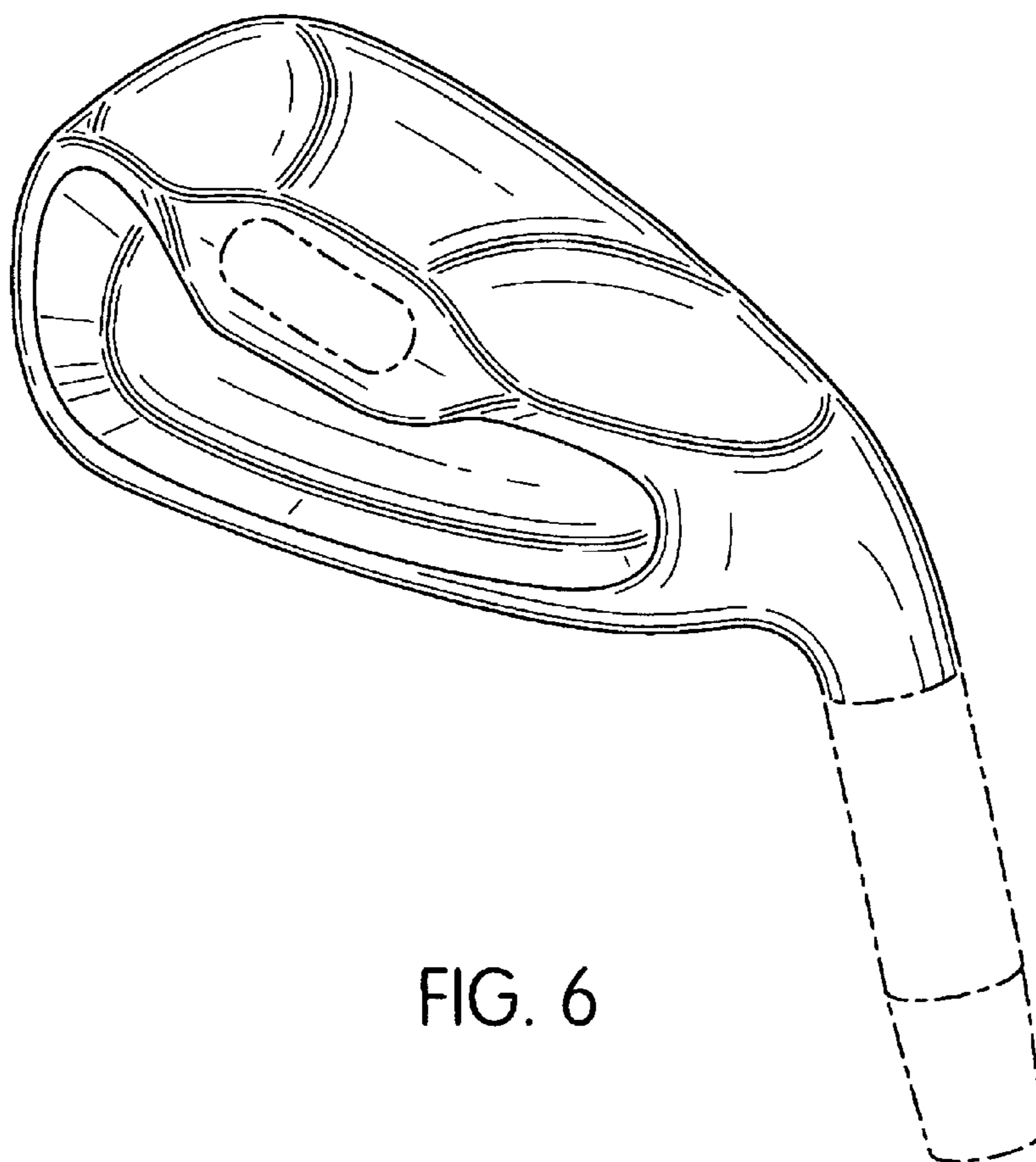


FIG. 6