



US00D532850S

(12) **United States Design Patent** (10) **Patent No.:** **US D532,850 S**  
**Oldknow** (45) **Date of Patent:** **\*\* Nov. 28, 2006**

(54) **PORTION OF A GOLF CLUB HEAD**

(75) Inventor: **Andrew G. V. Oldknow**, Beaverton,  
OR (US)

(73) Assignee: **Nike, Inc.**, Beaverton, OR (US)

(\*\*) Term: **14 Years**

(21) Appl. No.: **29/258,316**

(22) Filed: **Apr. 21, 2006**

(51) **LOC (8) Cl.** ..... **21-02**

(52) **U.S. Cl.** ..... **D21/748**

(58) **Field of Classification Search** ..... D21/747-751,  
D21/759; 473/324-331, 350  
See application file for complete search history.

(56) **References Cited**

**U.S. PATENT DOCUMENTS**

D164,597 S	9/1951	Penna	
D319,858 S	9/1991	Antonious	
D328,322 S	7/1992	Antonious	
D360,925 S	8/1995	Antonious	
D366,082 S	1/1996	Dekura	
D383,820 S	9/1997	Watanabe	
D428,635 S	7/2000	Nagai et al.	
D445,157 S	7/2001	Jones et al.	
D445,862 S	7/2001	Ford	
D466,576 S	12/2002	Nagai et al.	
D466,961 S	12/2002	Nagai et al.	
D467,292 S	12/2002	Saraie et al.	
6,666,779 B1	12/2003	Iwata et al.	
6,719,641 B1	4/2004	Dabbs et al.	
6,729,967 B1	5/2004	Ford	
D494,649 S	8/2004	Imamoto	
D496,973 S	* 10/2004	Wahl et al.	..... D21/749
D508,722 S	8/2005	Iwata et al.	

D516,649 S	3/2006	Imamoto	
D517,146 S	3/2006	Nishitani	
D518,538 S	* 4/2006	Ines et al.	..... D21/747
2003/0228928 A1	12/2003	Yabu	

**OTHER PUBLICATIONS**

Harvey Penwick Catalog, Penick Plus, p. 10, dated 1997.  
Edwin Watts Golf Shops Summer 1998 Catalog, Miz  
Novel™ Woods and Irons, p. 12, dated 1998.  
Goldsmith Catalog, Jetstream Tour, p. 4, dated 1998.  
Edwin Watts Golf Holiday 2000 Catalog, T-Zoid Comp EZ  
Forged Irons, p. 24, dated 2000.

\* cited by examiner

*Primary Examiner*—Mitchell Siegel

(74) *Attorney, Agent, or Firm*—Banner & Witcoff, Ltd.

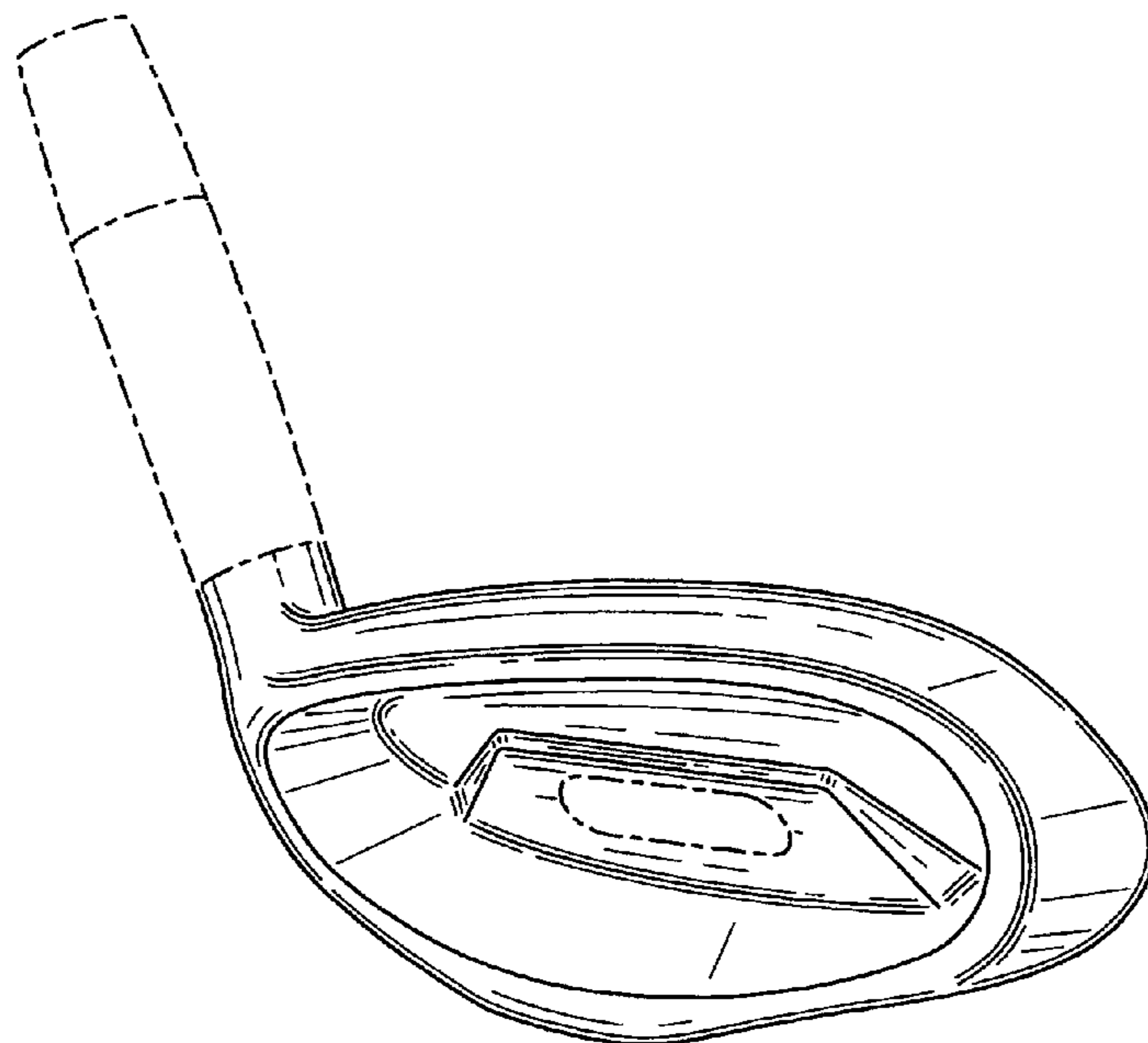
(57) **CLAIM**

The ornamental design for a portion of a golf club head, as  
shown and described.

**DESCRIPTION**

FIG. 1 is an elevational view of a portion of a golf club head  
showing my new design;  
FIG. 2 is a first perspective view thereof;  
FIG. 3 is a heel end view thereof;  
FIG. 4 is a toe end view thereof;  
FIG. 5 is a bottom view thereof; and,  
FIG. 6 is second perspective view thereof.  
The uneven broken line immediately adjacent to the shaded  
area represents an unclaimed boundary of the design. The  
broken line showing of the pill shaped region within the  
shaded region and the remainder of the golf club head is for  
illustrative purposes only and form no part of the claimed  
design.

**1 Claim, 3 Drawing Sheets**



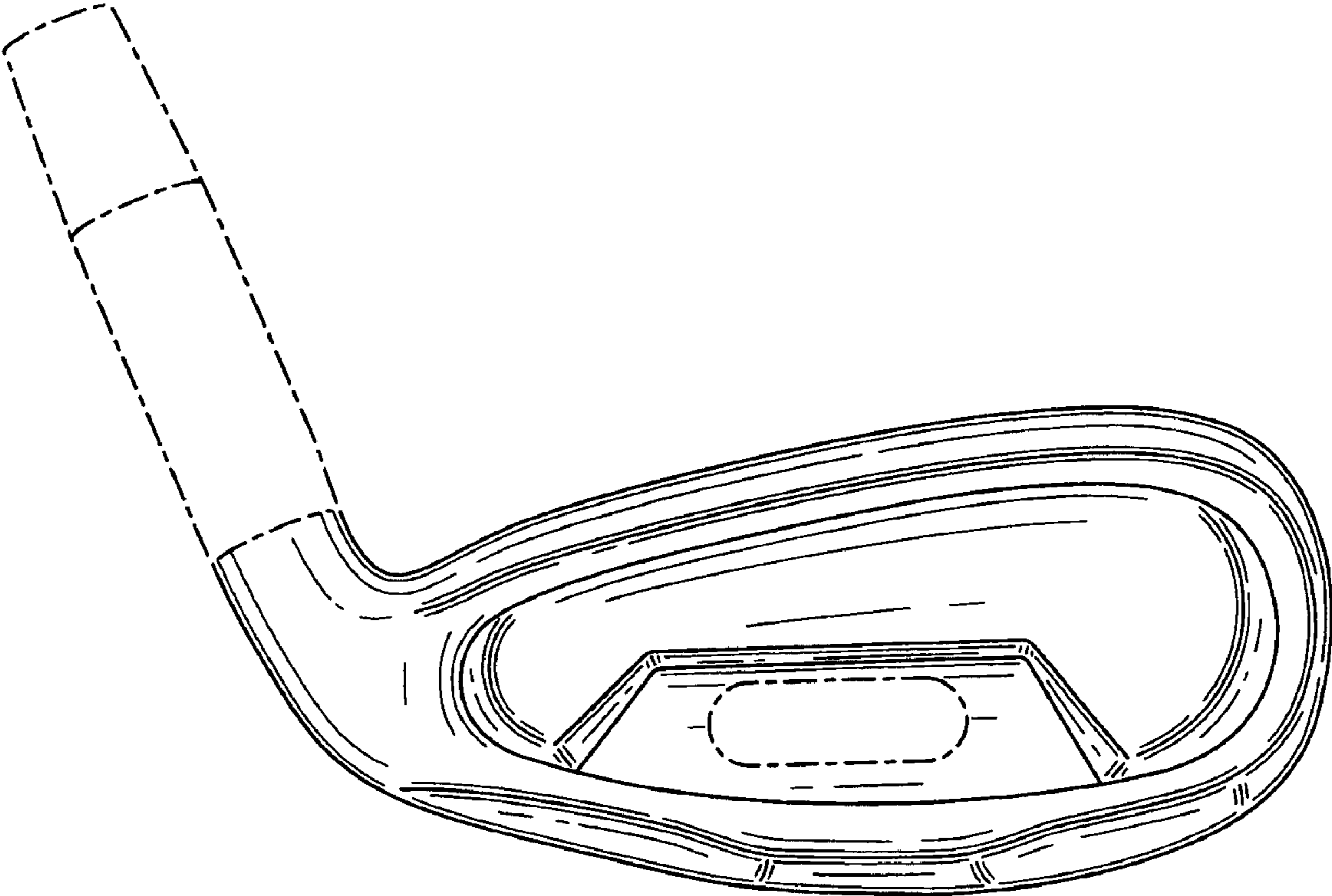


FIG. 1

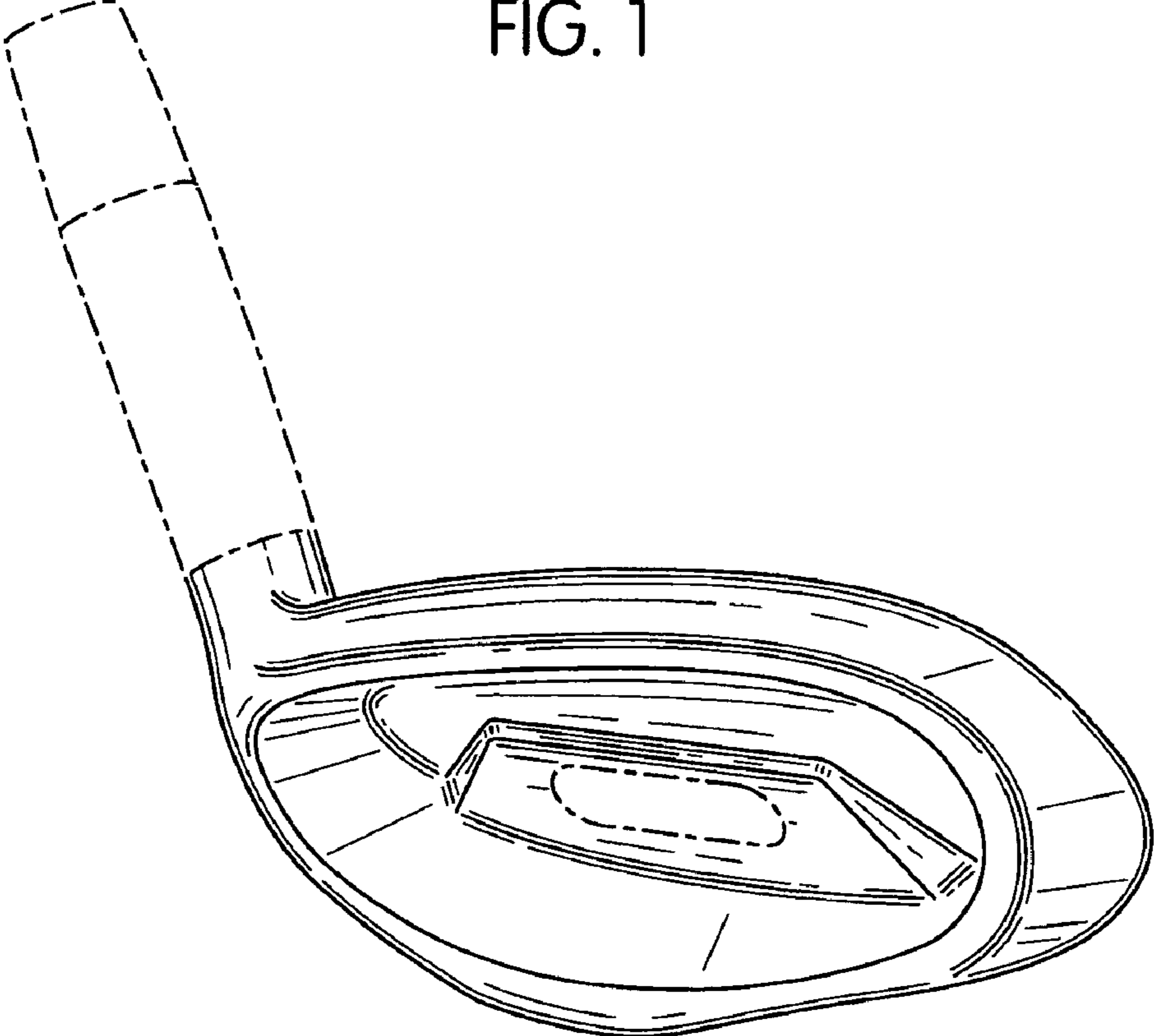


FIG. 2

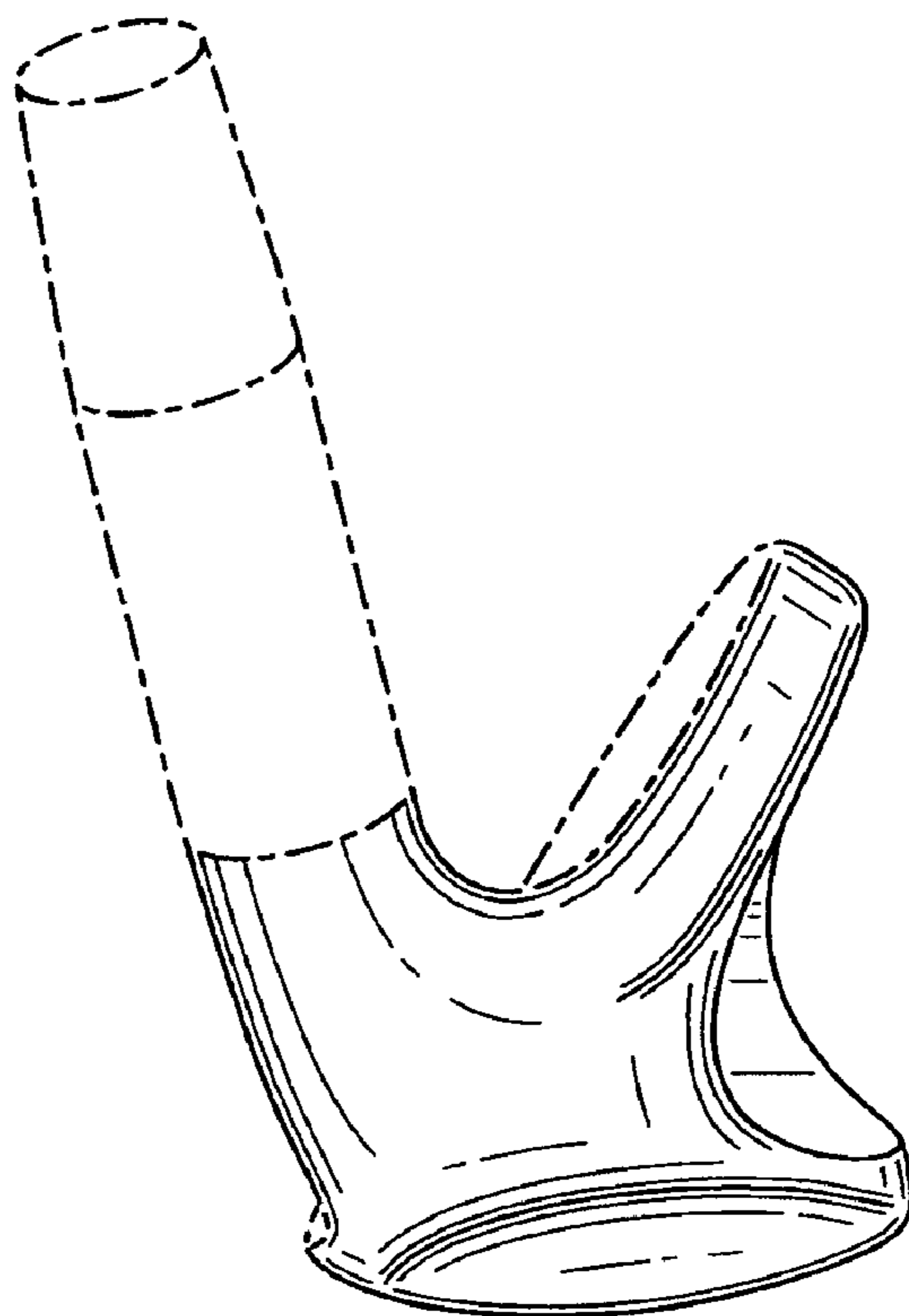


FIG. 3

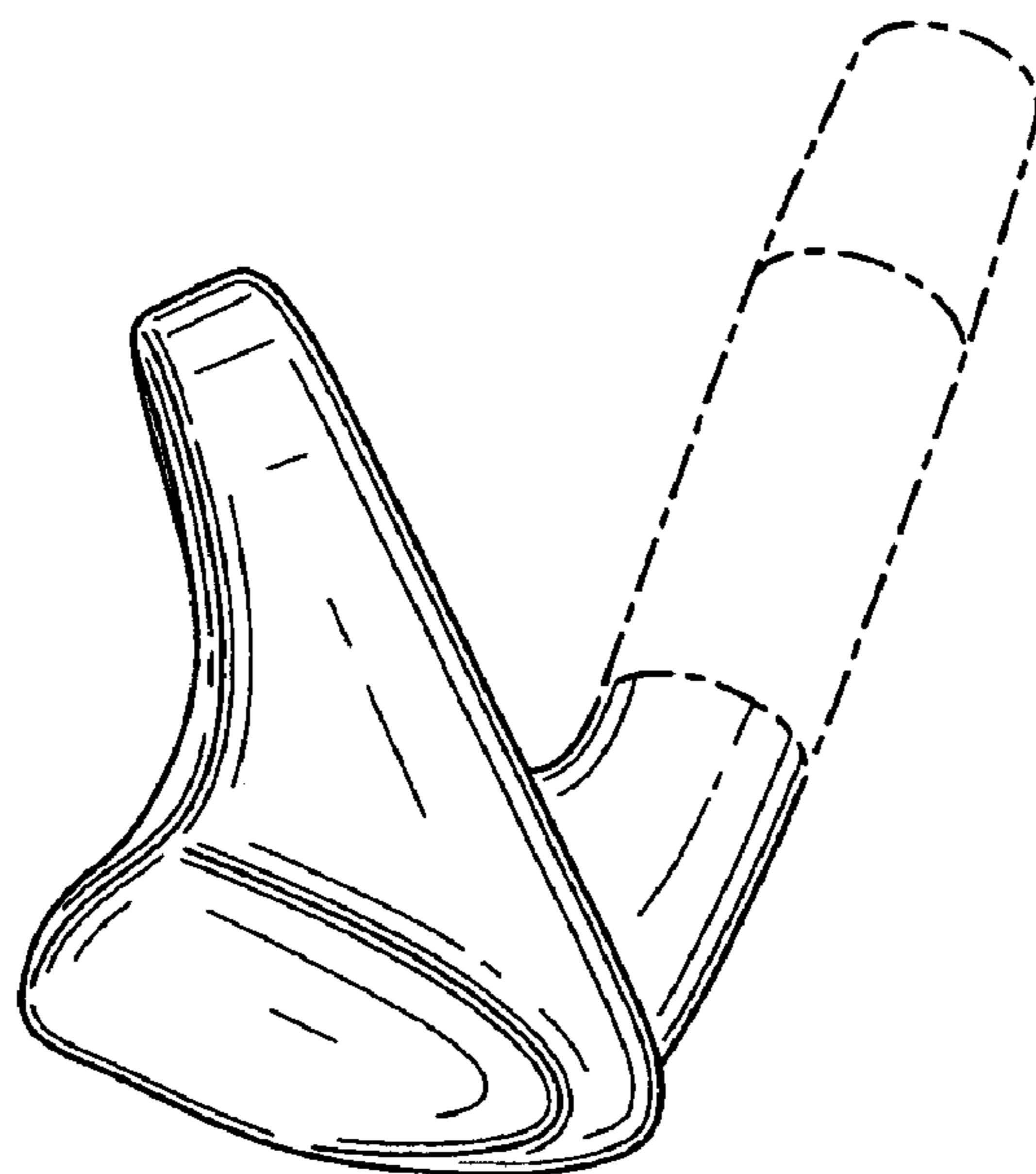


FIG. 4




FIG. 5

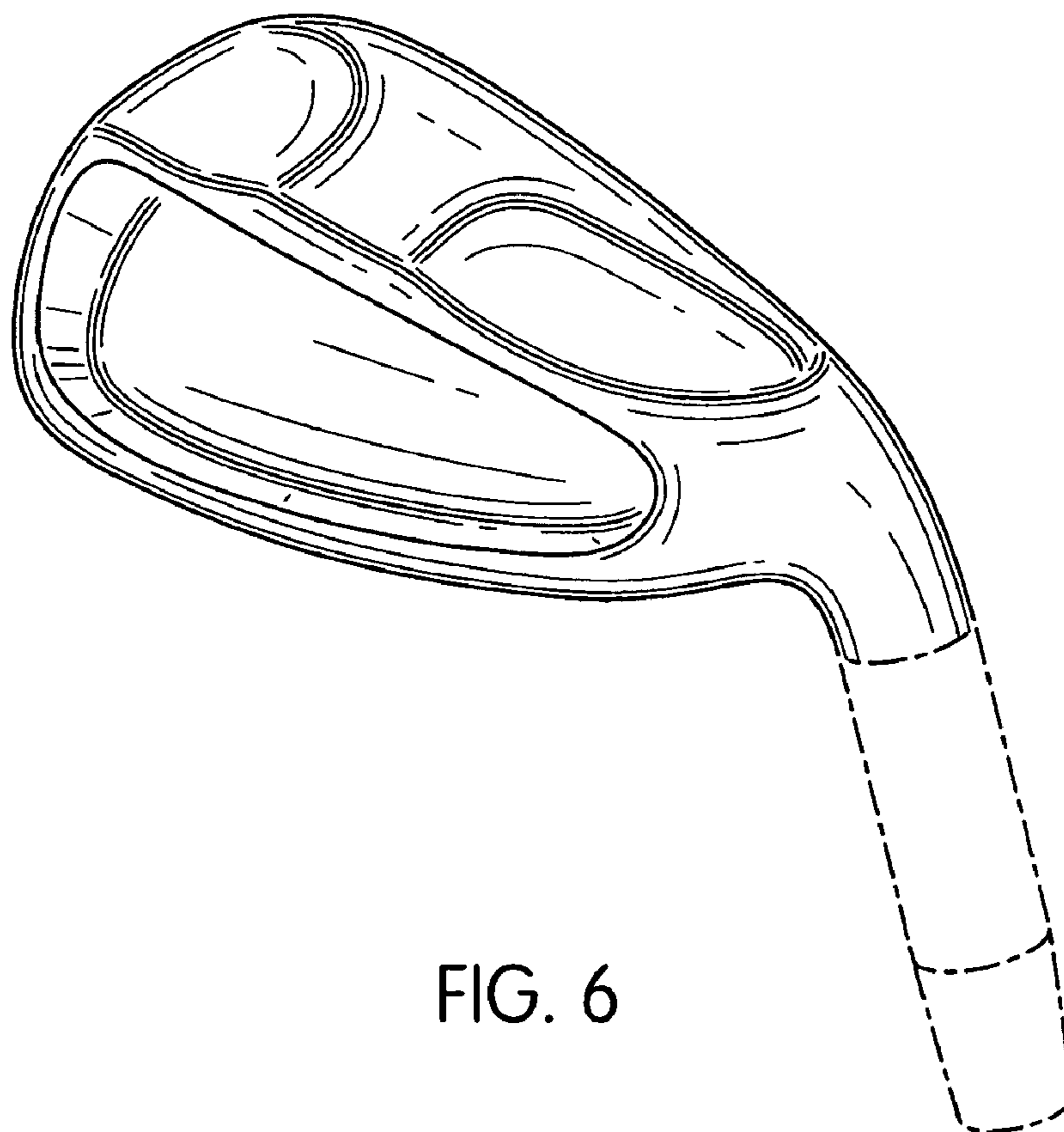


FIG. 6