



US00D532827S

(12) **United States Design Patent**  
**Garfinkle**

(10) **Patent No.:** **US D532,827 S**

(45) **Date of Patent:** **\*\* Nov. 28, 2006**

(54) **DIAL TAG**

(76) **Inventor:** **Benjamin L. Garfinkle**, 1120 Poral Ave., Piedmont, CA (US) 94610

(\*\*) **Term:** **14 Years**

(21) **Appl. No.:** **29/221,118**

(22) **Filed:** **Jan. 11, 2005**

(51) **LOC (8) Cl.** ..... **20-03**

(52) **U.S. Cl.** ..... **D20/18; D20/27; D20/28; D20/43**

(58) **Field of Classification Search** ..... D20/10, D20/11, 18, 19, 20, 21, 22, 27, 28, 42, 99; D10/102; D18/10; D19/59, 64; 40/491, 492; 434/344

See application file for complete search history.

(56) **References Cited**

**U.S. PATENT DOCUMENTS**

1,919,321	A	*	7/1933	Devlin	.....	40/495
D126,557	S	*	4/1941	Lewis	.....	D20/18
2,437,090	A	*	3/1948	Gold	.....	434/174
D169,977	S	*	7/1953	Jonesi	.....	D19/52
D174,516	S	*	4/1955	Robinson	.....	D19/21
D176,409	S	*	12/1955	Ginsberg	.....	D20/18
D192,466	S	*	3/1962	Ben Kara	.....	D19/60
D262,892	S	*	2/1982	Heiko	.....	D19/64

4,643,680	A	*	2/1987	Hill	.....	434/170
D288,536	S	*	3/1987	Tanaka	.....	D10/53
D307,605	S	*	5/1990	Podall	.....	D20/18
D324,878	S	*	3/1992	Watkins	.....	D19/35
D341,378	S	*	11/1993	Becker et al.	.....	D20/18
D348,286	S	*	6/1994	Garfinkle	.....	D20/43
D374,403	S	*	10/1996	Hougesen	.....	D10/65
D391,995	S	*	3/1998	Hackmeister	.....	D20/40
D409,249	S	*	5/1999	Johnson	.....	D20/18

\* cited by examiner

*Primary Examiner*—Robert M. Spear

(74) *Attorney, Agent, or Firm*—Dergostics & Noah LLP

(57) **CLAIM**

The ornamental design for a dial tag, as shown and described.

**DESCRIPTION**

FIG. 1 is a rear perspective view of the dial tag representing my present invention;

FIG. 2 is a top view thereof;

FIG. 3 is a rear view thereof;

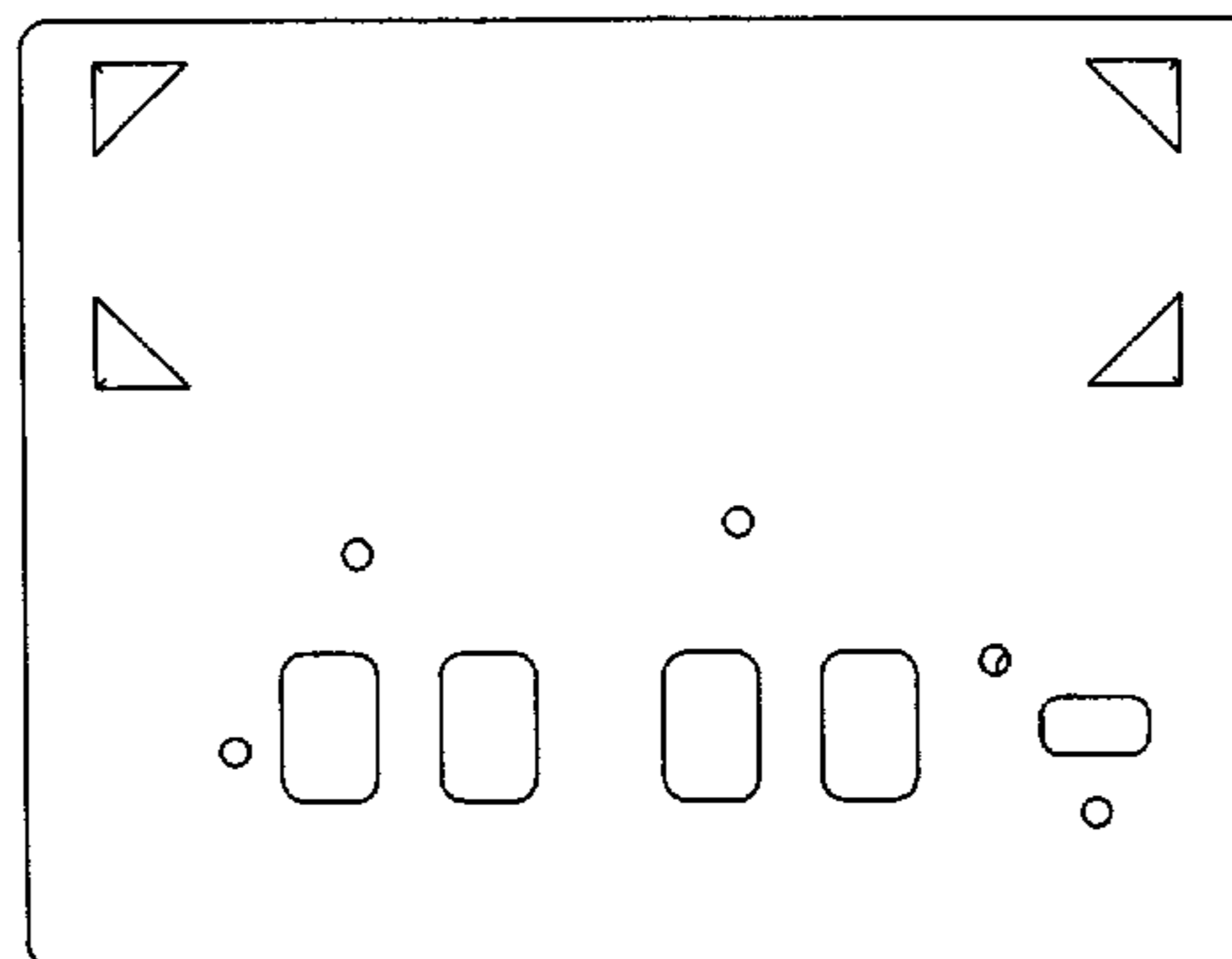
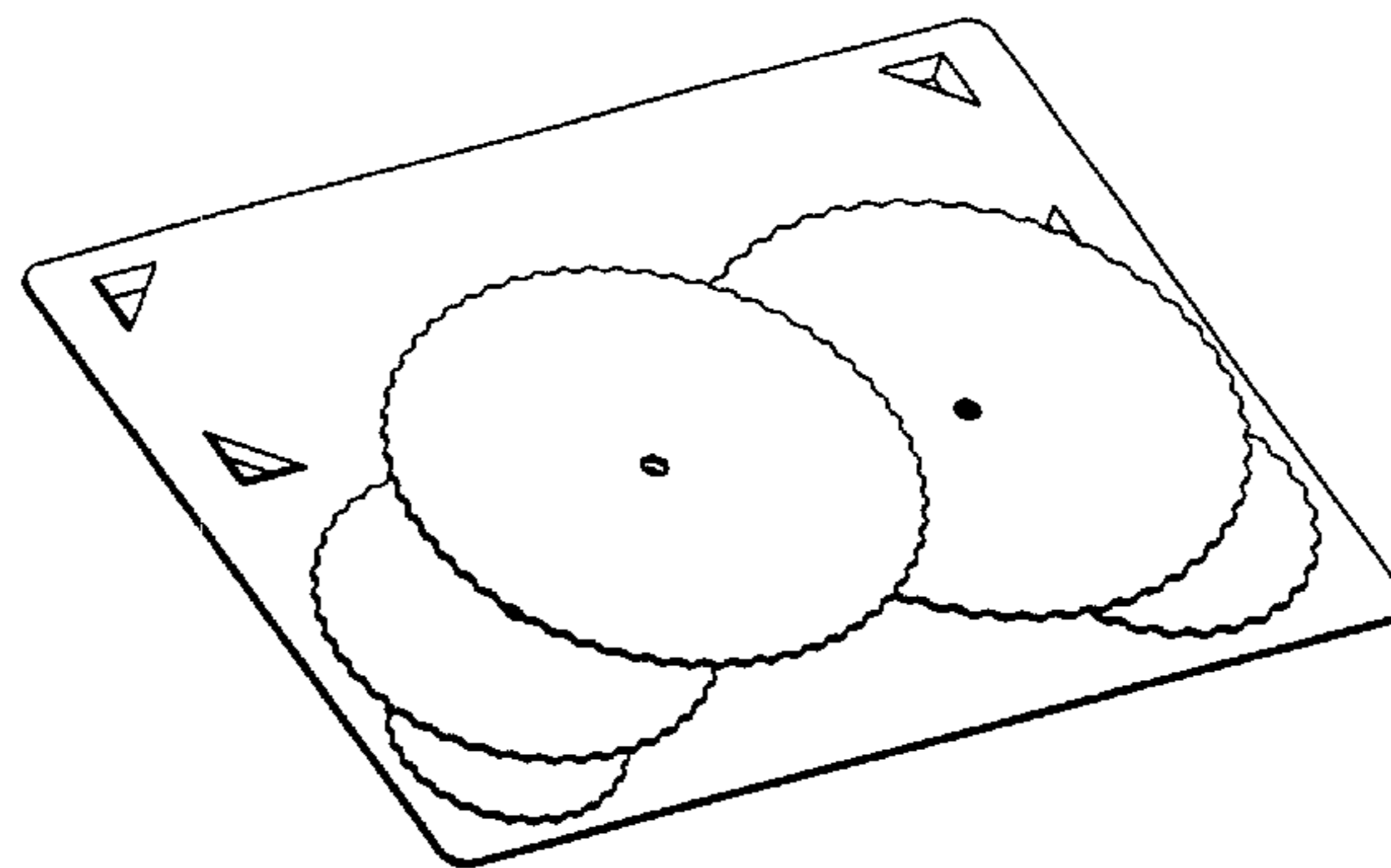
FIG. 4 is a bottom view thereof;

FIG. 5 is a front plan view thereof;

FIG. 6 is a left side view thereof; and,

FIG. 7 is a right side view thereof.

**1 Claim, 3 Drawing Sheets**



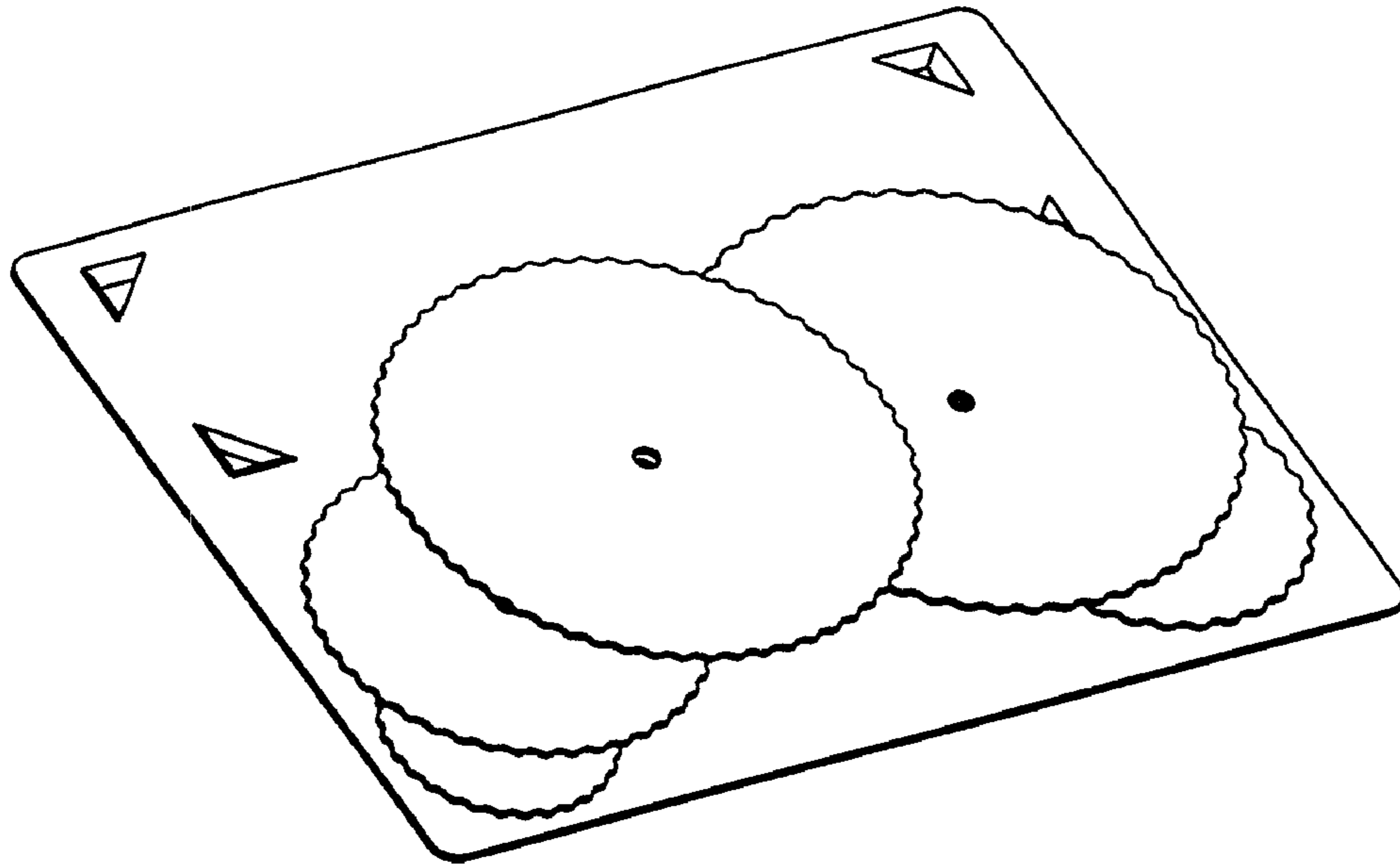


FIG. 1



FIG. 2

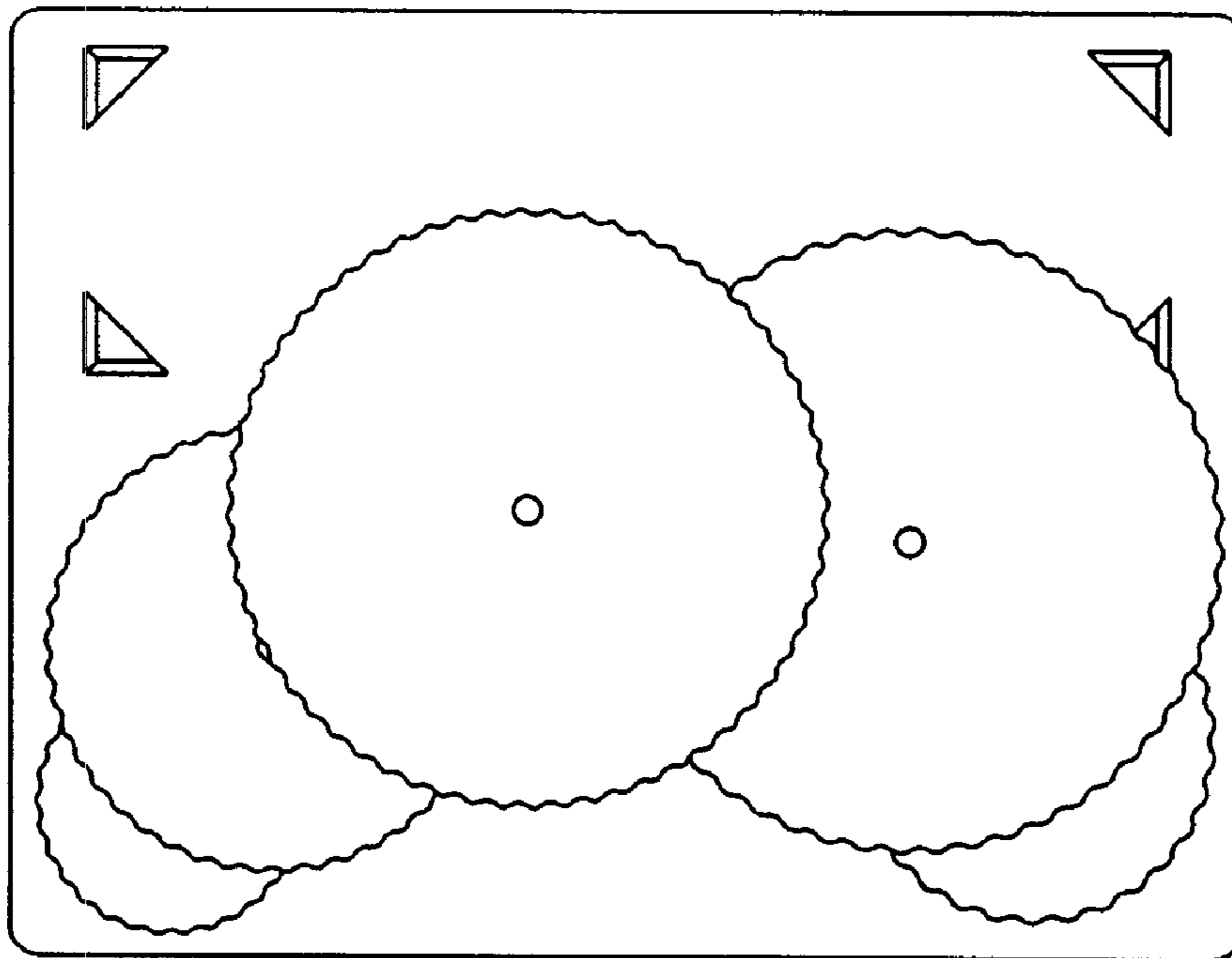


FIG. 3




FIG. 4

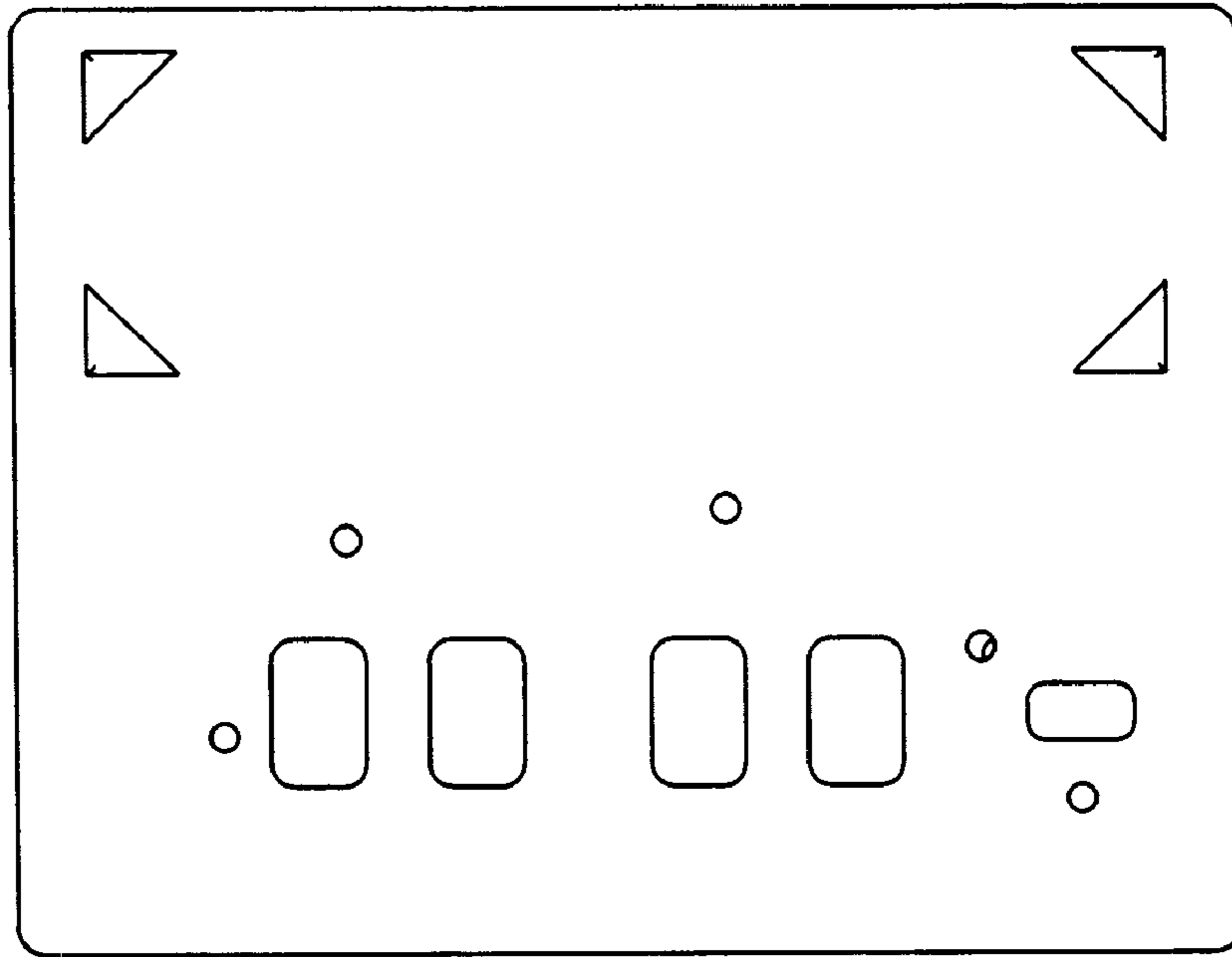


FIG. 5



FIG. 6



FIG. 7