



US00D532823S

(12) **United States Design Patent**
Pena Angarita

(10) **Patent No.:** **US D532,823 S**

(45) **Date of Patent:** **** Nov. 28, 2006**

(54) **MESSAGE BOARD**

(75) **Inventor:** **Oscar Enrique Pena Angarita**, London (GB)

(73) **Assignee:** **Koninklijke Philips Electronics, N.V.**, Eindhoven (NL)

(**) **Term:** **14 Years**

(21) **Appl. No.:** **29/255,457**

(22) **Filed:** **Mar. 8, 2006**

(30) **Foreign Application Priority Data**

Sep. 12, 2005 (EM) 000398888-0002

(51) **LOC (8) Cl.** **19-06**

(52) **U.S. Cl.** **D19/52**

(58) **Field of Classification Search** D6/300-312, D6/509; D19/36, 37, 52, 88, 91; D20/10; 40/6, 606.1, 611.02, 700, 711, 714, 725, 741, 40/743, 750; 312/230, 231; 428/81; 434/408-424
See application file for complete search history.

(56) **References Cited**

U.S. PATENT DOCUMENTS

899,329 A * 9/1908 Sborigi 40/765

1,031,117 A	*	7/1912	Hilker	269/15
1,096,448 A	*	5/1914	Murphey et al.	40/564
2,651,867 A	*	9/1953	Prew	40/781
2,820,310 A	*	1/1958	John	40/777
D257,231 S	*	10/1980	Boyland et al.	D10/2
5,313,724 A	*	5/1994	Warner	40/714
D398,066 S	*	9/1998	Noel	D26/56
D451,290 S	*	12/2001	Allen	D6/300
D452,995 S	*	1/2002	Barry	D6/300
D480,221 S	*	10/2003	Luciano	D6/300

* cited by examiner

Primary Examiner—Elizabeth A. Albert

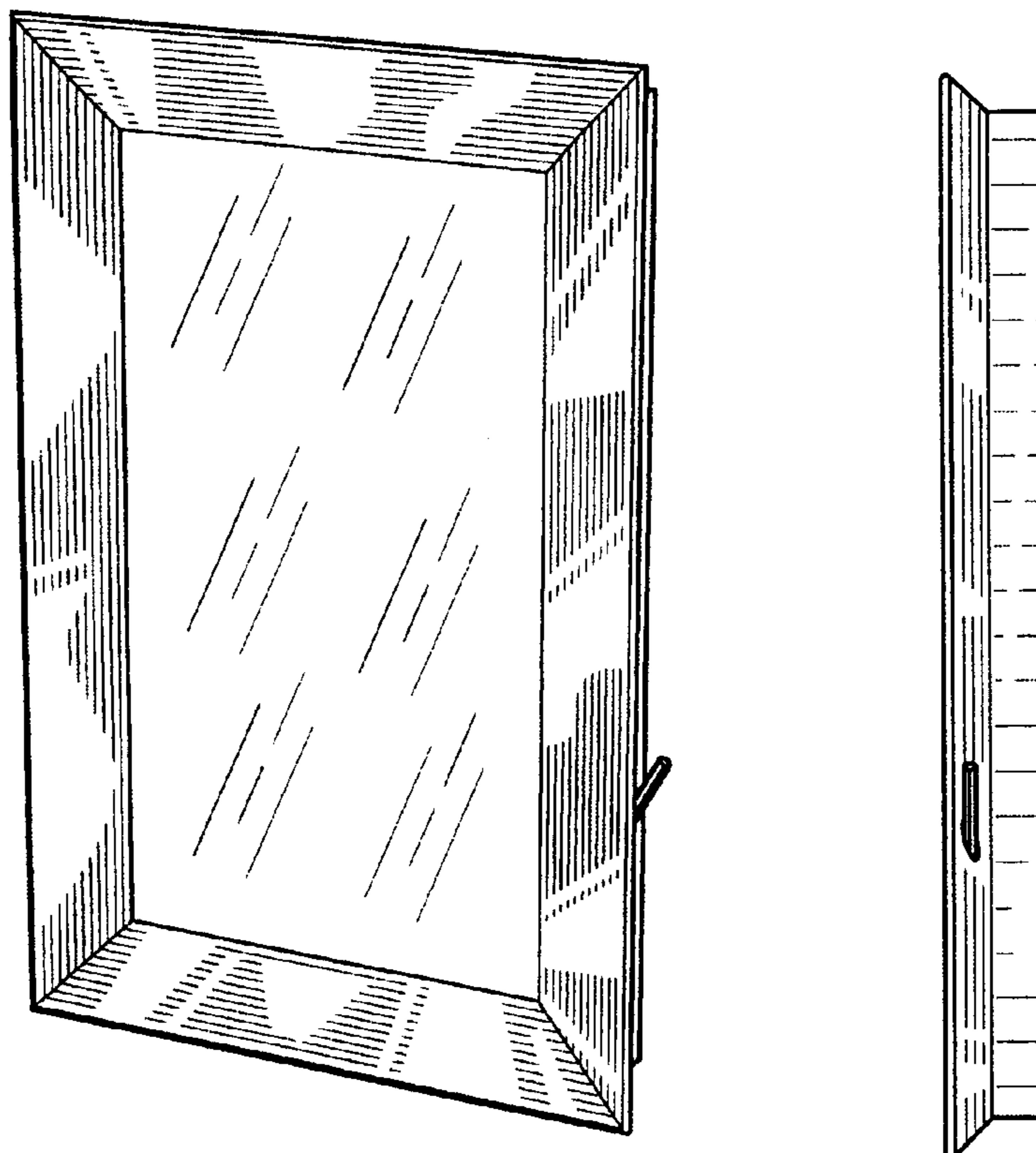
(57) **CLAIM**

The ornamental design for a message board, as shown.

DESCRIPTION

FIG. 1 is a perspective view of the message board showing my new design;
FIG. 2 is a front elevational view thereof;
FIG. 3 is a rear elevational view thereof;
FIG. 4 is a right side elevational view thereof;
FIG. 5 is a left side elevational view thereof;
FIG. 6 is a top plan view thereof; and,
FIG. 7 is a bottom plan view thereof.

1 Claim, 3 Drawing Sheets






FIG. 1

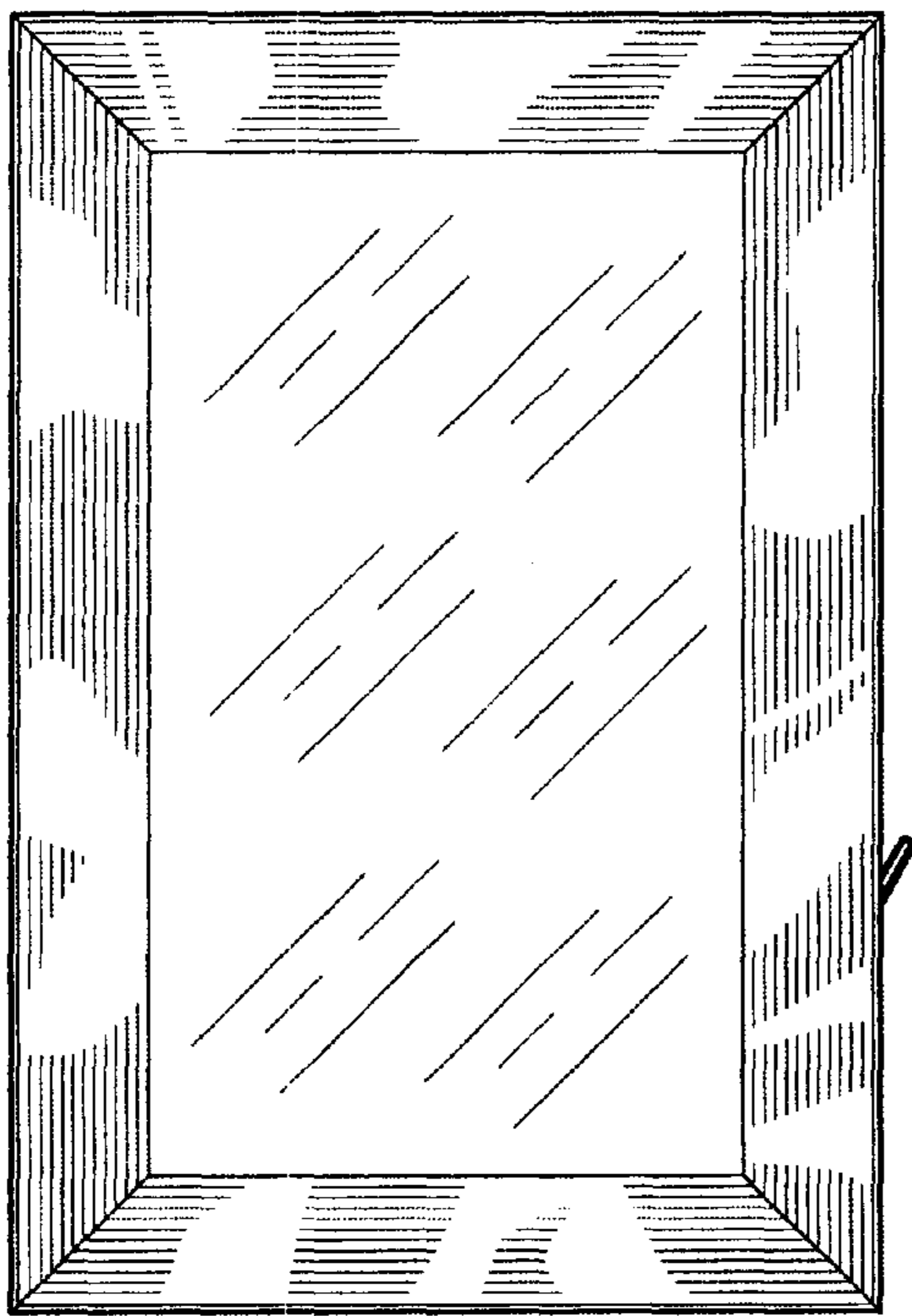


FIG. 2




FIG. 3

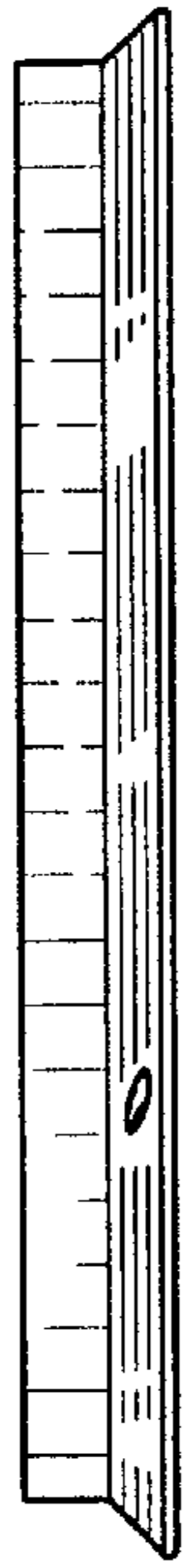


FIG. 4



FIG. 5




FIG. 6




FIG. 7