



US00D532822S

(12) **United States Design Patent**
White et al.

(10) **Patent No.:** **US D532,822 S**

(45) **Date of Patent:** **** Nov. 28, 2006**

(54) **DRY ERASE BOARD**

(75) Inventors: **John White**, Chicago, IL (US); **Galina Treyer**, Northbrook, IL (US); **Matthew J. Gerules**, Chicago, IL (US); **Shauna Smith**, Wheaton, IL (US); **Kristin Anderson**, Darien, IL (US)

(73) Assignee: **Sanford, L.P.**, Freeport, IL (US)

(**) Term: **14 Years**

(21) Appl. No.: **29/234,250**

(22) Filed: **Jul. 15, 2005**

(51) **LOC (8) Cl.** **19-06**

(52) **U.S. Cl.** **D19/52**

(58) **Field of Classification Search** D6/300,
D6/509; D7/698; D19/36, 37, 52, 88, 91;
D20/88, 91, 10; 40/1, 606.1, 611.2, 700;
248/441.1, 451, 460; 312/230, 231; 428/81;
434/408-424

See application file for complete search history.

(56) **References Cited**

U.S. PATENT DOCUMENTS

D279,489 S * 7/1985 Mak D21/469
D356,823 S * 3/1995 Tarozzi D19/36

D363,511 S * 10/1995 Hui D21/329
5,820,385 A * 10/1998 Ohashi et al. 434/409
D492,303 S * 6/2004 Schlieffers et al. D14/341
D520,561 S * 5/2006 Rolion et al. D19/52

* cited by examiner

Primary Examiner—Elizabeth A. Albert

(74) *Attorney, Agent, or Firm*—Marshall, Gerstein & Borun LLP

(57) **CLAIM**

The ornamental design for a dry erase board, as shown and described.

DESCRIPTION

FIG. 1 is a perspective view showing our design for a dry erase board;

FIG. 2 is a left side view of the dry erase board of FIG. 1;

FIG. 3 is a top plan view of the dry erase board of FIG. 1;

FIG. 4 is a right side view of the dry erase board of FIG. 1;

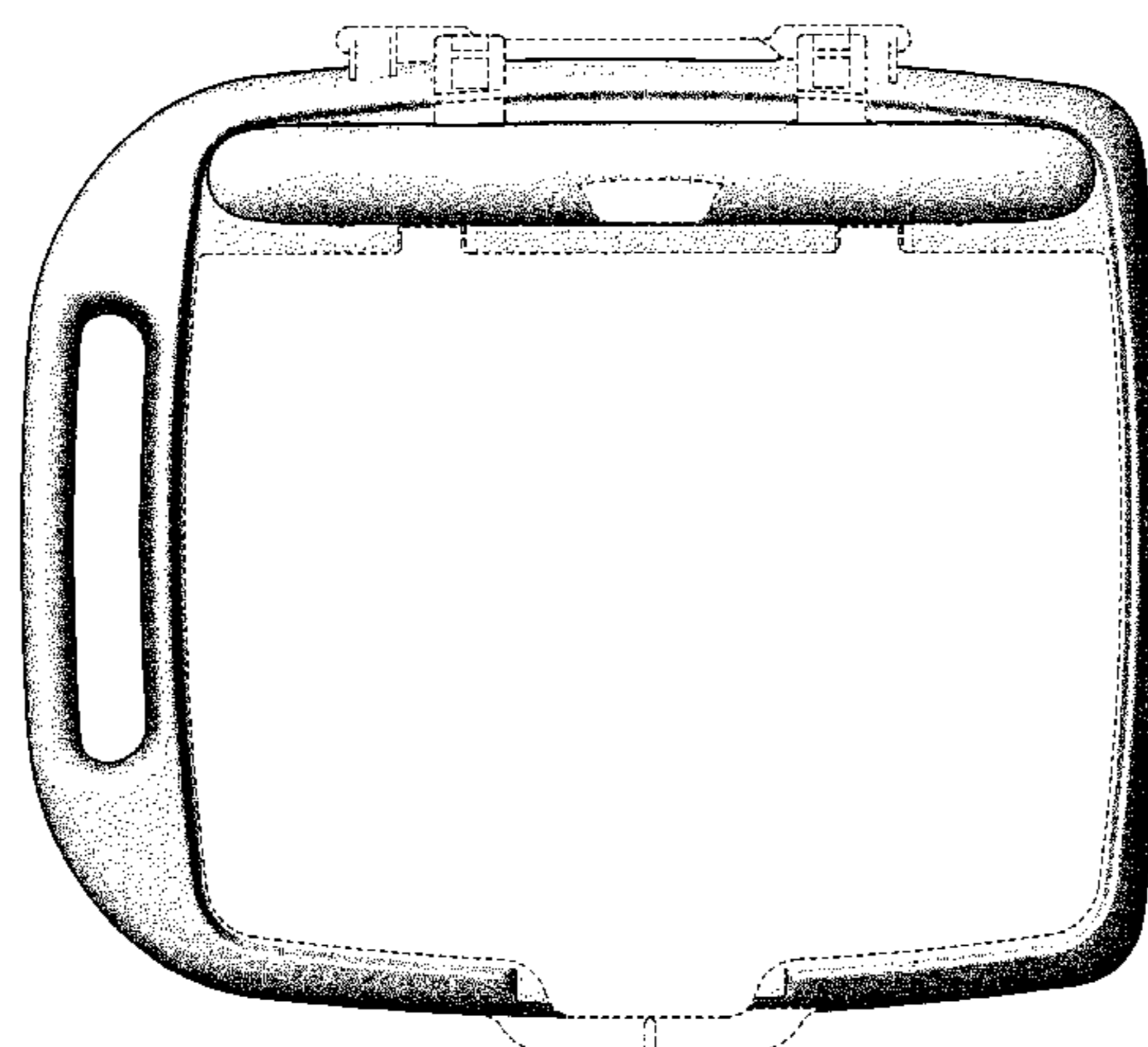
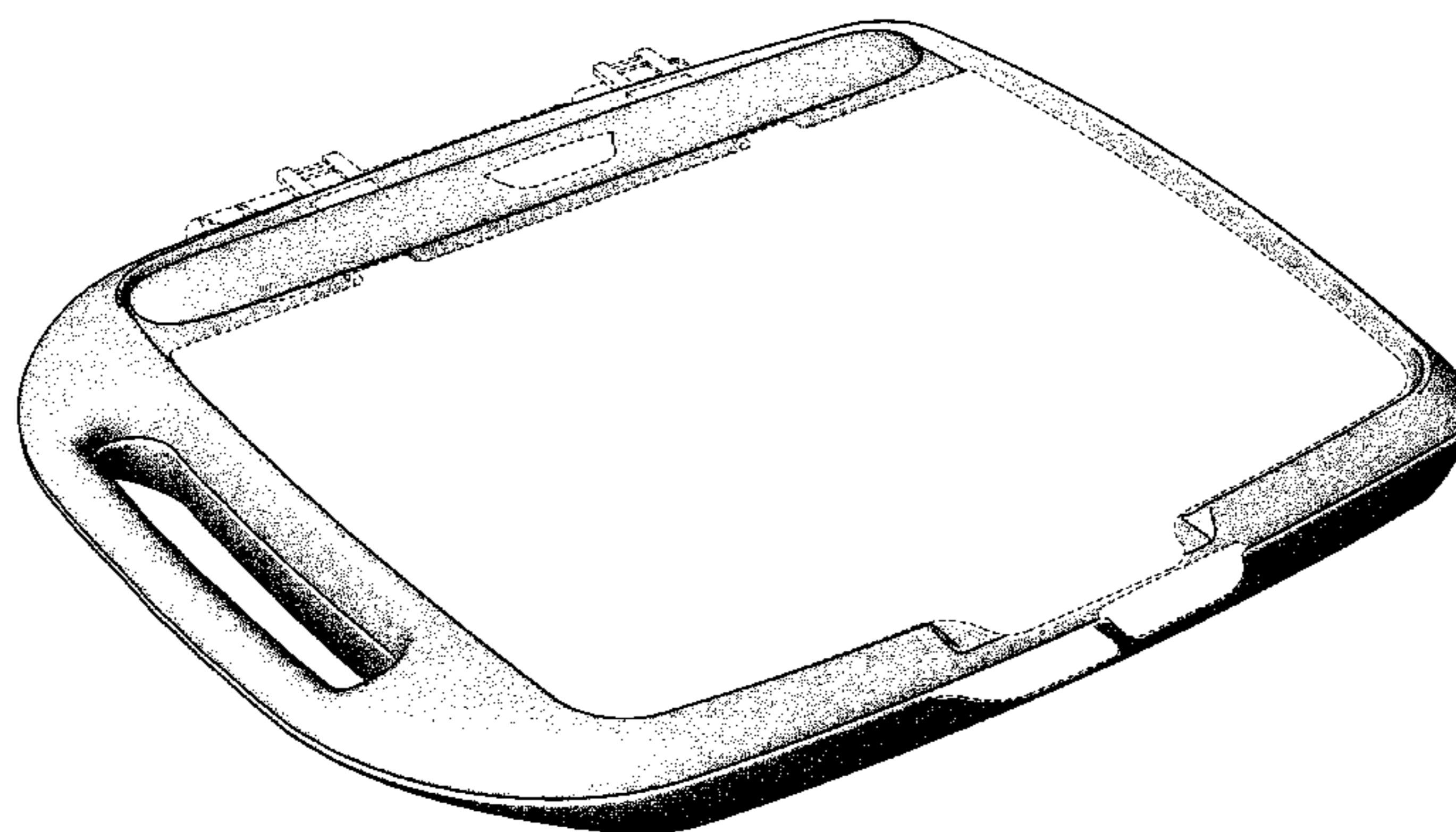
FIG. 5 is a bottom plan view of the dry erase board of FIG. 1;

FIG. 6 is an inverted rear view of the dry erase board of FIG. 1; and,

FIG. 7 is a front view of the dry erase board of FIG. 1.

The dashed lines are for illustrative purposes only and form no part of the claimed design.

1 Claim, 4 Drawing Sheets



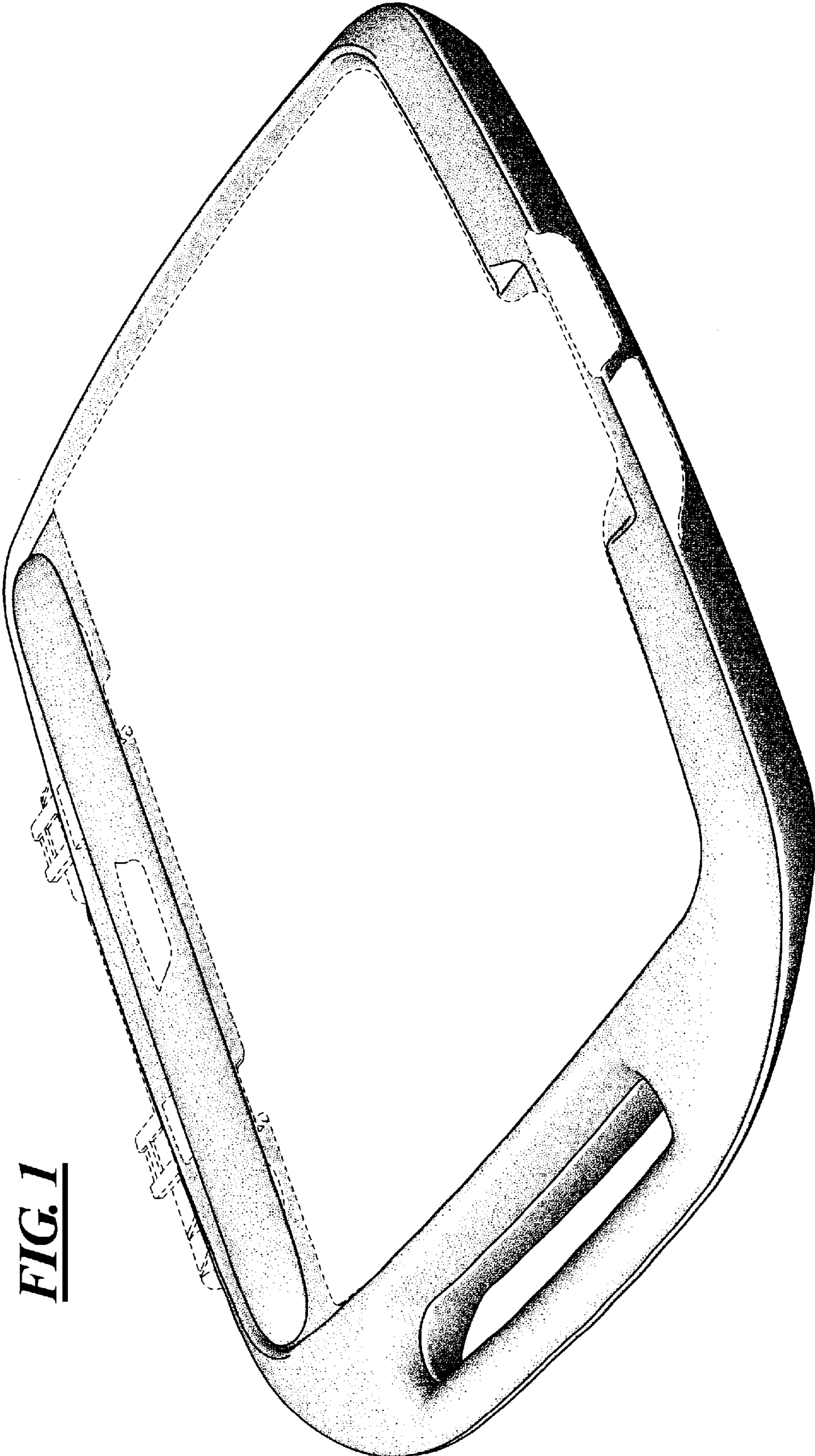


FIG. 1

FIG. 3

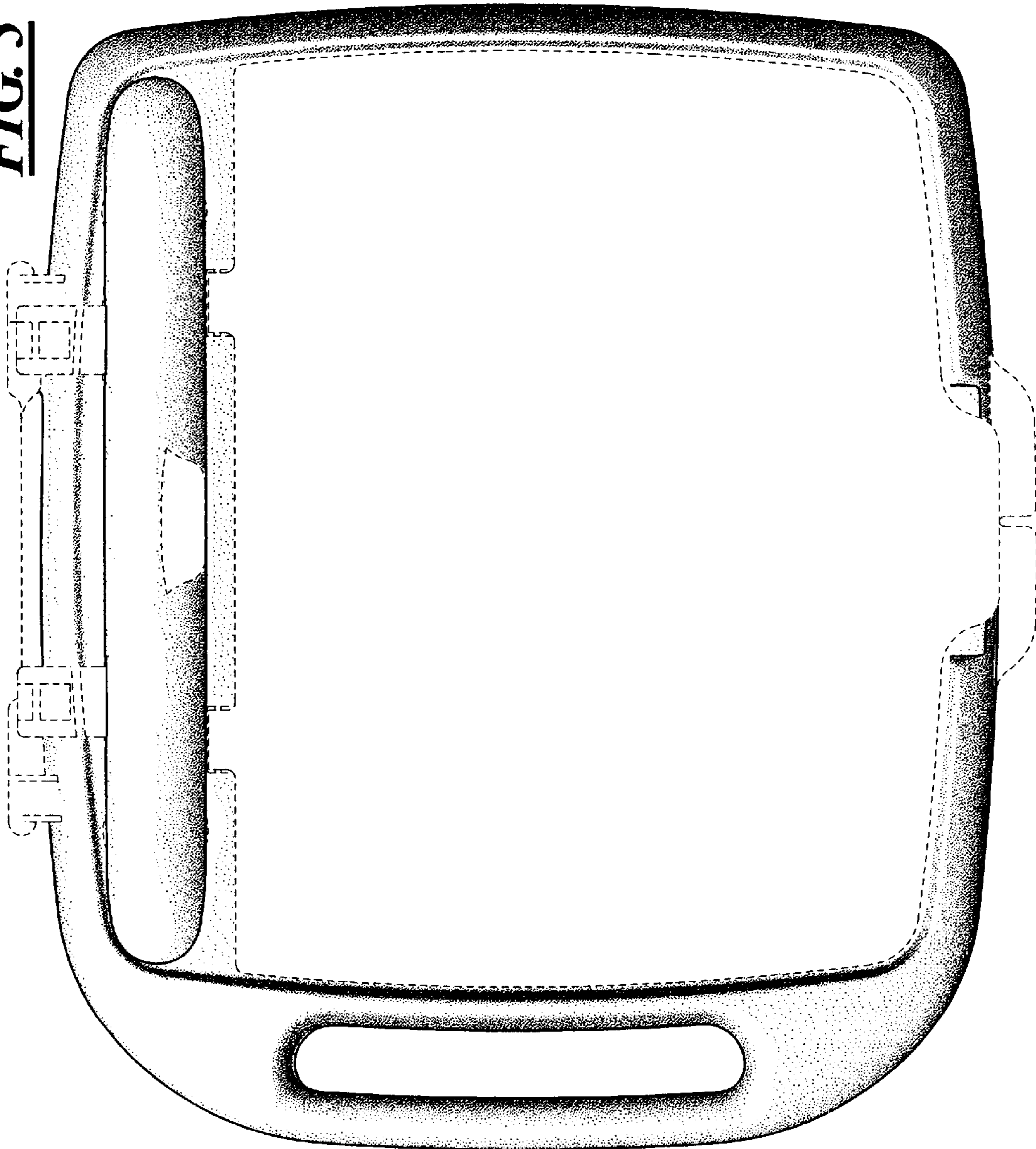


FIG. 2




FIG. 5

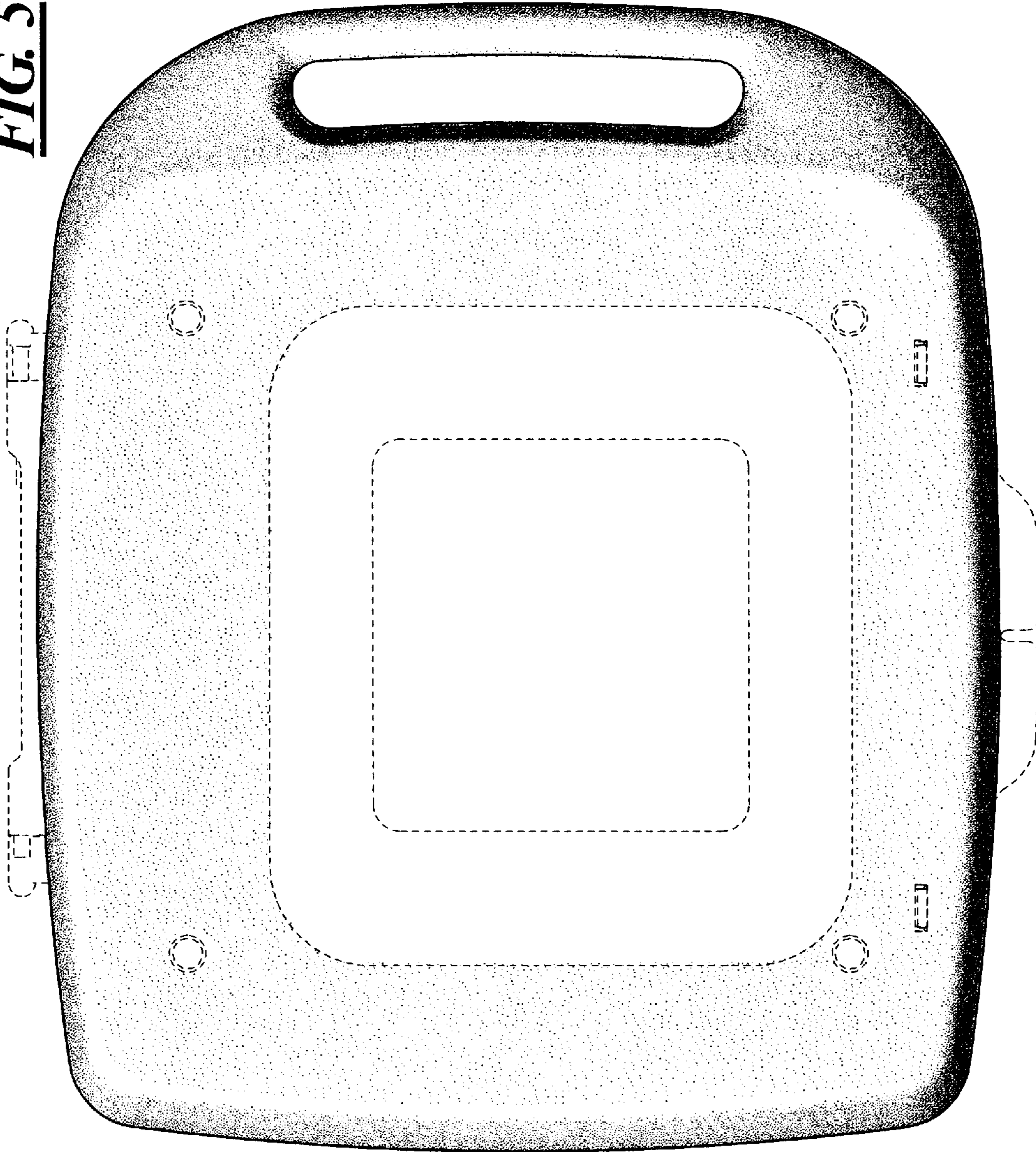


FIG. 4




FIG. 6




FIG. 7

