



US00D532815S

(12) **United States Design Patent**
Utsunomiya et al.

(10) **Patent No.: US D532,815 S**

(45) **Date of Patent: ** *Nov. 28, 2006**

(54) **ELECTRONIC KEYBOARD MUSICAL INSTRUMENT**

(75) Inventors: **Ryo Utsunomiya**, Tokyo (JP); **Naoya Nishizawa**, Tokyo (JP)

(73) Assignee: **Casio Keisanki Kabushiki Kaisha**, Tokyo (JP)

(*) Notice: This patent is subject to a terminal disclaimer.

(**) Term: **14 Years**

(21) Appl. No.: **29/224,975**

(22) Filed: **Mar. 9, 2005**

(51) **LOC (8) Cl.** **17-01**

(52) **U.S. Cl.** **D17/1**

(58) **Field of Classification Search** D17/1, D17/2, 5-7, 9; D21/409; 84/174-177, 423 R, 84/428, 713, 719, 744, DIG. 7
See application file for complete search history.

(56) **References Cited**

U.S. PATENT DOCUMENTS

3,111,056 A * 11/1963 Weigl D17/7
D256,590 S * 8/1980 Orlandoni D17/9

D320,613 S * 10/1991 Koide D17/1
5,841,053 A * 11/1998 Johnson et al. 84/423 R
D413,917 S * 9/1999 Tatsumi D17/1
6,888,053 B1 * 5/2005 Ishihara et al. 84/177
D506,494 S * 6/2005 Nishizawa D17/1
D509,237 S * 9/2005 Sakaguchi D17/1

* cited by examiner

Primary Examiner—Adir Aronovich

(74) *Attorney, Agent, or Firm*—Frishauf, Holtz, Goodman & Chick, P.C.

(57) **CLAIM**

The ornamental design for an electronic keyboard musical instrument, as shown and described.

DESCRIPTION

FIG. 1 is a reduced scale front, left side, bottom perspective view of an electronic keyboard musical instrument showing our new design;

FIG. 2 is a front elevational view thereof;

FIG. 3 is a rear elevational view thereof;

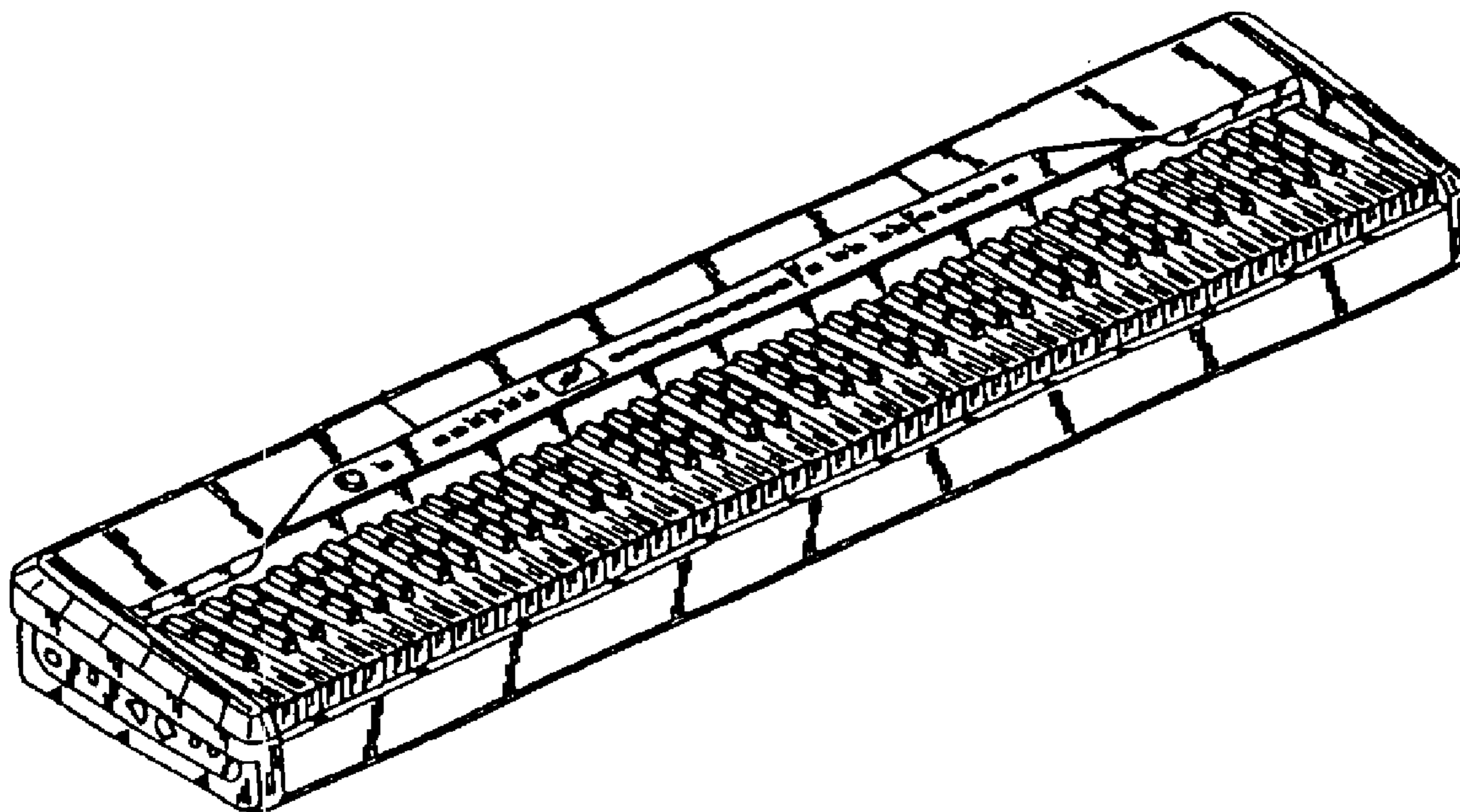
FIG. 4 is a left side view thereof;

FIG. 5 is a right side view thereof;

FIG. 6 is a top plan view thereof; and,

FIG. 7 is a bottom plan view thereof.

1 Claim, 3 Drawing Sheets



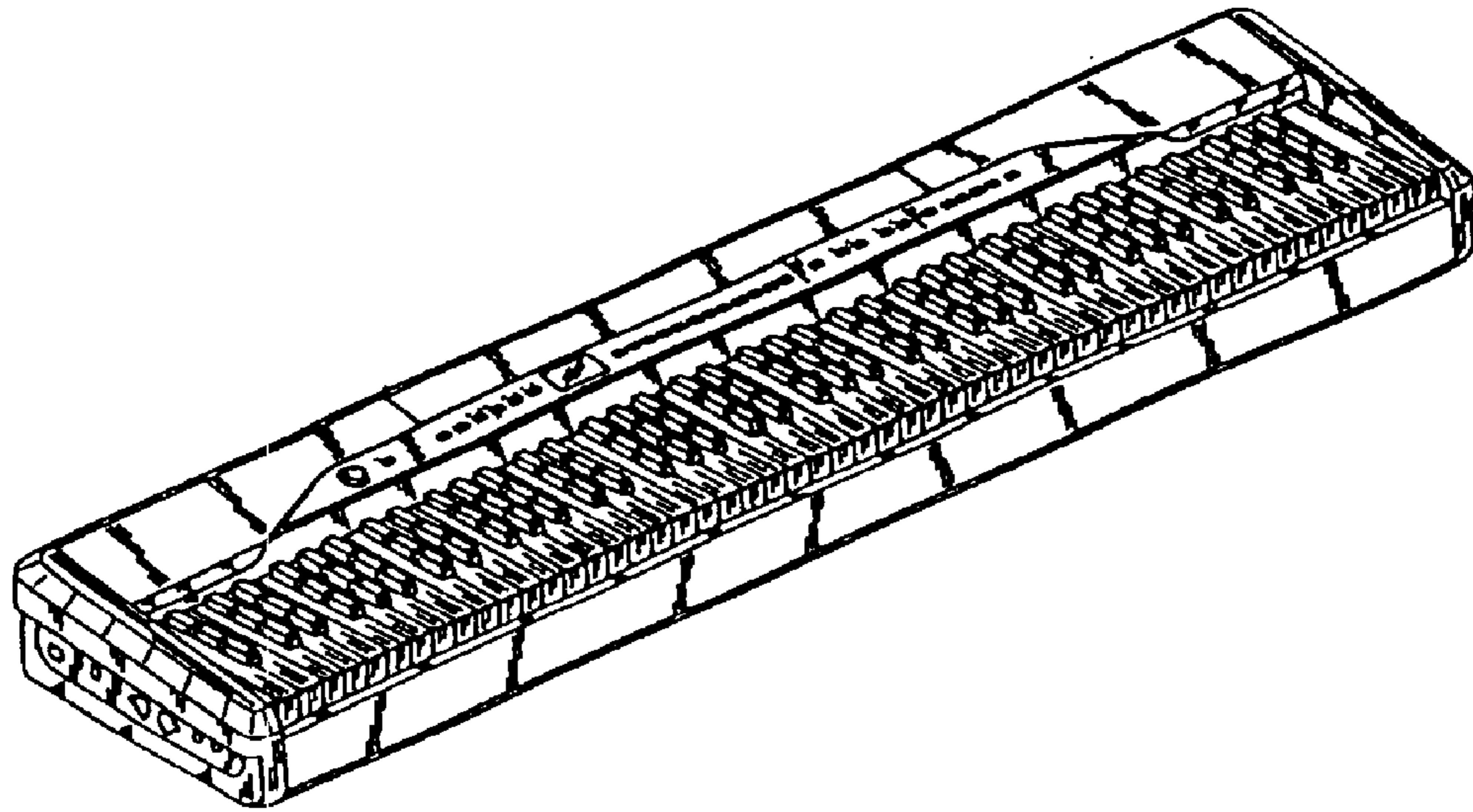


FIG. 1

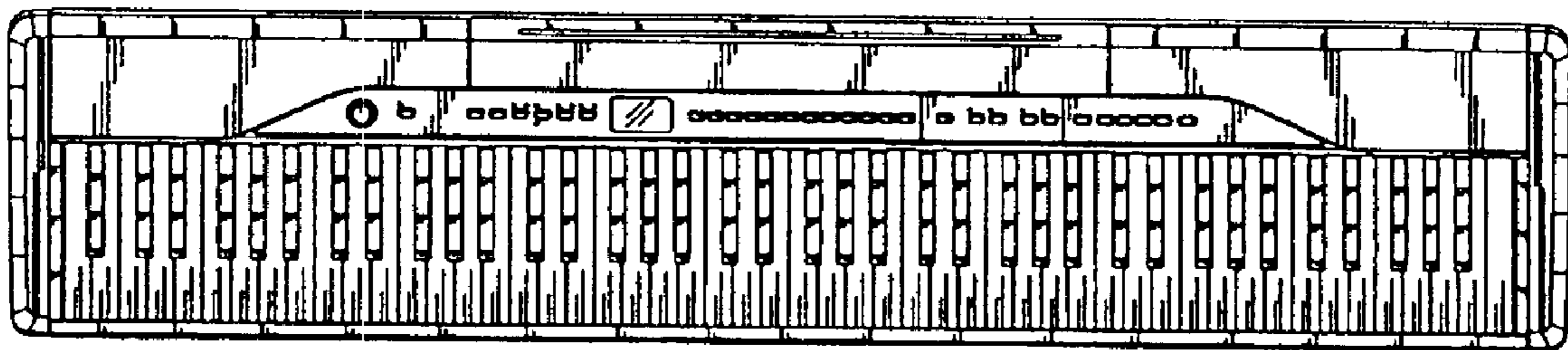


FIG. 2

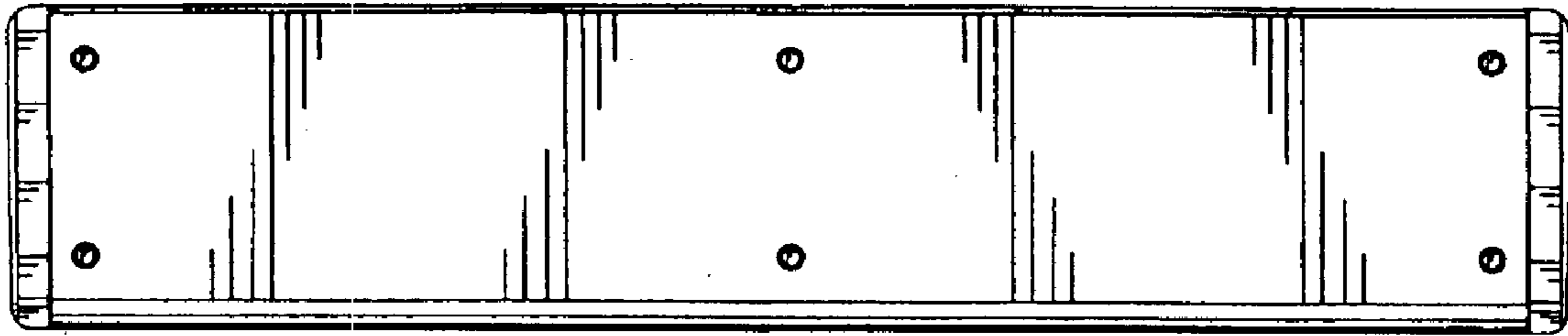


FIG. 3

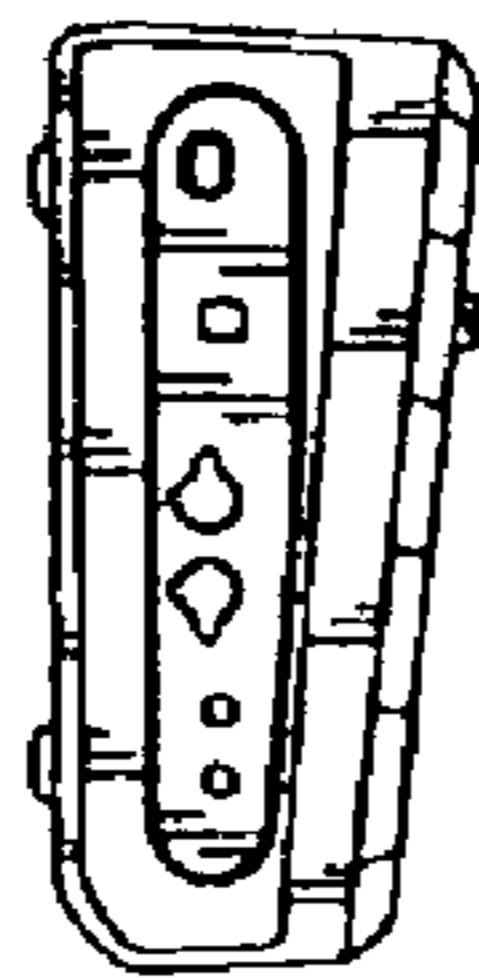


FIG. 4

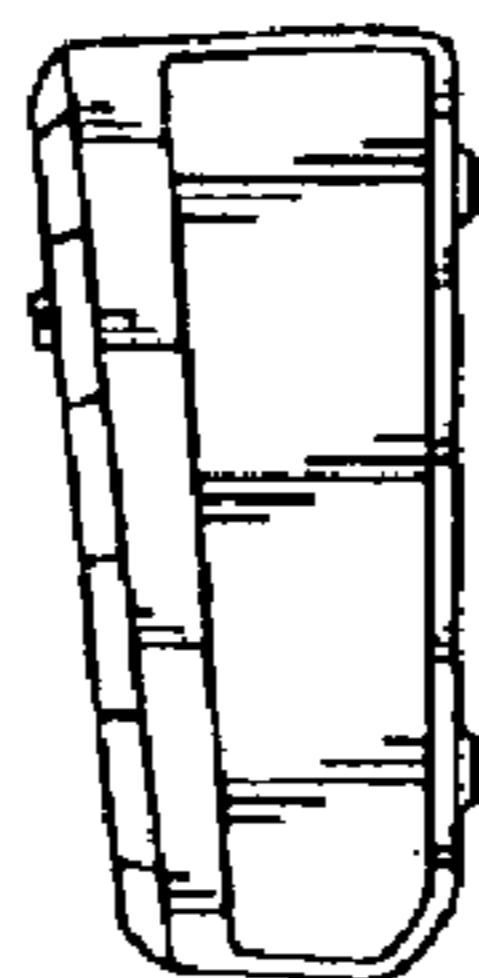


FIG. 5

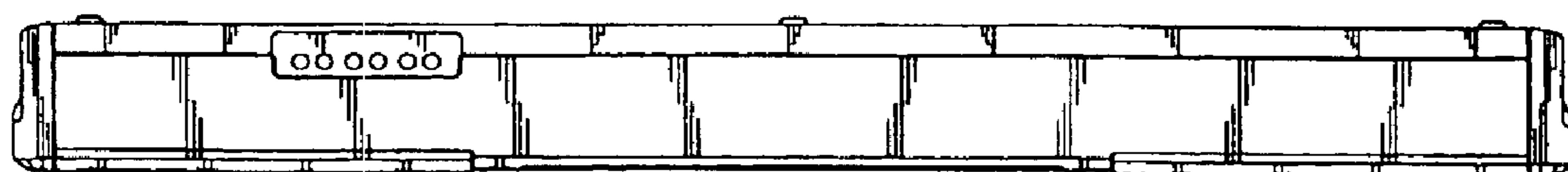


FIG. 6

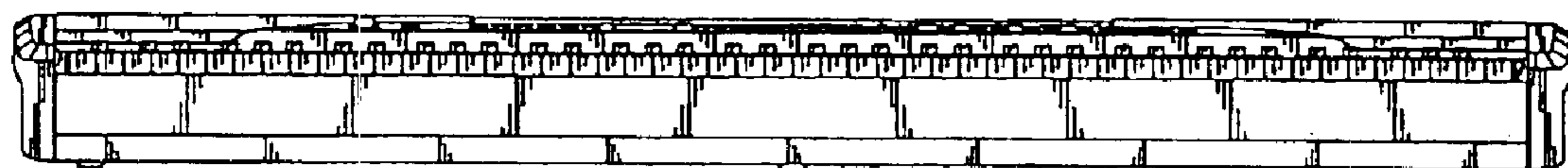


FIG. 7