



US00D532789S

(12) **United States Design Patent**
Lin et al.

(10) **Patent No.:** **US D532,789 S**

(45) **Date of Patent:** **** Nov. 28, 2006**

(54) **FRONT BEZEL FOR COMPUTER ENCLOSURE**

D476,992 S * 7/2003 Chien et al. D14/444
D480,728 S * 10/2003 Tanaka D14/444
D496,049 S * 9/2004 Heinz et al. D14/444

(75) Inventors: **Jin-Xian Lin**, Shenzhen (CN);
Yun-Dong Xu, Shenzhen (CN); **Yi Hu**,
Shenzhen (CN)

* cited by examiner

(73) Assignee: **Hon Hai Precision Industry Co. Ltd.**,
Taipei Hsien (TW)

Primary Examiner—Freda S. Nunn
(74) *Attorney, Agent, or Firm*—Jeffrey T. Knapp

(**) Term: **14 Years**

(57) **CLAIM**

The ornamental design for a front bezel for computer enclosure, as shown and described.

(21) Appl. No.: **29/239,123**

(22) Filed: **Sep. 26, 2005**

DESCRIPTION

(30) **Foreign Application Priority Data**

Jun. 24, 2006 (CN) 2005 3 0062666

FIG. 1 is a perspective view of a front bezel for a computer enclosure of our new design;

(51) **LOC (8) Cl.** **14-02**

(52) **U.S. Cl.** **D14/444**

FIG. 2 is a front elevational view thereof;

FIG. 3 is a left side elevational view thereof;

FIG. 4 is a right side elevational view thereof;

FIG. 5 is a top plan view thereof;

FIG. 6 is a bottom plan view thereof; and,

FIG. 7 is a perspective view thereof in using condition and being mounted to a computer enclosure.

(58) **Field of Classification Search** D14/441-446;
D13/162, 184, 199; 312/223.2; 360/99.01-99.12;
361/680-686, 690-696; 369/34.01, 36.01
See application file for complete search history.


Any broken lines are for illustrative purposes only and form no part of the claimed design.

(56) **References Cited**

U.S. PATENT DOCUMENTS

D435,559 S * 12/2000 Tanaka D14/444

1 Claim, 5 Drawing Sheets






FIG. 1

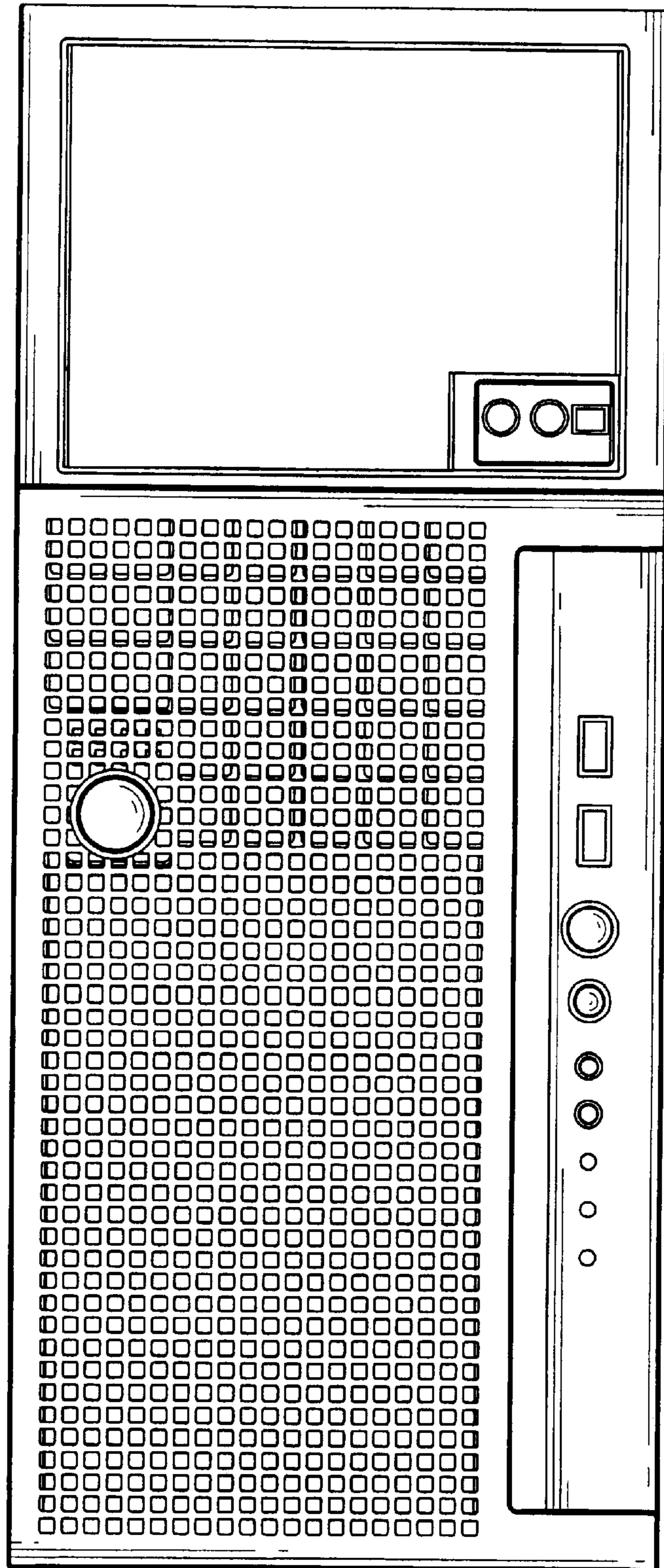


FIG. 2



FIG. 3



FIG. 4




FIG. 5




FIG. 6

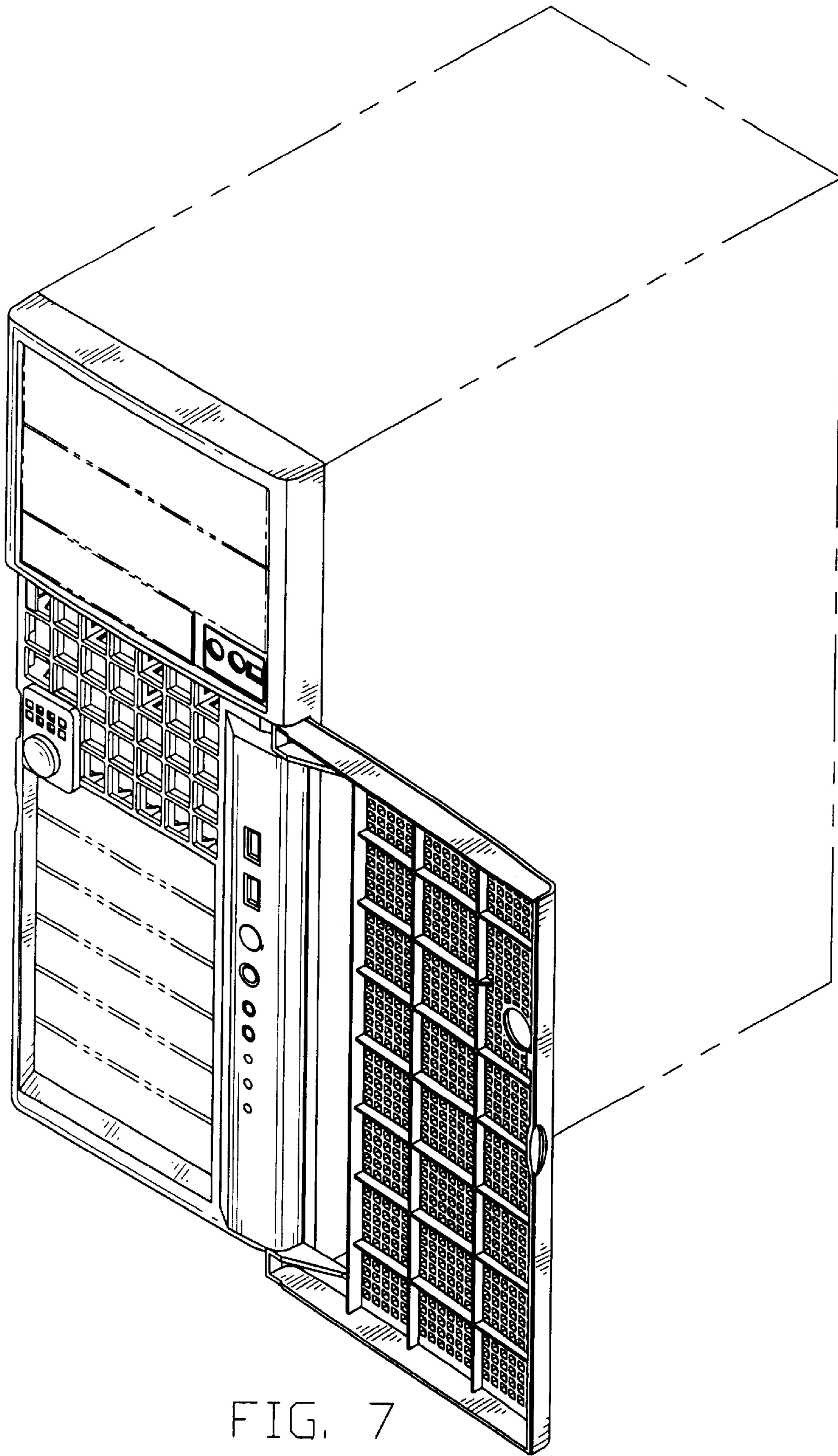


FIG. 7