



US00D532779S

(12) **United States Design Patent**
Kim et al.

(10) **Patent No.:** **US D532,779 S**

(45) **Date of Patent:** **** Nov. 28, 2006**

(54) **REMOTE CONTROL OF TERMINAL FOR A/V**

(75) Inventors: **Hye Jeong Kim**, Seoul (KR); **Byung Seog Baek**, Sungnam (KR); **Sung We Park**, Seoul (KR)

(73) Assignee: **Samsung Electronics Co., Ltd.** (KR)

(**) Term: **14 Years**

(21) Appl. No.: **29/244,516**

(22) Filed: **Dec. 9, 2005**

(30) **Foreign Application Priority Data**

Sep. 6, 2005 (KR) 30-2005-0030181

(51) **LOC (8) Cl.** **14-03**

(52) **U.S. Cl.** **D14/218**

(58) **Field of Classification Search** D14/174, D14/217, 218, 137-139, 151, 191-193, 299, D14/167, 168; D13/168, 162-164; D21/512-517, D21/566; D10/104, 106; 455/352-355, 151.1-151.4, 455/128, 347, 90.3; 348/114, 734
See application file for complete search history.

(56) **References Cited**

U.S. PATENT DOCUMENTS

D365,102 S * 12/1995 Gioscia D14/218

D408,821 S * 4/1999 Takahashi D14/218
D515,041 S * 2/2006 Yun et al. D13/168
D518,475 S * 4/2006 Yang et al. D14/218
D520,988 S * 5/2006 Miller D14/218
2003/0095048 A1 * 5/2003 Choi et al. 340/825.69

* cited by examiner

Primary Examiner—Louis S. Zarfes

Assistant Examiner—John Windmuller

(74) *Attorney, Agent, or Firm*—Irving Keschner

(57) **CLAIM**

The ornamental design for remote control of terminal for A/V, as shown.

DESCRIPTION

FIG. 1 is a perspective view of a remote control of terminal A/V showing our new design;
FIG. 2 is a front elevational view thereof;
FIG. 3 is a rear elevational view thereof;
FIG. 4 is a right side elevational view thereof;
FIG. 5 is a left side elevational view thereof;
FIG. 6 is a top plan view thereof;
FIG. 7 is a bottom plan view thereof; and,
FIG. 8 is a perspective view thereof showing a lid in an open position on the lower portion thereof to allow access to buttons below when in use.

1 Claim, 7 Drawing Sheets

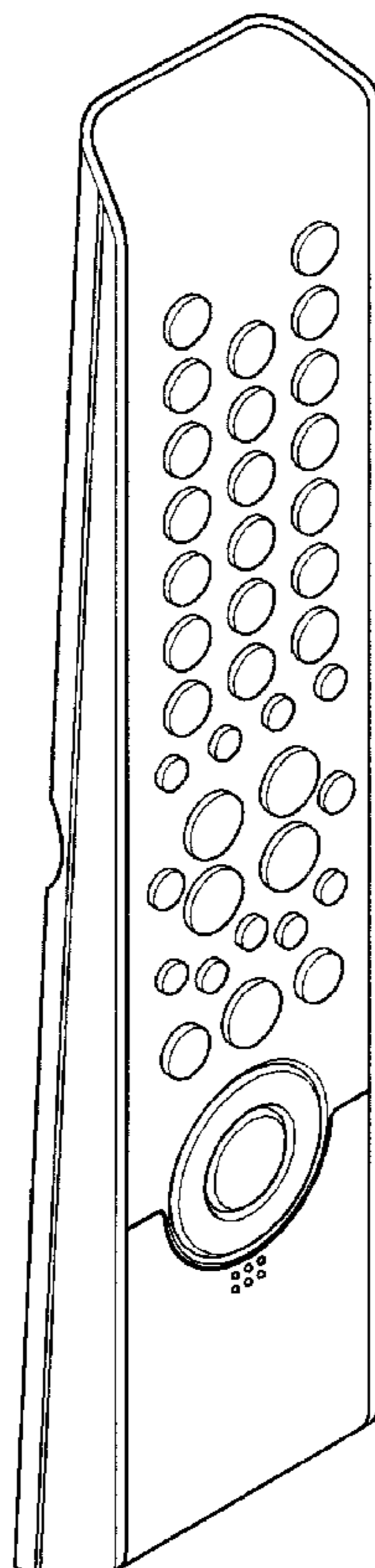


Fig. 1

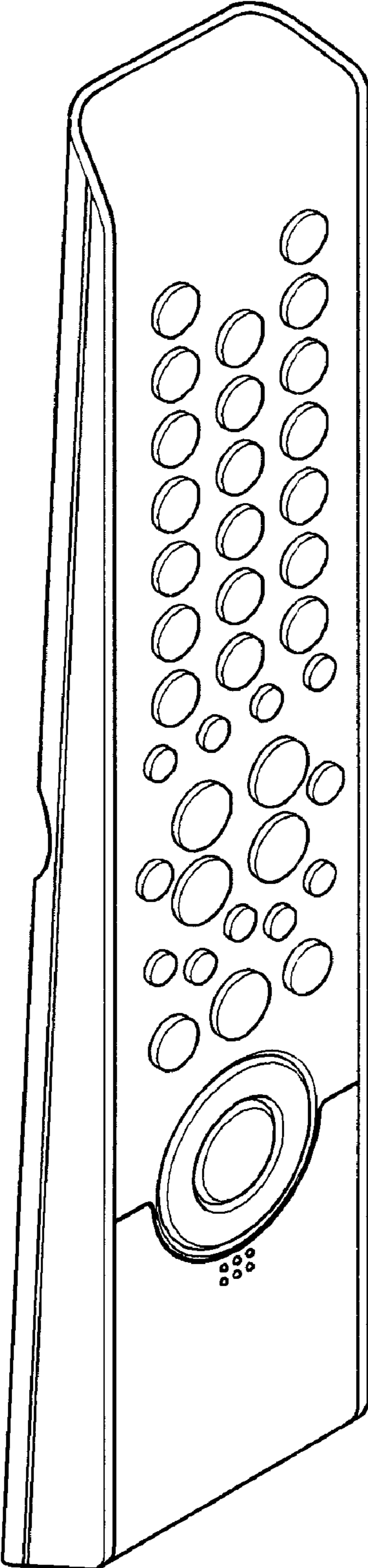


Fig. 2

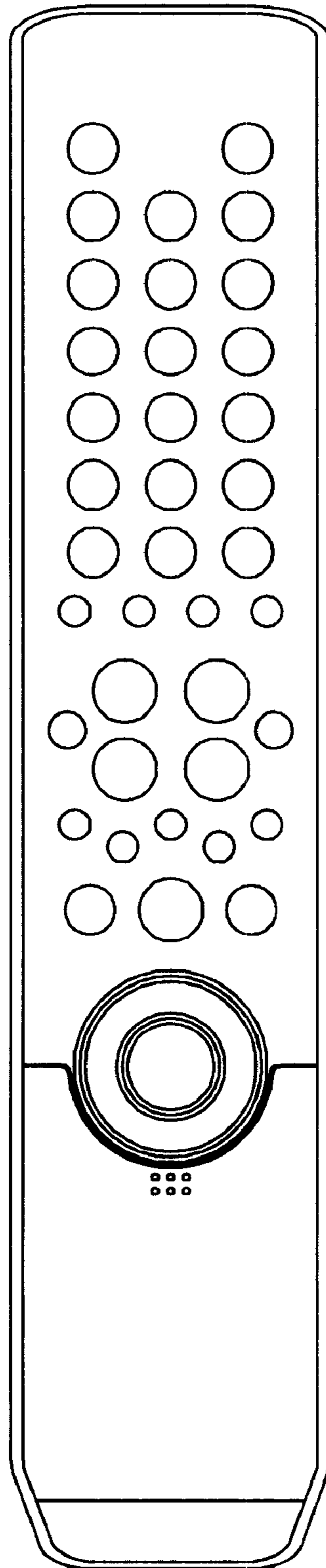


Fig. 3




Fig. 4

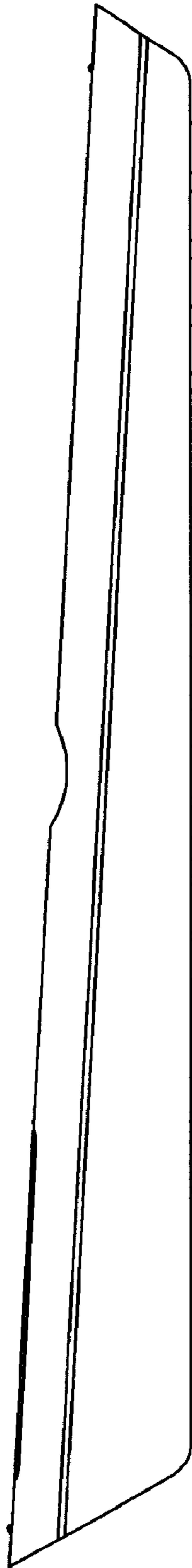


Fig. 5

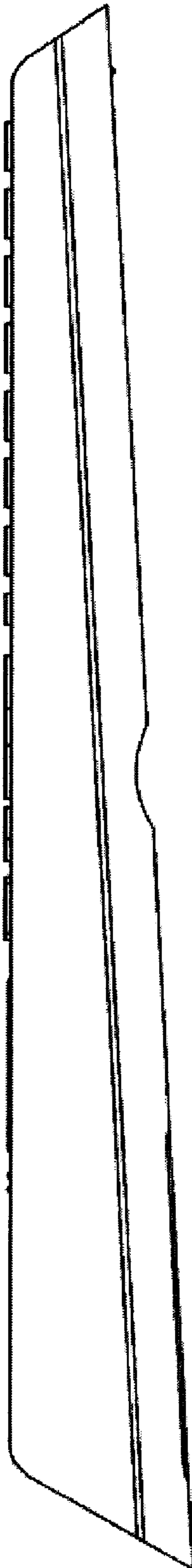


Fig. 6

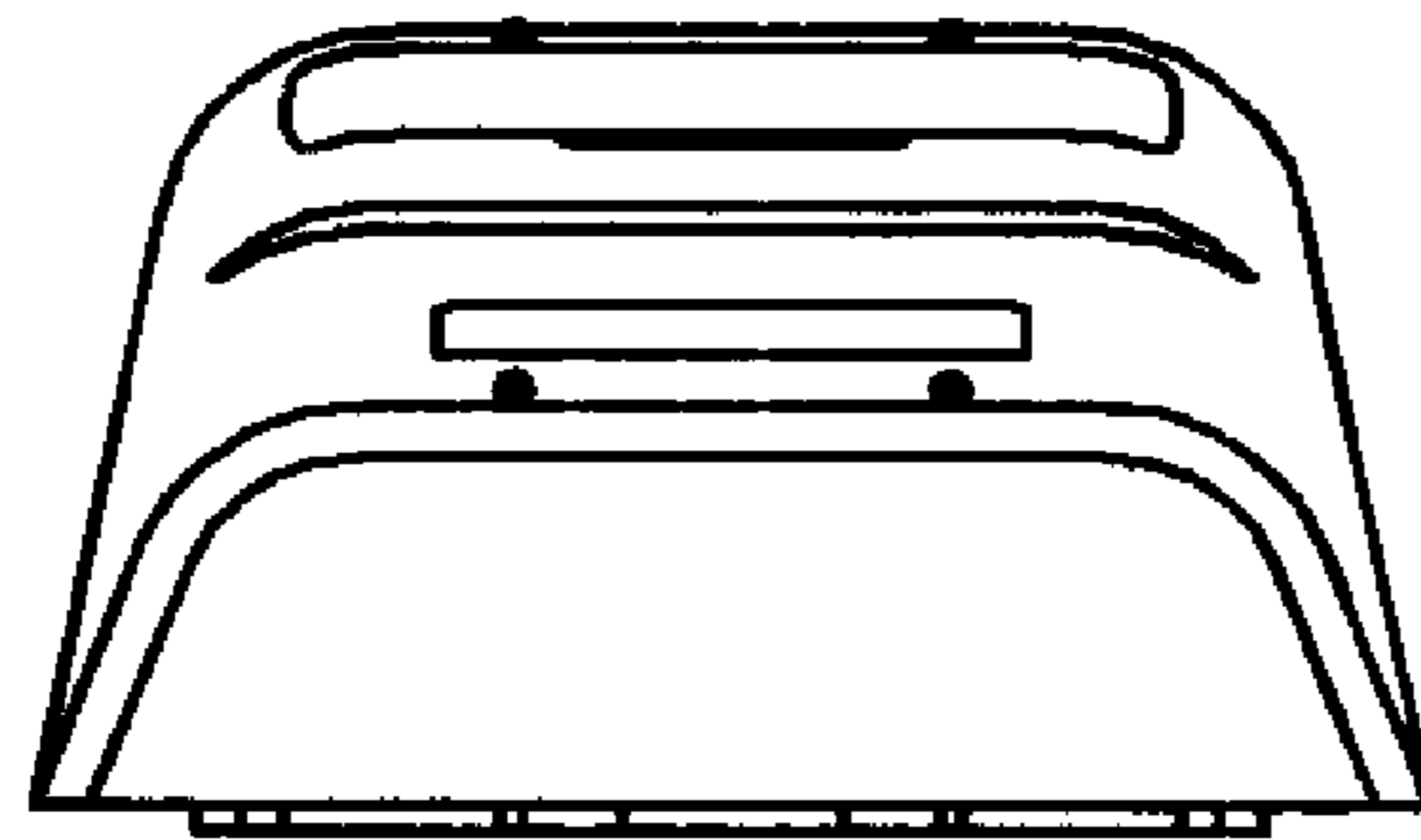


Fig. 7




Fig. 8

