



US00D532751S

(12) **United States Design Patent**
Chesebro et al.

(10) **Patent No.: US D532,751 S**

(45) **Date of Patent: ** *Nov. 28, 2006**

(54) **SURGE PROTECTOR**

(75) Inventors: **Stephen Barry Chesebro**, Sheridan, IN (US); **John Dan Mabry**, Seattle, WA (US)

(73) Assignee: **Thomson Licensing, S.A.**, Indianapolis, IN (US)

(*) Notice: This patent is subject to a terminal disclaimer.

(**) Term: **14 Years**

(21) Appl. No.: **29/234,813**

(22) Filed: **Jul. 22, 2005**

(51) **LOC (8) Cl. 13-03**

(52) **U.S. Cl. D13/139.6**

(58) **Field of Classification Search .. D13/137.1-139.8, D13/124, 160, 162, 164, 178; 361/118, 119; 439/106-108, 188, 535, 650-654**

See application file for complete search history.

(56) **References Cited**

U.S. PATENT DOCUMENTS

D300,922 S	*	5/1989	Schwartz	D13/139.8
D356,544 S	*	3/1995	Fladung	D13/139.8
D368,467 S	*	4/1996	Parshad	D13/139.8
D379,965 S	*	6/1997	Parshad	D13/139.6
D390,190 S	*	2/1998	Stekelenburg	D13/139.7

D391,550 S	*	3/1998	Stekelenburg	D13/137.4
D402,963 S	*	12/1998	Parshad	D13/139.6
D409,978 S	*	5/1999	Stekelenburg	D13/139.6
D443,591 S	*	6/2001	Tong et al.	D13/139.8
D445,091 S	*	7/2001	Tong et al.	D13/139.8
D466,079 S	*	11/2002	Stekelenburg	D13/139.8
D484,098 S	*	12/2003	Lee	D13/139.8
6,764,322 B1	*	7/2004	Yu	439/137

* cited by examiner

Primary Examiner—Alan P. Douglas

Assistant Examiner—Rosemary K. Tarcza

(74) *Attorney, Agent, or Firm*—Fletcher Yoder

(57) **CLAIM**

The ornamental design for a surge protector, as shown and described.

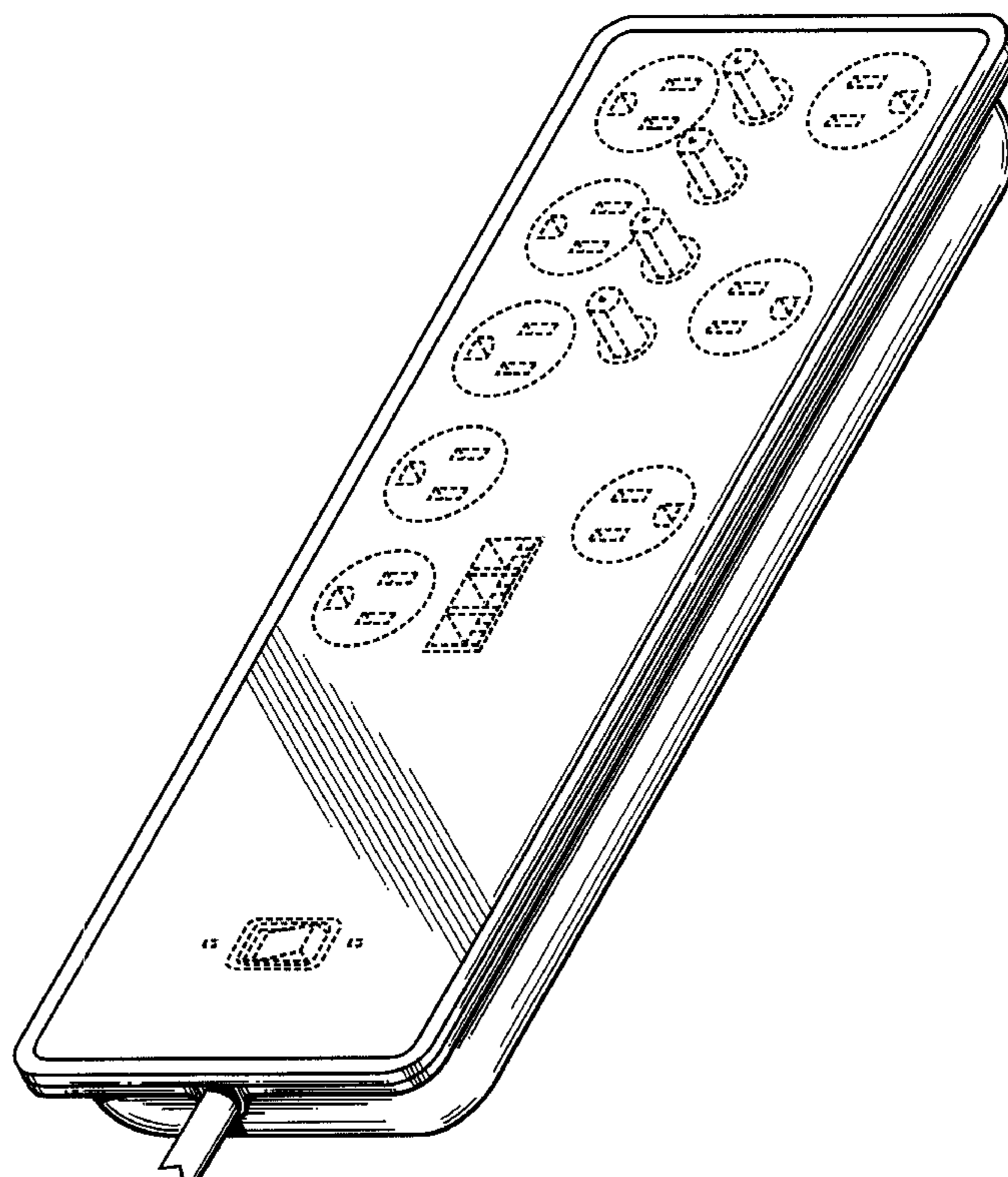
DESCRIPTION

FIG. 1 is a top perspective view of the design for the surge protector having a number of environmental features, including a power switch, a plurality of LED indicators, a plurality of electrical outlets, a plurality of telephone jacks and a plurality of coaxial connectors; and,

FIG. 2 is a side view of the surge protector having a number of environmental features, including the power switch and the plurality of coaxial connectors illustrated in FIG. 1.

The broken lines provided in the above views are used to indicate environmental structures and form no part of the claimed design.

1 Claim, 2 Drawing Sheets



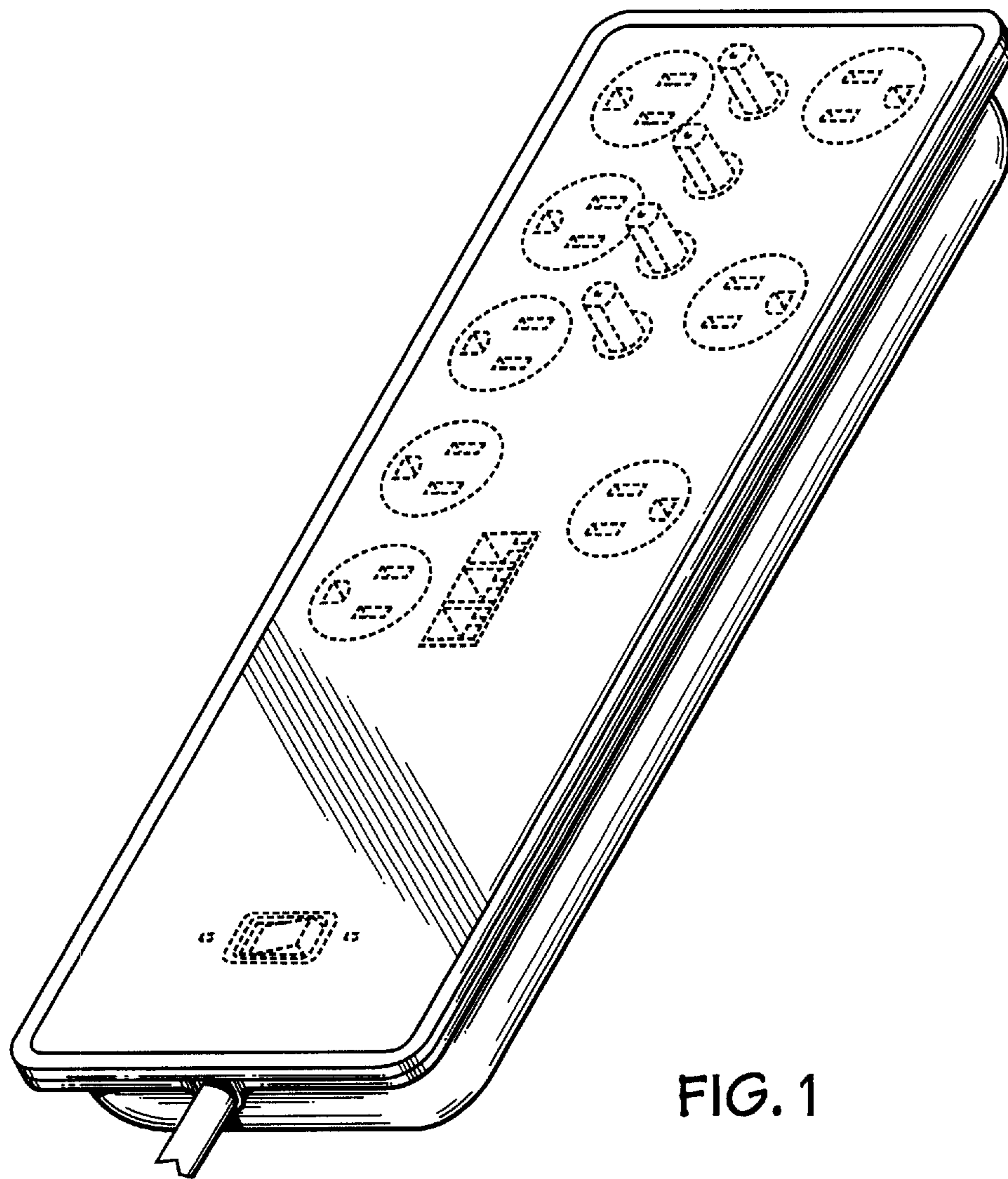


FIG. 1




FIG. 2