



US00D532735S

(12) **United States Design Patent**
Looho

(10) **Patent No.:** **US D532,735 S**

(45) **Date of Patent:** **** Nov. 28, 2006**

(54) **VEHICLE WHEEL**

(75) Inventor: **Justinus Looho**, Surabaya (ID)

(73) Assignee: **PT Prima Alloy Steel Universal**,
Sidoarjo (ID)

(**) Term: **14 Years**

(21) Appl. No.: **29/241,691**

(22) Filed: **Oct. 31, 2005**

(51) **LOC (8) Cl.** **12-16**

(52) **U.S. Cl.** **D12/209**

(58) **Field of Classification Search** D12/204–213;
301/37.101, 64.101, 65

See application file for complete search history.

(56) **References Cited**

U.S. PATENT DOCUMENTS

D438,158 S	*	2/2001	Fitzgerald	D12/209
D445,390 S	*	7/2001	Wartono	D12/209
D452,674 S	*	1/2002	Wartono	D12/209
D464,307 S	*	10/2002	Chung	D12/209
D472,864 S	*	4/2003	Kataoka	D12/209

D481,985 S	*	11/2003	Cahyono	D12/211
D491,512 S	*	6/2004	Kataoka	D12/209
D495,289 S	*	8/2004	Kataoka	D12/211
D500,002 S	*	12/2004	Kushartanto	D21/209

* cited by examiner

Primary Examiner—Stacia Cadmus

(74) *Attorney, Agent, or Firm*—Fulwider Patton LLP

(57) **CLAIM**

The ornamental design for a “vehicle wheel,” as shown and described.

DESCRIPTION

FIG. 1 is a perspective view of the vehicle wheel showing my new design;


FIG. 2 is a front elevational view thereof; and,

FIG. 3 is a cross-sectional view taken along the lines of 3—3 of FIG. 2.

The broken line showing of environment is for illustrative purposes only and forms no part of the claimed design.

The vehicle wheel is shown on an enlarged scale in FIGS. 2–3.

1 Claim, 3 Drawing Sheets



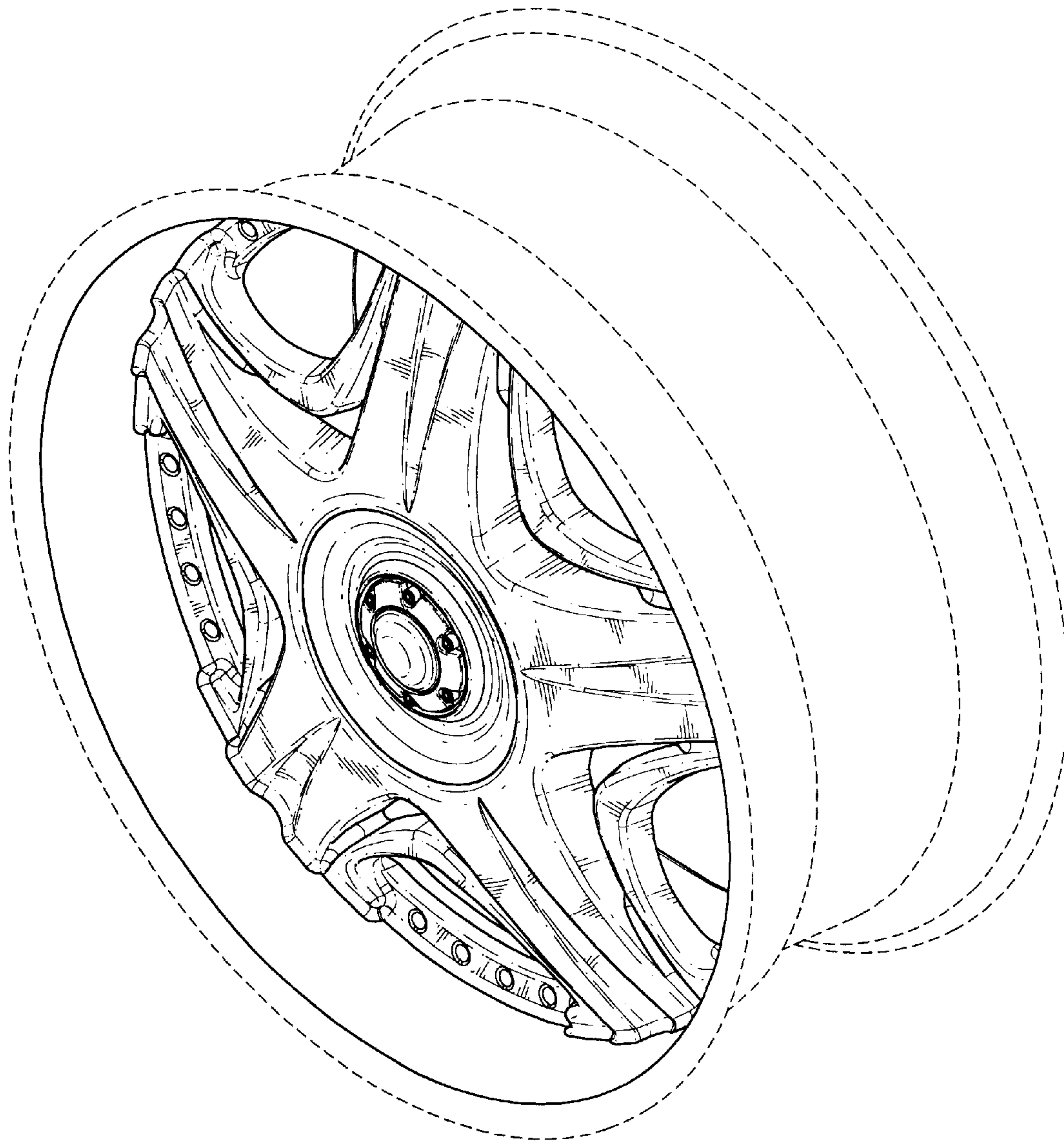


FIG. 1




FIG. 2

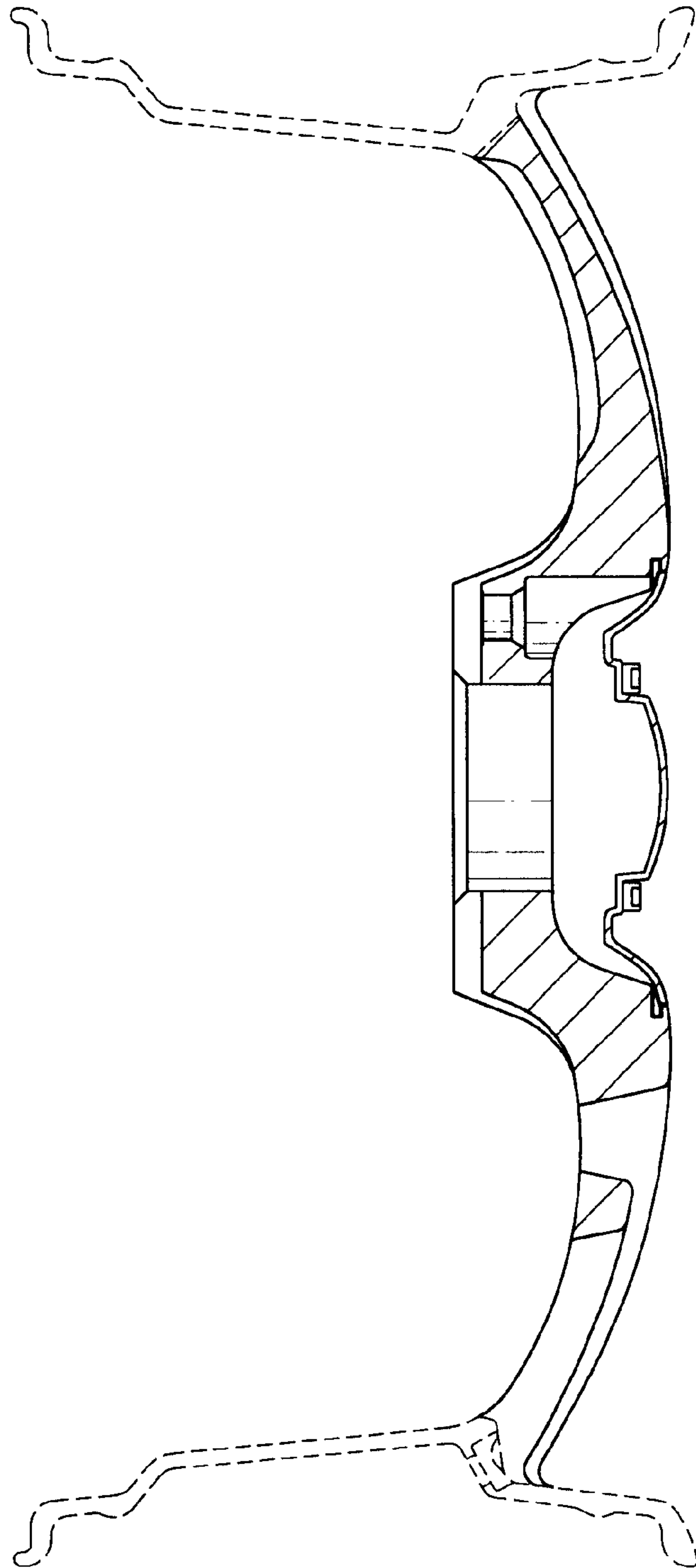


FIG. 3