



US00D532732S

(12) **United States Design Patent**
Ogawa et al.

(10) **Patent No.:** **US D532,732 S**

(45) **Date of Patent:** **** Nov. 28, 2006**

(54) **LIFTGATE PANEL FOR AN AUTOMOBILE**

D476,936 S * 7/2003 Boyer D12/196
D514,491 S * 2/2006 Nagashima D12/196
D517,966 S * 3/2006 Ikuma D12/196

(75) Inventors: **Minoru Ogawa**, Aichi-ken (JP);
Kuniaki Toyooka, Aichi-ken (JP);
Kenichi Onoue, Aichi-ken (JP)

OTHER PUBLICATIONS

(73) Assignee: **Toyota Jidosha Kabushiki Kaisha** (JP)

Toyota, CALDINA, Brochure of CALDINA, Jan. 2005,
Toyota Jidosha Kabushiki Kaisha.
Mitsubishi, Grandis, All About Grandis, Jul. 3, 2003,
Sanei-Shobo Publishing Co., Ltd.

(**) Term: **14 Years**

* cited by examiner

(21) Appl. No.: **29/238,986**

(22) Filed: **Sep. 23, 2005**

Primary Examiner—Melody N. Brown

(51) **LOC (8) Cl.** **12-16**

(74) *Attorney, Agent, or Firm*—SAIDMAN DesignLaw
Group

(52) **U.S. Cl.** **D12/196**

(58) **Field of Classification Search** D12/90–92,
D12/86, 196; 180/69.1, 69.2; 296/185
See application file for complete search history.

(57) **CLAIM**

The ornamental design for a liftgate panel for an automobile,
as shown and described.

(56) **References Cited**


DESCRIPTION

U.S. PATENT DOCUMENTS

D417,645 S * 12/1999 Horbury et al. D12/196
D419,510 S * 1/2000 Sacco et al. D12/196
D428,376 S * 7/2000 Sacco et al. D12/196
D440,532 S * 4/2001 Sacco et al. D12/196
D444,752 S * 7/2001 Gabath D12/196
D447,459 S * 9/2001 Oh D12/196
D452,468 S * 12/2001 Sacco et al. D12/196
D459,283 S * 6/2002 Sinkwitz D12/196
D467,850 S * 12/2002 Warming D12/196
D470,804 S * 2/2003 Chan D12/169

FIG. 1 is a front perspective view of a liftgate panel for an
automobile showing our new design;
FIG. 2 is a front view thereof;
FIG. 3 is a rear view thereof;
FIG. 4 is a top plan view thereof;
FIG. 5 is a bottom view thereof;
FIG. 6 is a left-side view thereof; and,
FIG. 7 is a right-side view thereof.

1 Claim, 2 Drawing Sheets






FIG. 1




FIG. 2




FIG. 3



FIG. 4



FIG. 5




FIG. 6

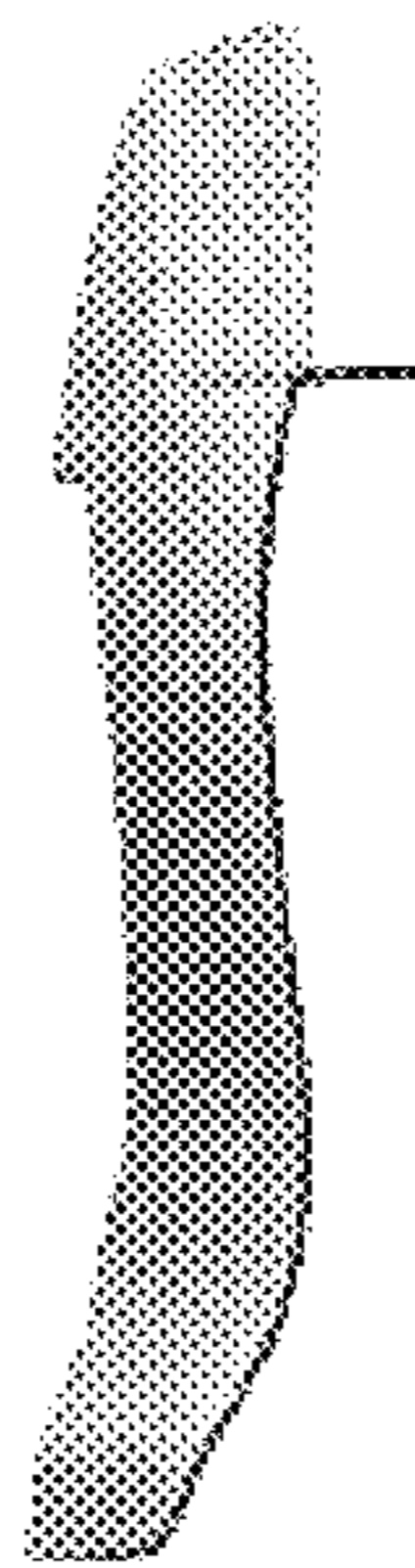


FIG. 7