



US00D532716S

(12) **United States Design Patent**
Moushegian

(10) **Patent No.:** **US D532,716 S**

(45) **Date of Patent:** **** Nov. 28, 2006**

(54) **AUTOMOBILE BODY**

(75) Inventor: **Mark T Moushegian**, San Diego, CA
(US)

(73) Assignee: **DaimlerChrysler Corporation**, Auburn
Hills, MI (US)

(**) Term: **14 Years**

(21) Appl. No.: **29/245,399**

(22) Filed: **Dec. 22, 2005**

(51) **LOC (8) Cl.** **12-08**

(52) **U.S. Cl.** **D12/91**

(58) **Field of Classification Search** D12/90-92,
D12/86, 88; D21/424, 433; 296/181.1, 181.5
See application file for complete search history.

(56) **References Cited**

U.S. PATENT DOCUMENTS

D392,920 S	3/1998	Verduyn et al.	
D413,081 S	8/1999	Nesbitt et al.	
D432,948 S	10/2000	Verduyn et al.	
D476,268 S	6/2003	Castiglione et al.	
D476,269 S	* 6/2003	Suzuki et al.	D12/91
D489,293 S	* 5/2004	Ikuma et al.	D12/90
D490,019 S	* 5/2004	Sakae	D12/91

D497,840 S	* 11/2004	Egger	D12/91
D499,356 S	* 12/2004	Minami et al.	D12/91
D504,639 S	* 5/2005	Oishi et al.	D12/91
D505,097 S	* 5/2005	Rodriguez	D12/91
D505,359 S	* 5/2005	Suzuki et al.	D12/91
D513,716 S	* 1/2006	Acampora	D12/91
D515,972 S	* 2/2006	Ikeda et al.	D12/91

* cited by examiner

Primary Examiner—Melody N. Brown

(74) *Attorney, Agent, or Firm*—Ralph E. Smith


(57) **CLAIM**

The ornamental design for an automobile body, as shown and described.

DESCRIPTION

FIG. 1 is a front perspective view of an automobile body showing our new design;
FIG. 2 is a side view thereof;
FIG. 3 is a front view thereof;
FIG. 4 is a rear view thereof;
FIG. 5 is a rear perspective view thereof; and,
FIG. 6 is a top plan view thereof.
It will be understood that the broken lines presented in the drawings are for illustration only, and do not form a part of the claimed design.

1 Claim, 5 Drawing Sheets



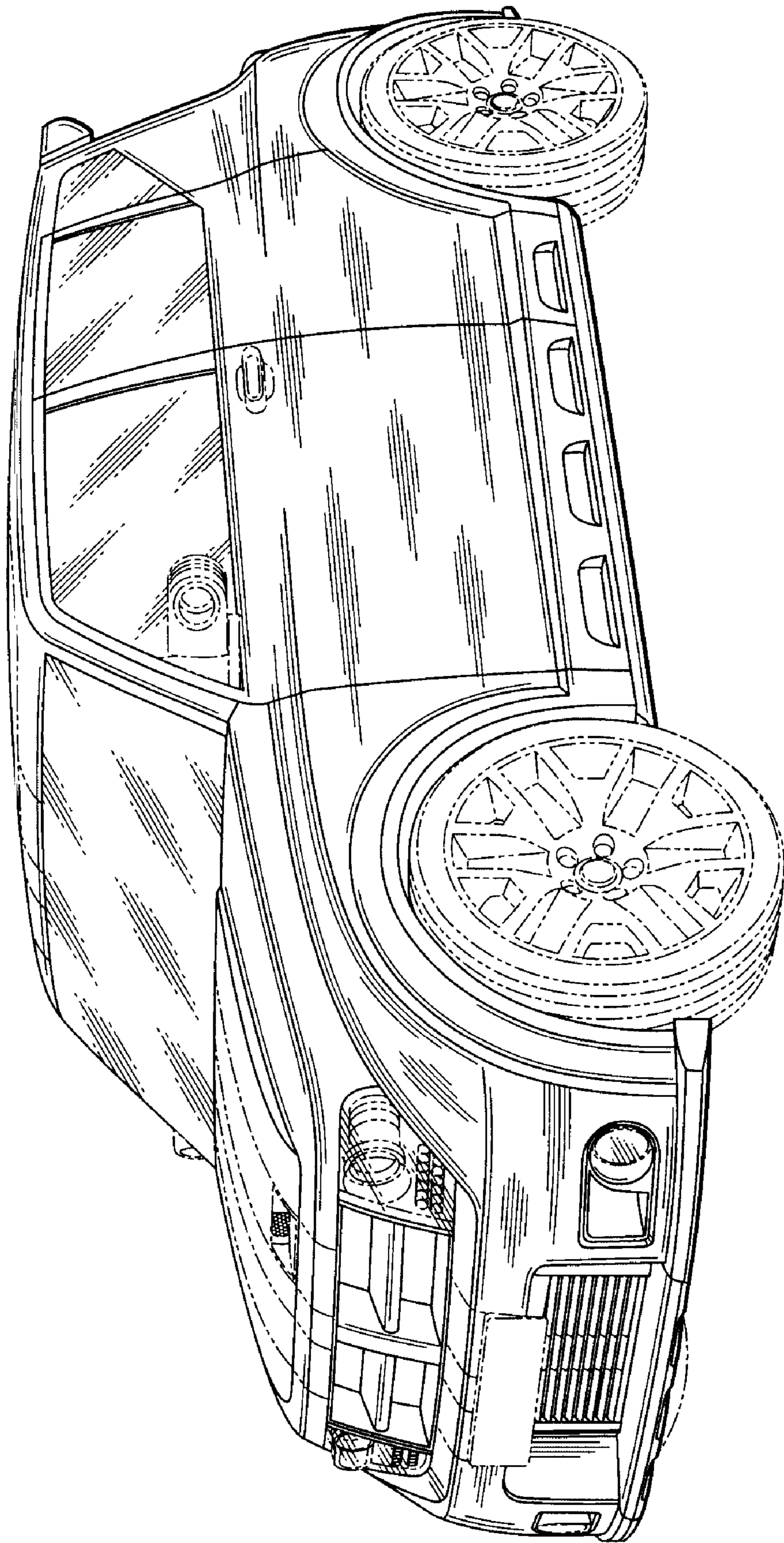


Fig. 1

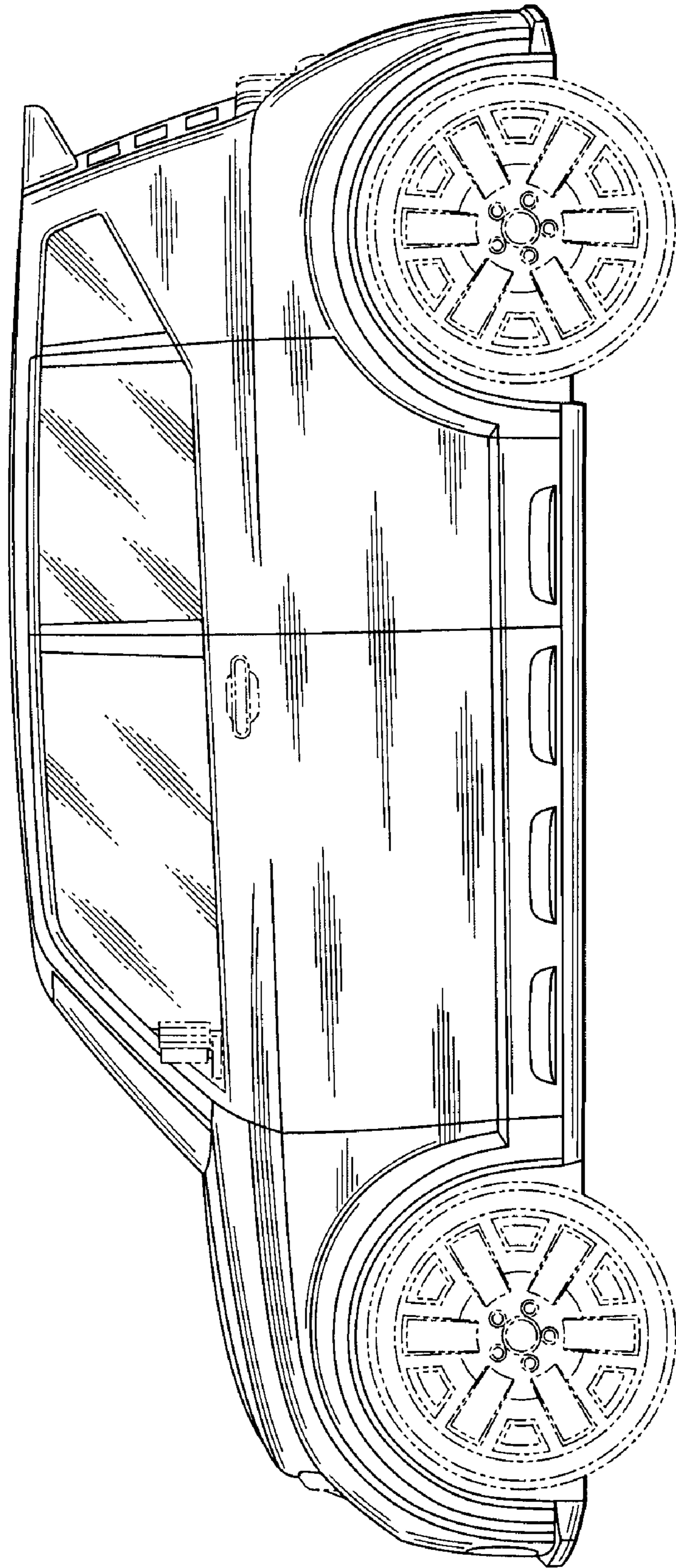


Fig. 2




Fig. 3




Fig. 4

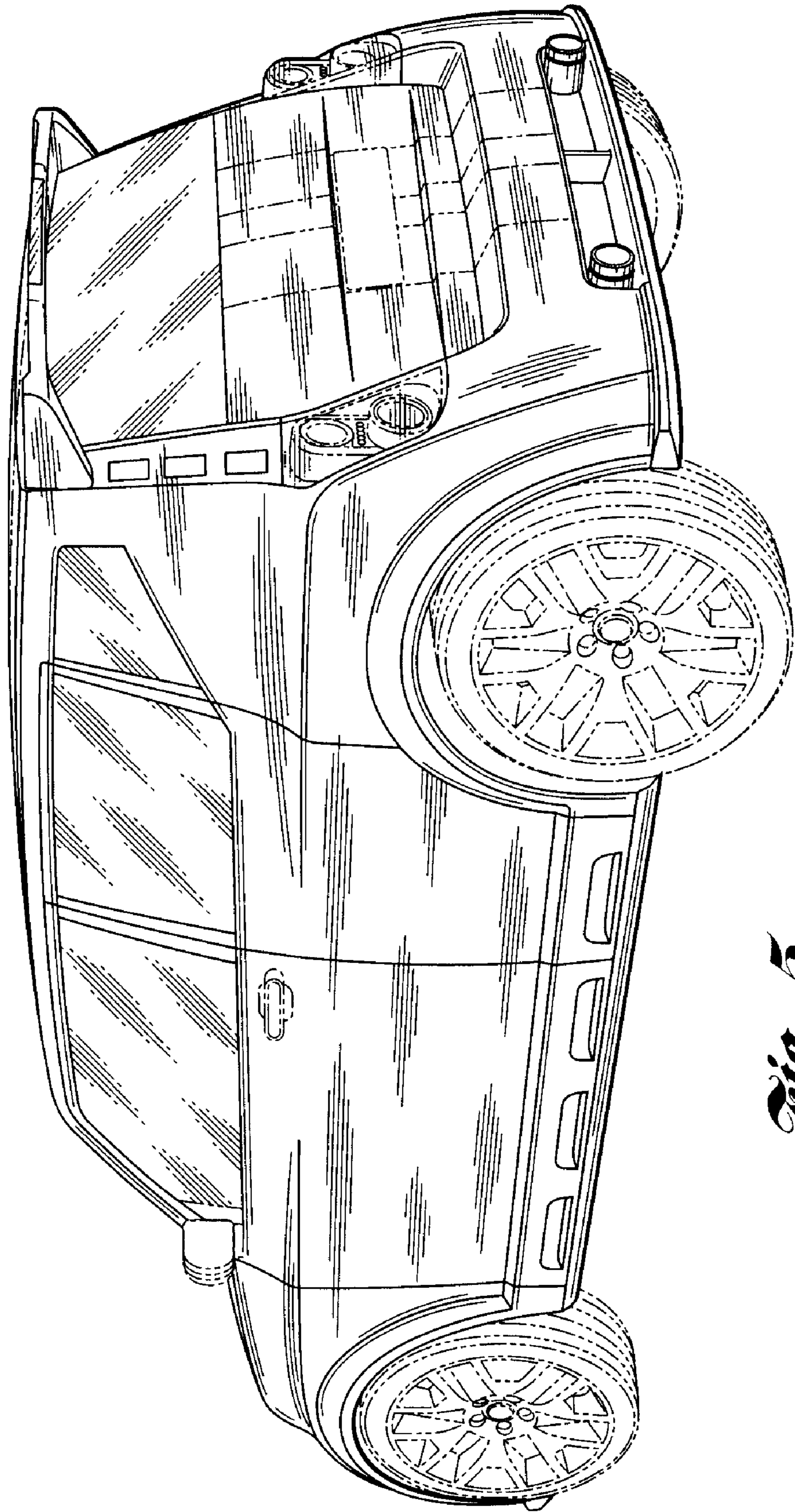


Fig. 5

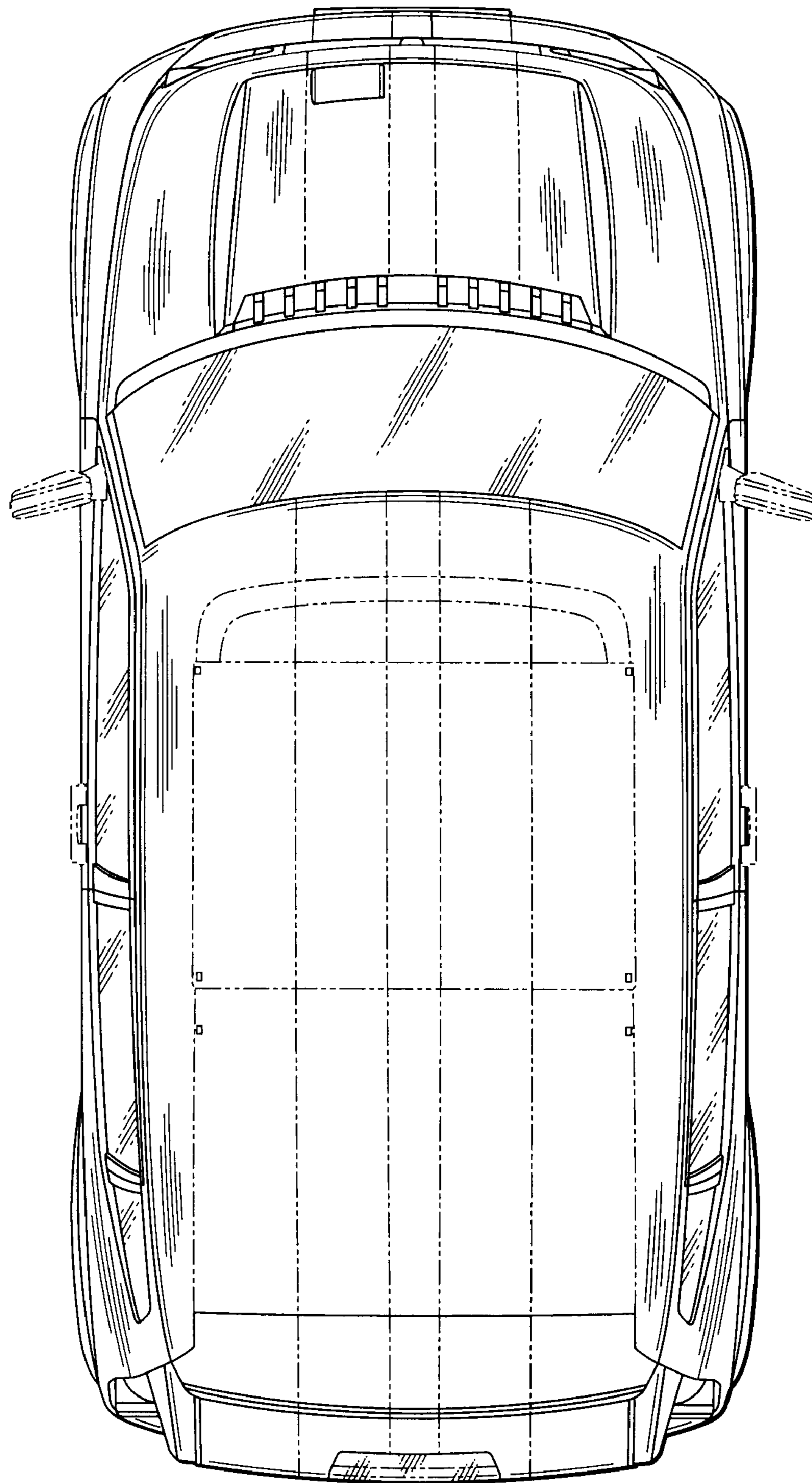


Fig. 6