



US00D532707S

(12) **United States Design Patent**
Mombauer

(10) **Patent No.:** **US D532,707 S**

(45) **Date of Patent:** **** Nov. 28, 2006**

(54) **FLEXIBLE ALARM CLOCK**

(76) Inventor: **Meinhard Mombauer**, 54,
Toyota-Allee, 50858 Köln (DE)

(**) Term: **14 Years**

(21) Appl. No.: **29/225,339**

(22) Filed: **Mar. 15, 2005**

(51) **LOC (8) Cl.** **10-01**

(52) **U.S. Cl.** **D10/8**

(58) **Field of Classification Search** D10/1-29,
D10/122-132; 368/276-278, 280, 284, 285,
368/286, 316, 317, 294, 10, 82-84, 28-30,
368/239-242; D11/160; D21/621, 630; D6/305;
446/268

See application file for complete search history.

(56) **References Cited**

U.S. PATENT DOCUMENTS

4,148,151	A	*	4/1979	Ulrich	446/367
D286,381	S	*	10/1986	Zeisel	D10/8
4,794,578	A		12/1988	Leo		
4,897,826	A		1/1990	Rigberg et al.		
D417,157	S	*	11/1999	Chang	D10/8
D419,309	S	*	1/2000	Leon	D6/305

D426,712	S	*	6/2000	Leon	D6/305
D426,961	S	*	6/2000	Leon	D6/305
D437,123	S	*	2/2001	Leon	D6/305
6,398,617	B1		6/2002	Nelson		
D466,822	S	*	12/2002	Li	D10/15
D467,185	S	*	12/2002	Chen	D10/15
6,595,683	B1	*	7/2003	Cetera	368/316
D492,359	S	*	6/2004	So	D10/8
D497,637	S	*	10/2004	Cetera	D10/8

* cited by examiner

Primary Examiner—Lucy Lieberman

(74) *Attorney, Agent, or Firm*—Scott R. Hansen; Fulwider Patton LLP

(57) **CLAIM**

The ornamental design for a flexible alarm clock, as shown and described.

DESCRIPTION

FIG. 1 is a perspective view of the front and left side of a flexible alarm clock showing my new design; FIG. 2 is rear view of the design of FIG. 1; and, FIG. 3 is a perspective view of the design of FIG. 1, with portions of the design having been twisted into an alternative configuration.

1 Claim, 2 Drawing Sheets

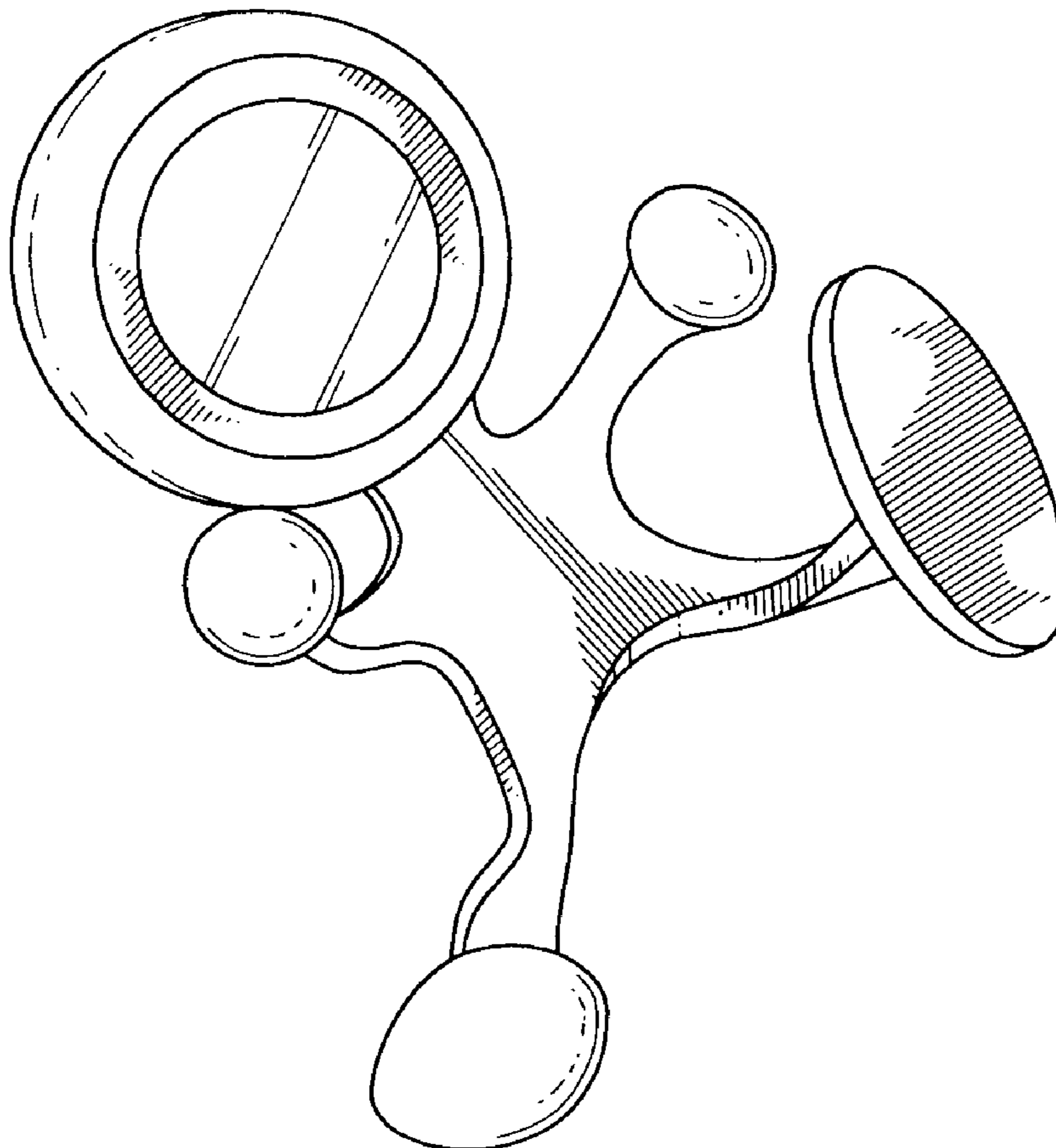


FIG. 1

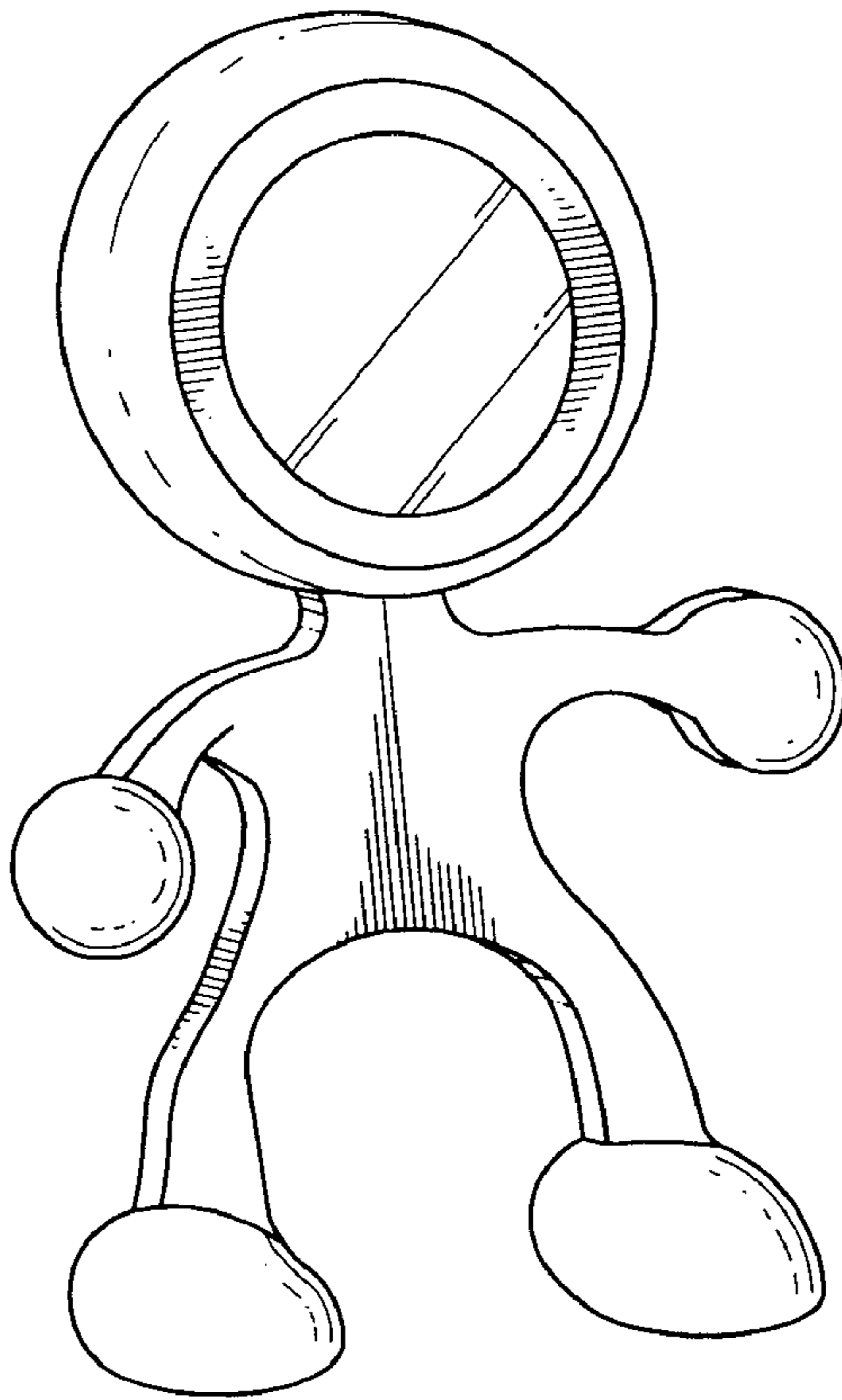


FIG. 2




FIG. 3

