



US00D532703S

(12) **United States Design Patent**
Wild

(10) **Patent No.: US D532,703 S**

(45) **Date of Patent: ** Nov. 28, 2006**

(54) **COMBINED BEVERAGE CONTAINER AND CAP**

(75) Inventor: **Hans-Peter Wild,**
Eppelheim/Heidelberg (DE)

(73) Assignee: **Deutsche SiSi-Werke GmbH & Co.**
Betriebs KG, Heidelberg (DE)

(**) Term: **14 Years**

(21) Appl. No.: **29/255,045**

(22) Filed: **Mar. 3, 2006**

Related U.S. Application Data

(62) Division of application No. 29/203,844, filed on Apr. 20, 2004.

(30) **Foreign Application Priority Data**

Oct. 21, 2003 (EM) 00101415

(51) **LOC (8) Cl.** **09-05**

(52) **U.S. Cl.** **D9/708; D9/442; D9/452**

(58) **Field of Classification Search** D9/429,
D9/435, 442, 444, 447, 448, 450, 452-454,
D9/697, 440, 702, 707, 708, 710, 711; D8/DIG. 2;
D7/392.1; D23/250; D21/390; D19/43; D12/197;
220/288; 215/316, 328, 382-385, 353; 222/420;
383/80

See application file for complete search history.

(56) **References Cited**

U.S. PATENT DOCUMENTS

D145,980 S	*	11/1946	Mallick	D9/440
D171,389 S	*	2/1954	Du Pree et al.	D9/440
D217,136 S	*	4/1970	Howard et al.	D9/452
D309,265 S	*	7/1990	Colonna	D9/452
D413,269 S	*	8/1999	Hebert	D9/452
6,164,822 A	*	12/2000	Beer	383/80
D436,030 S	*	1/2001	Tedeschi et al.	D9/695
D448,988 S		10/2001	Bell et al.		
D453,295 S		2/2002	Bell et al.		
D454,487 S		3/2002	Bell et al.		
D455,645 S		4/2002	Bell et al.		

D470,461 S	*	2/2003	Liang	D13/151
D474,682 S	*	5/2003	Berman	D9/708
D474,683 S	*	5/2003	Berman	D9/708
D490,303 S	*	5/2004	Berman	D9/708
D497,544 S	*	10/2004	Berman	D9/708
D502,092 S	*	2/2005	Berman	D9/708
D504,610 S	*	5/2005	Berman	D9/708
D508,413 S	*	8/2005	Ueda	D9/708

FOREIGN PATENT DOCUMENTS

WO DM/038602 12/1996

OTHER PUBLICATIONS

Official Action for Russian Federation Patent Application No. 2004502198.

* cited by examiner

Primary Examiner—Robert M. Spear

Assistant Examiner—Susan Bennett Hattan

(74) *Attorney, Agent, or Firm*—Stroock & Stroock & Lavan LLP

(57) **CLAIM**

The ornamental design for a combined beverage container and cap as shown and described.

DESCRIPTION

FIG. 1 is a front elevational view of a combined beverage container and cap of the present invention;

FIG. 2 is a side elevational view of the combined beverage container and cap of FIG. 1;

FIG. 3 is a top plan view of the combined beverage container and cap of FIG. 1; and

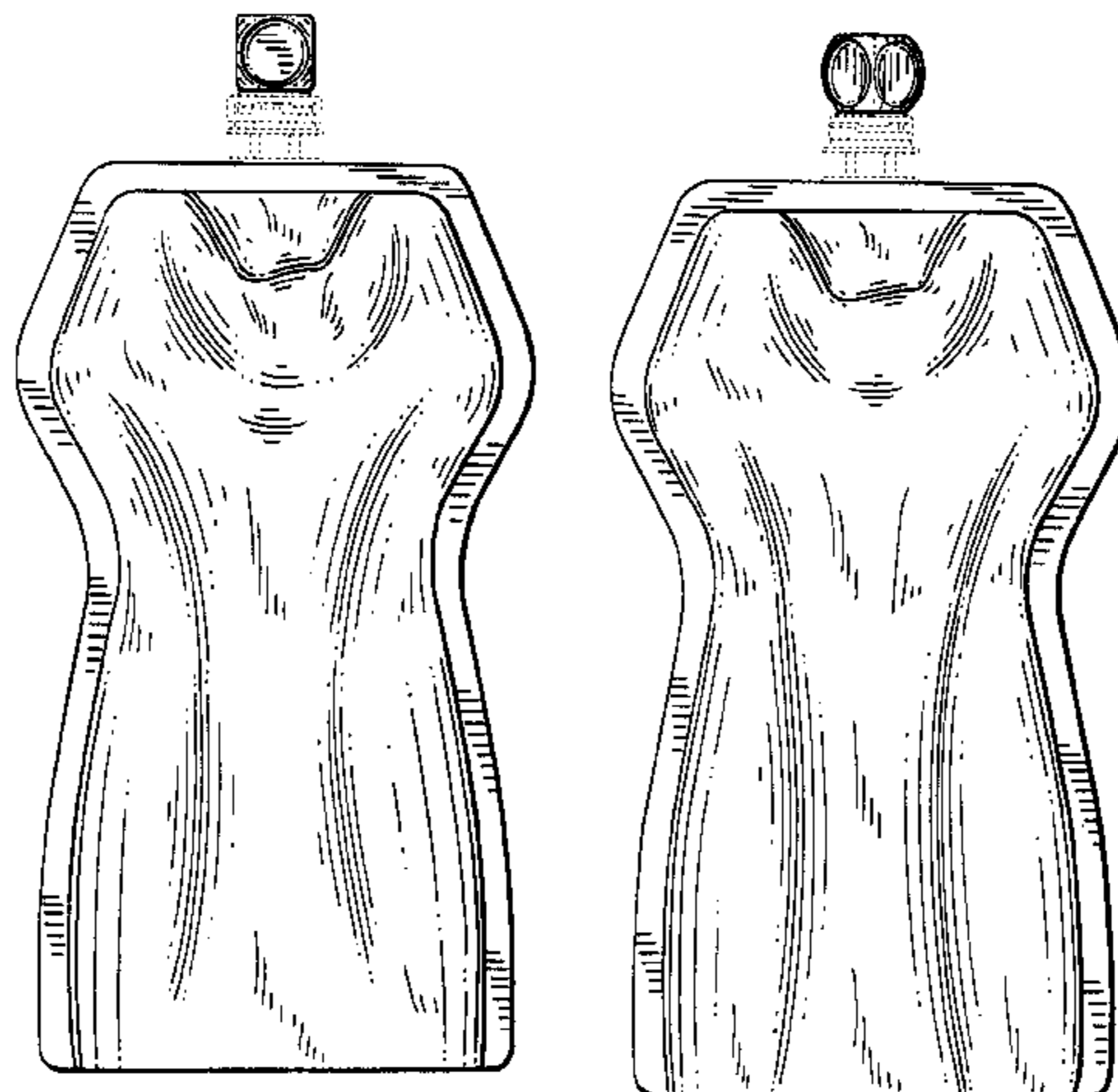
FIG. 4 front elevational view of an embodiment of a combined beverage container and cap of the present invention;

FIG. 5 is a side elevational view of the combined beverage container and cap of FIG. 4; and,

FIG. 6 is a top plan view of the combined beverage container and cap of FIG. 4.

The broken lines in the drawings are for illustrative purposes only and form no part of the claimed design.

1 Claim, 5 Drawing Sheets



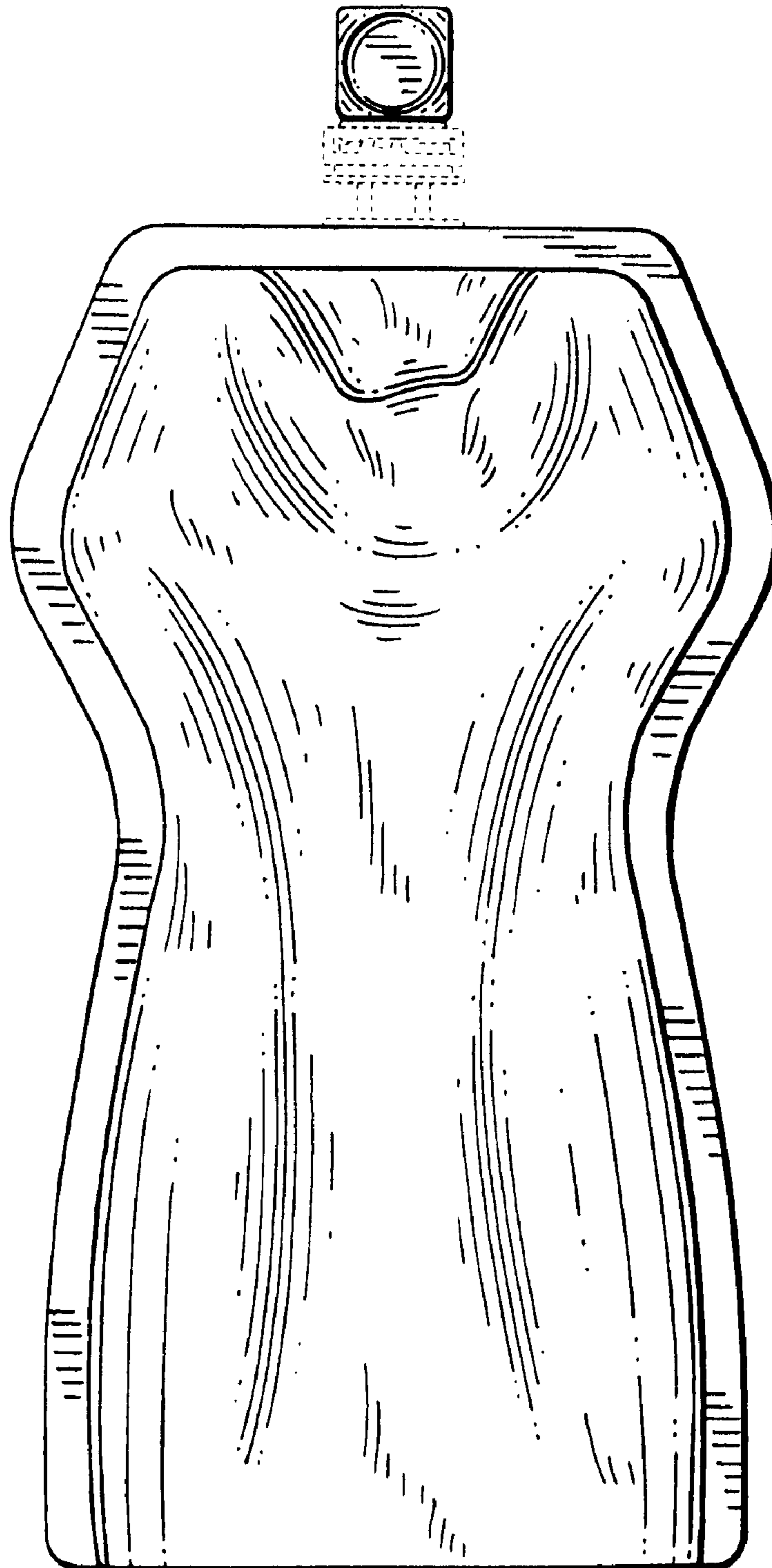


FIG. 1

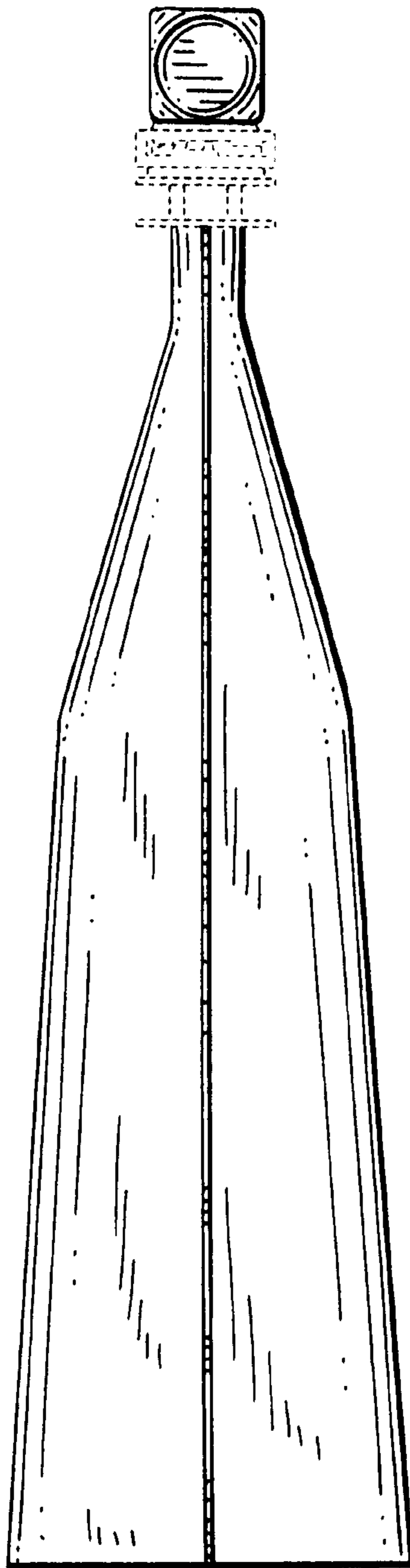


FIG. 2

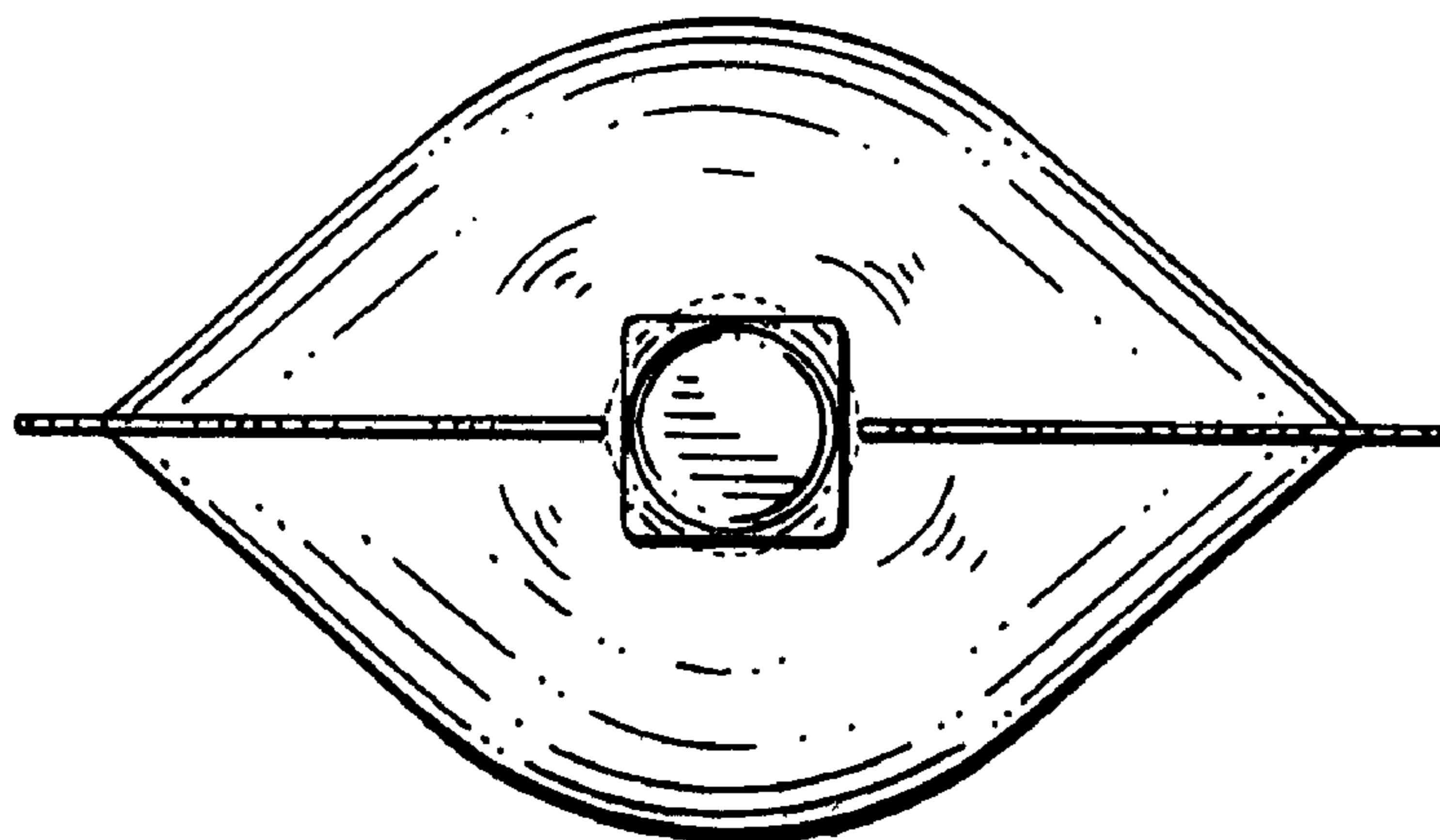


FIG. 3

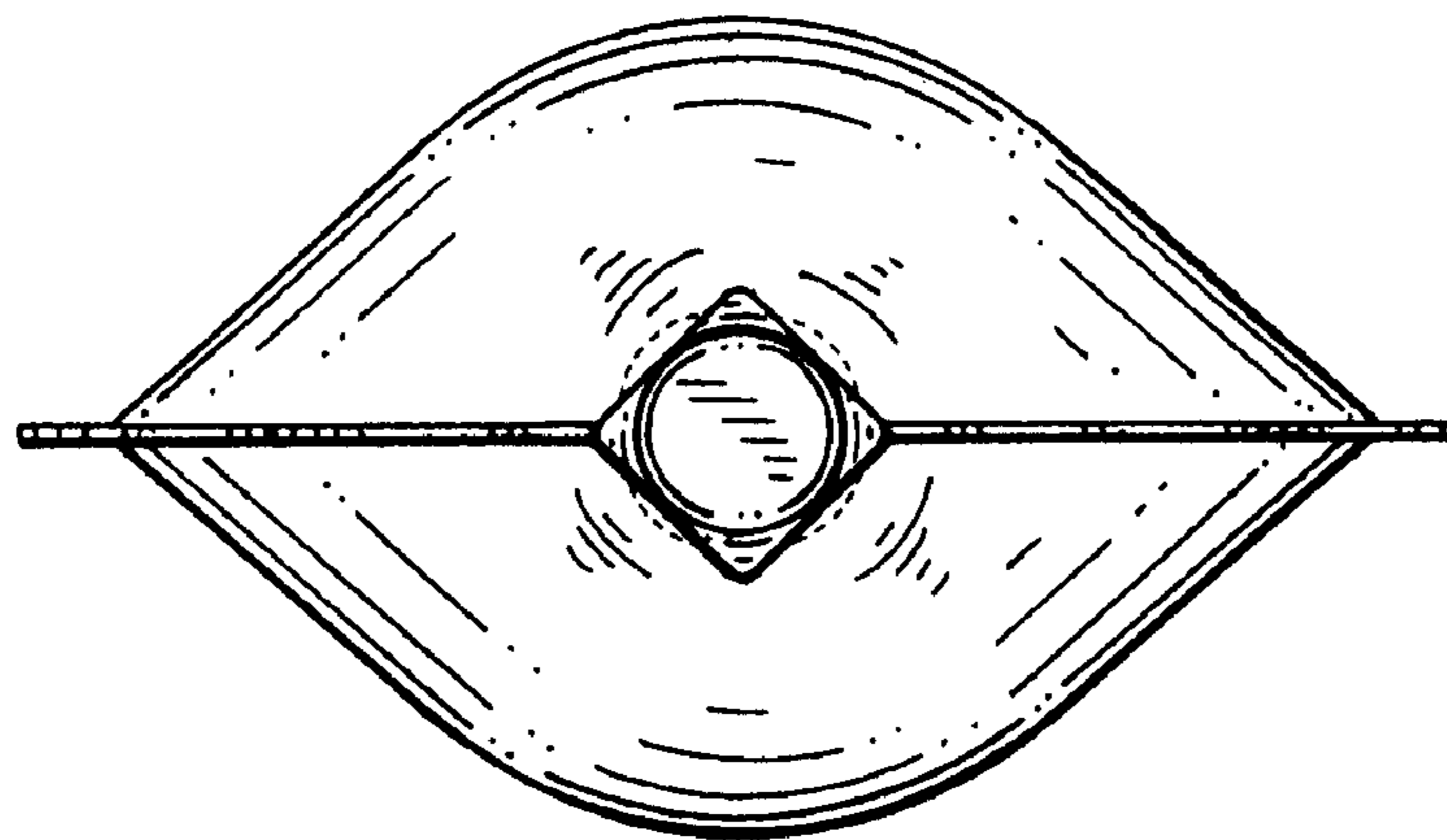


FIG. 6

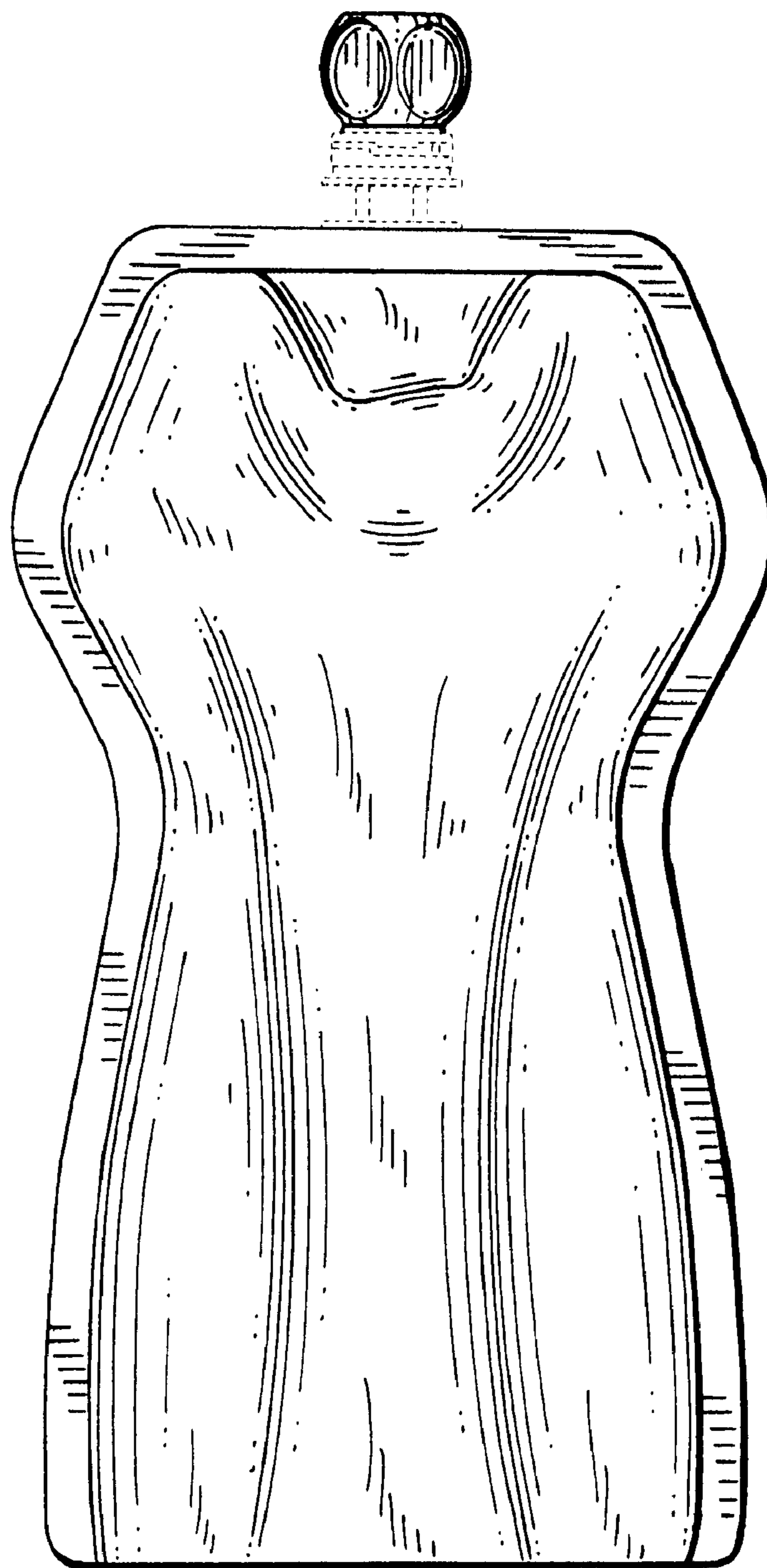


FIG. 4

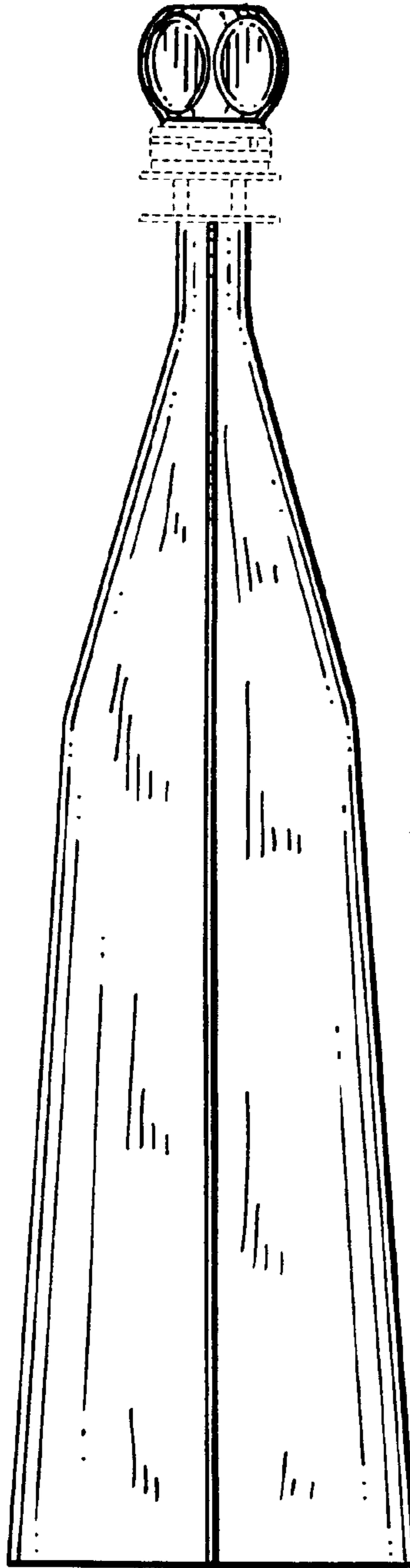


FIG. 5