



US00D532678S

(12) **United States Design Patent**
Chan-Richter et al.

(10) **Patent No.:** **US D532,678 S**

(45) **Date of Patent:** **** Nov. 28, 2006**

(54) **THREE PORT WALL PLATE INSERT**

(75) Inventors: **Denise Chan-Richter**, Bethpage, NY (US); **Leslie Lindenstrauss**, New York, NY (US); **Gerd Schmieta**, Boston, MA (US); **Michael Meyer**, Encinitas, CA (US); **Dennis A. Oddsen**, Eatons Neck, NY (US); **Anthony Tufano**, North Massapequa, NY (US); **James J. Sherman**, Jericho, NY (US); **Tim Langfitt**, Napa, CA (US)

(73) Assignee: **Leviton Manufacturing Co., Inc.**, Little Neck, NY (US)

(**) Term: **14 Years**

(21) Appl. No.: **29/236,662**

(22) Filed: **Aug. 19, 2005**

(51) **LOC (8) Cl.** **11-05**

(52) **U.S. Cl.** **D8/350**

(58) **Field of Classification Search** D8/350-353;
D13/156, 177, 152, 154, 158, 173, 169, 171,
D13/139.1-139.8; D14/159; D25/60; 379/167;
439/536; 174/66, 67, 55; 220/241, 242, 3.7,
220/3.8

See application file for complete search history.

(56) **References Cited**

U.S. PATENT DOCUMENTS

- 2,106,588 A * 1/1938 Benander 439/536
- D326,047 S * 5/1992 Bodenweiser et al. D8/353
- D360,349 S * 7/1995 House et al. D8/353
- D360,350 S * 7/1995 House et al. D8/353

- D360,351 S * 7/1995 House et al. D8/353
- D360,352 S * 7/1995 House et al. D8/353
- D366,205 S * 1/1996 Arnett et al. D8/353
- D375,249 S * 11/1996 Scherer et al. D8/353
- D388,311 S * 12/1997 Scherer et al. D8/353
- D389,122 S * 1/1998 Foye D13/147
- D389,398 S * 1/1998 Scherer et al. D8/353
- D402,261 S * 12/1998 Carlson et al. D13/154
- 5,961,345 A * 10/1999 Finn et al. 439/536
- D429,623 S * 8/2000 De brey et al. D8/353
- 6,421,941 B1 * 7/2002 Finke et al. 40/611.05
- 6,566,602 B1 * 5/2003 Miller et al. 174/66
- 6,616,005 B1 * 9/2003 Pereira et al. 220/241
- 6,793,524 B1 * 9/2004 Clark et al. 439/536
- 2002/0142650 A1 * 10/2002 Clark et al. 439/536
- 2006/0005989 A1 * 1/2006 Swiencicki et al. 174/66
- 2006/0019533 A1 * 1/2006 Peng 439/536

* cited by examiner

Primary Examiner—Stella Reid

Assistant Examiner—Mark Goodwin

(74) *Attorney, Agent, or Firm*—Paul J. Sutton


(57) **CLAIM**

The ornamental design for a three port wall plate insert, as shown and described.

DESCRIPTION

FIG. 1 is a front perspective view illustrating a design for a three port wall plate insert;
FIG. 2 is a back perspective thereof;
FIG. 3 is a top view thereof;
FIG. 4 is a bottom view thereof; and,
FIG. 5 is a right side view; the left side being a mirror image.

1 Claim, 3 Drawing Sheets






FIG. 1

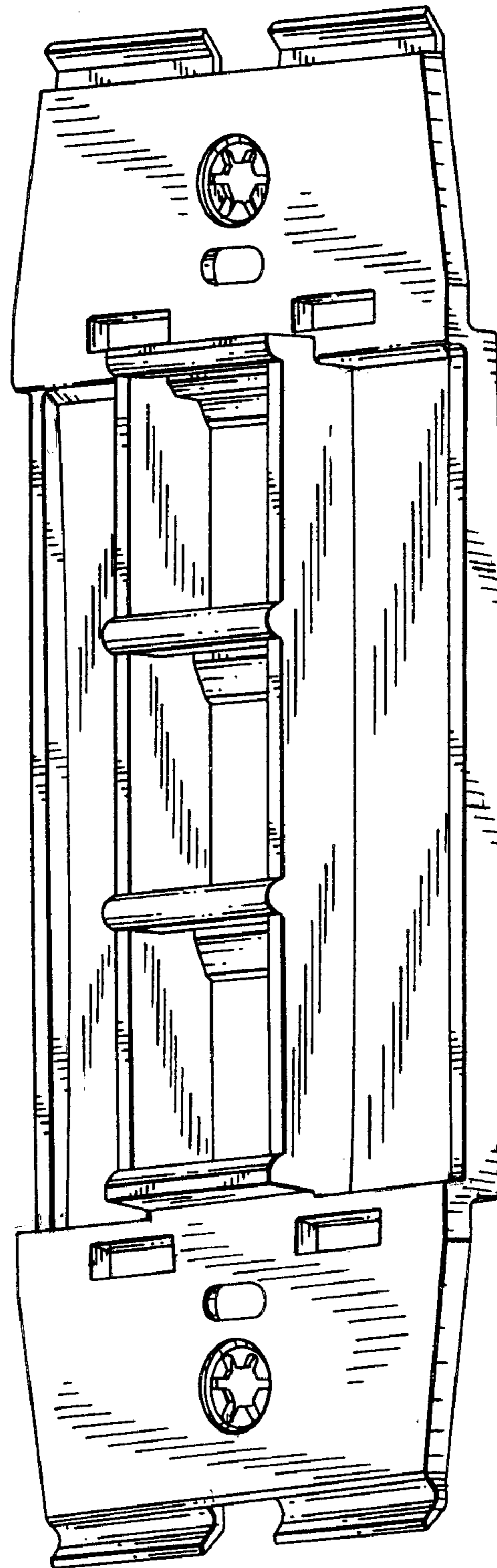


FIG. 2

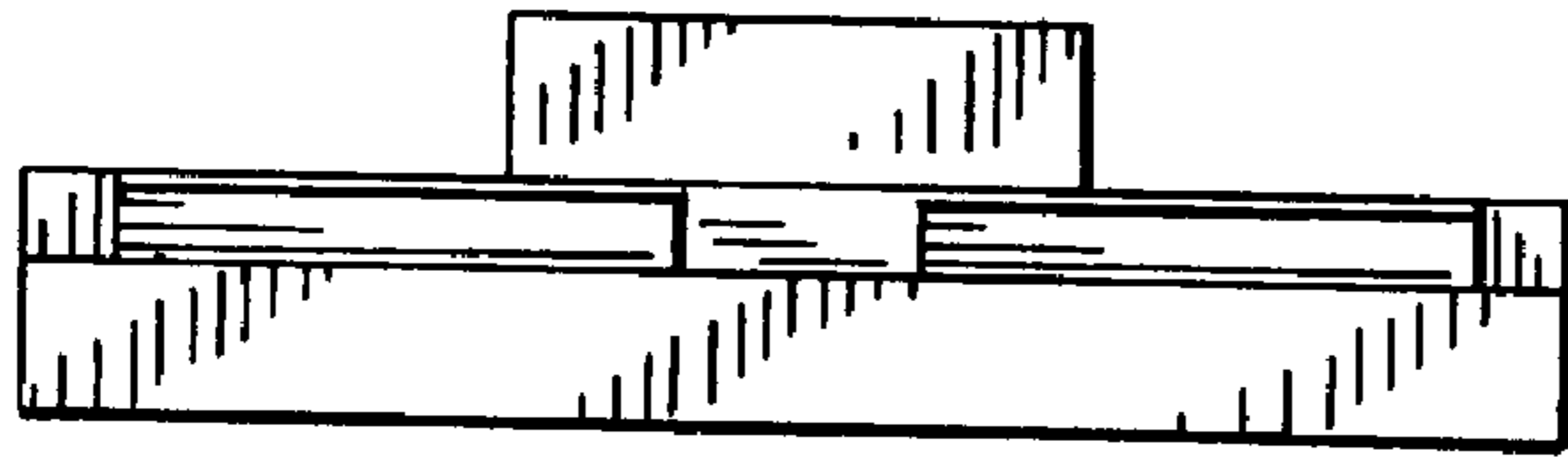


FIG. 3

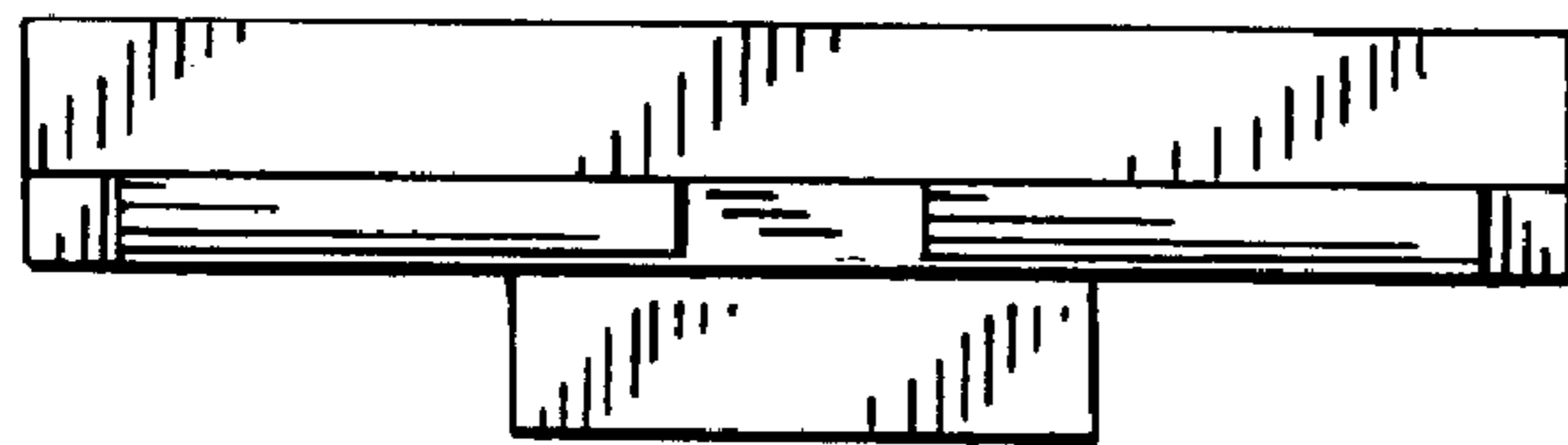


FIG. 4

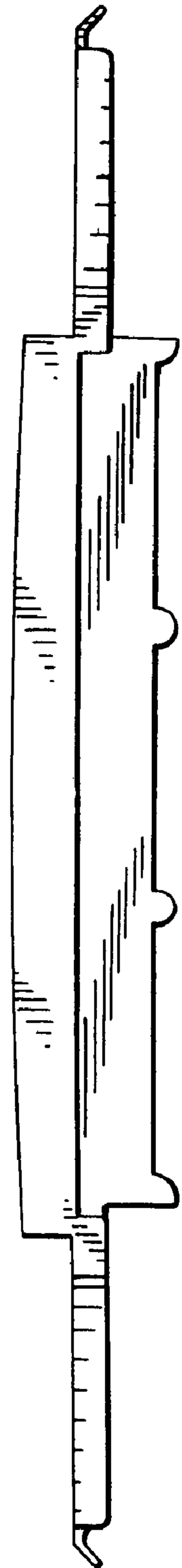


FIG. 5