



US00D532672S

(12) **United States Design Patent**  
**Steiner**

(10) **Patent No.:** **US D532,672 S**

(45) **Date of Patent:** **\*\* Nov. 28, 2006**

(54) **TOOL HANDLES**

(75) Inventor: **Richard A. Steiner**, East Haddam, CT  
(US)

(73) Assignee: **Rostra Tool Company**, Branford, CT  
(US)

(\*\*) Term: **14 Years**

(21) Appl. No.: **29/229,984**

(22) Filed: **May 16, 2005**

(51) **LOC (8) Cl.** ..... **08-04**

(52) **U.S. Cl.** ..... **D8/107; D8/52**

(58) **Field of Classification Search** ..... D8/82-87,  
D8/107, 300-303, 52-58; D7/394-395, 649;  
81/177.1-177.7, 436, 439-440, 489, 417;  
16/110.1, 421-422, 426-431

See application file for complete search history.

(56) **References Cited**

**U.S. PATENT DOCUMENTS**

- D352,436 S \* 11/1994 Abel ..... D8/52
- D386,054 S \* 11/1997 Litton ..... D8/52
- D396,615 S \* 8/1998 Spear et al. .... D8/5
- D400,070 S \* 10/1998 Valdivia ..... D8/52

- D494,439 S \* 8/2004 Levine et al. .... D8/107
- 6,776,073 B1 \* 8/2004 Brady et al. .... 81/427.5
- 6,877,405 B1 \* 4/2005 Brady et al. .... 81/427.5

\* cited by examiner

*Primary Examiner*—Pamela J. Burgess

(74) *Attorney, Agent, or Firm*—John H. Crozier

(57) **CLAIM**

The ornamental design for tool handles, as shown and described.

**DESCRIPTION**

FIG. 1 is a top/right/front perspective view of tool handles of my new design, it being understood that the matter shown in broken lines is for illustrative purposes only and forms no part of the claimed design;

FIG. 2 is an enlarged right side elevational view of one handle thereof, shown separately for clarify of disclosure; FIG. 3 is a left side elevational view of the handle opposite of FIG. 2, it being understood that the views shown of FIGS. 2 and 3 are mirror images of those shown in FIG. 1;

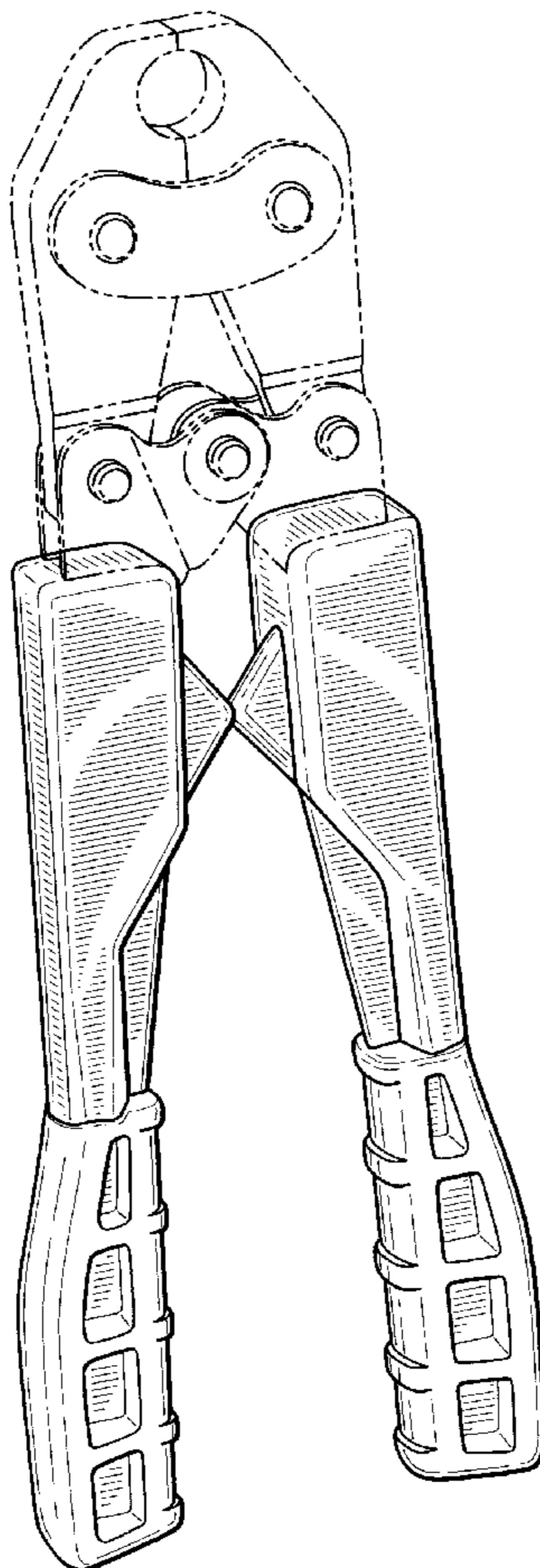
FIG. 4 is an outside elevational view thereof;

FIG. 5 is an inside elevational view thereof;

FIG. 6 is a top plan view thereof; and,

FIG. 7 is a bottom plan view thereof.

**1 Claim, 4 Drawing Sheets**



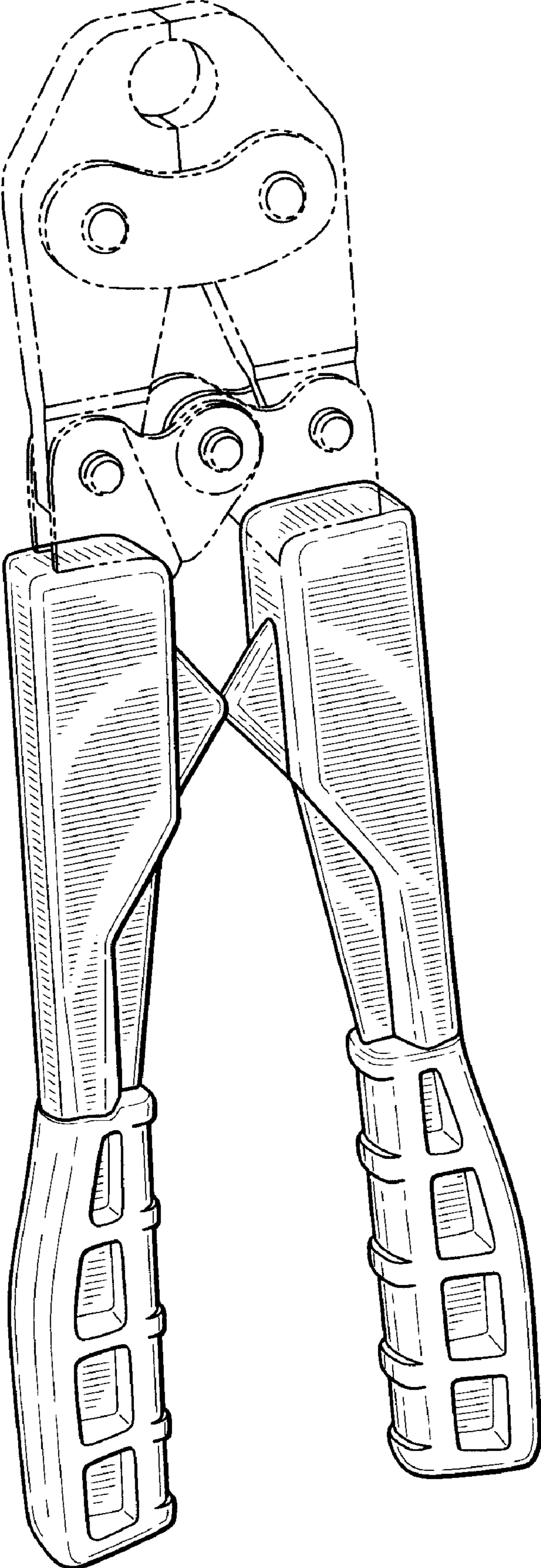


FIG. 1

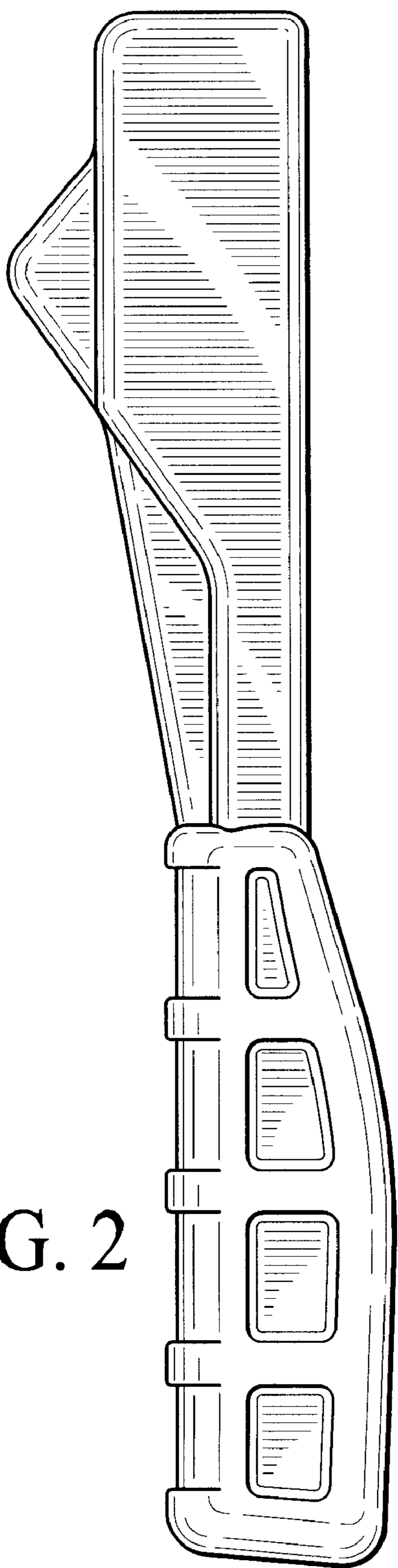


FIG. 2

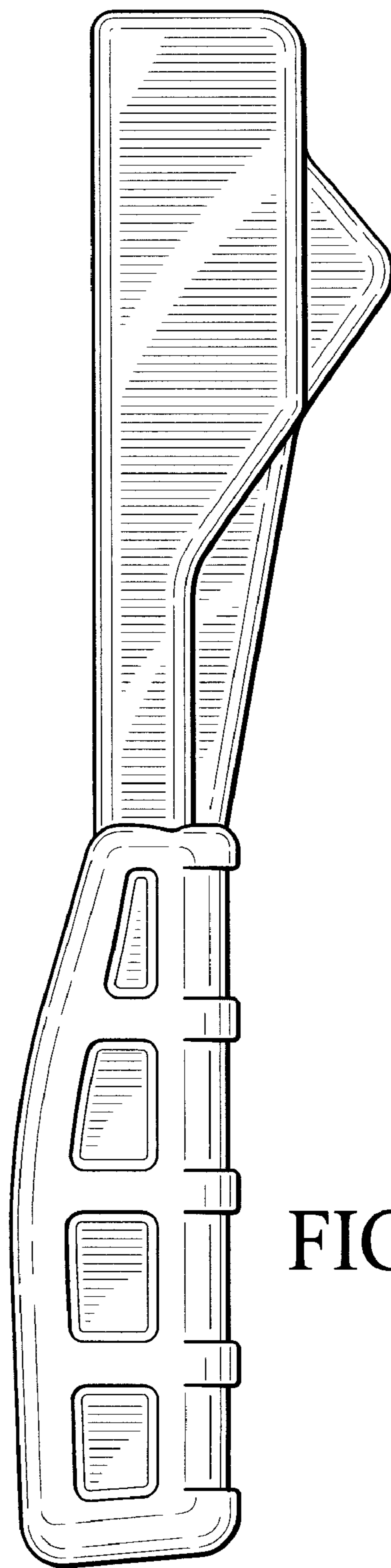


FIG. 3




FIG. 4

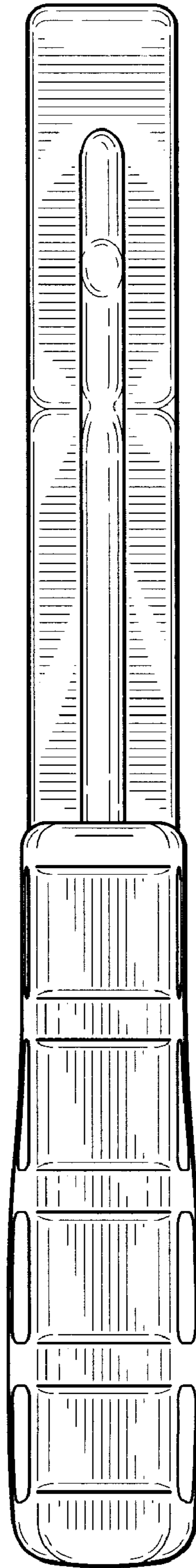


FIG. 5

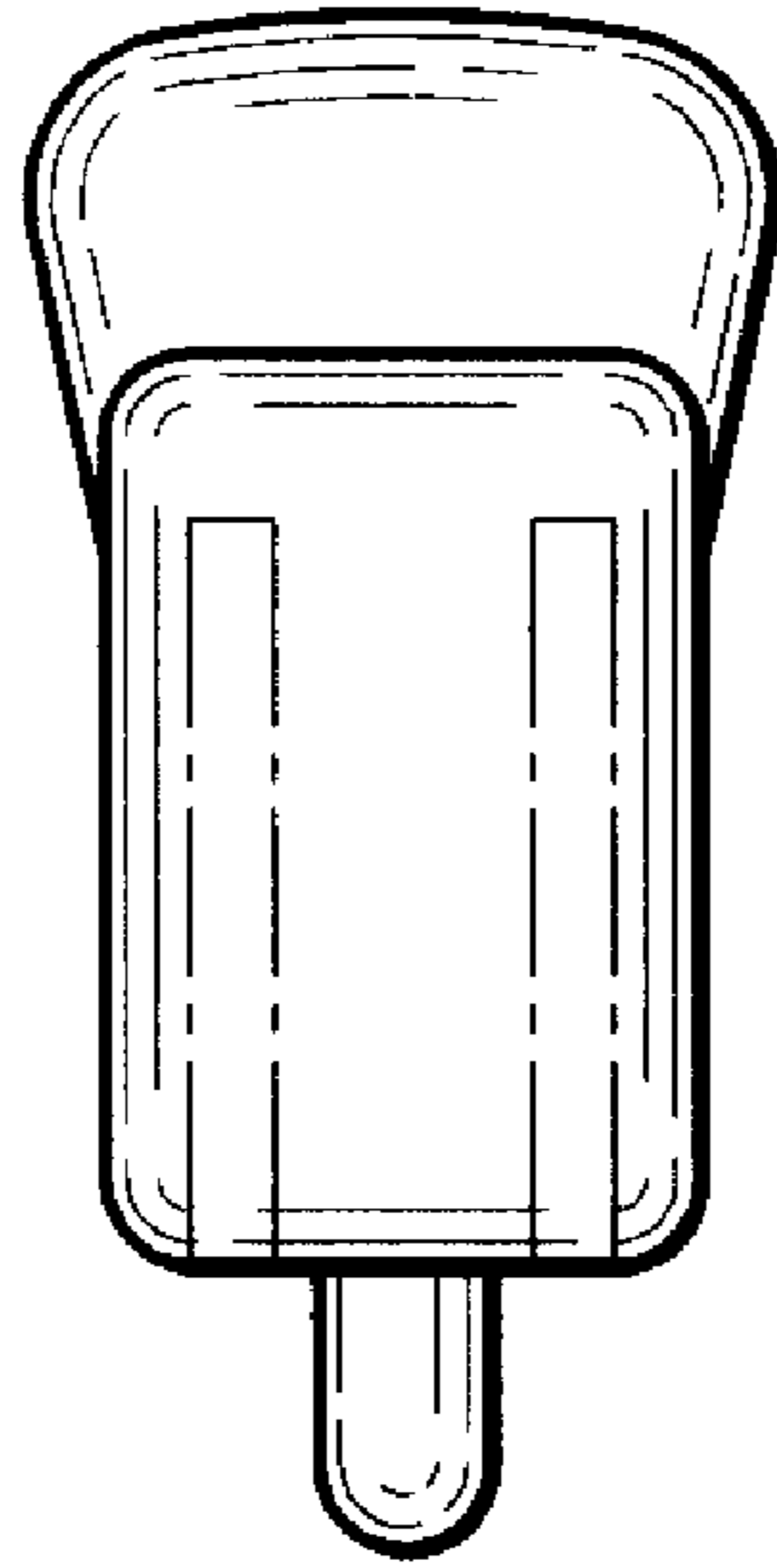


FIG. 6

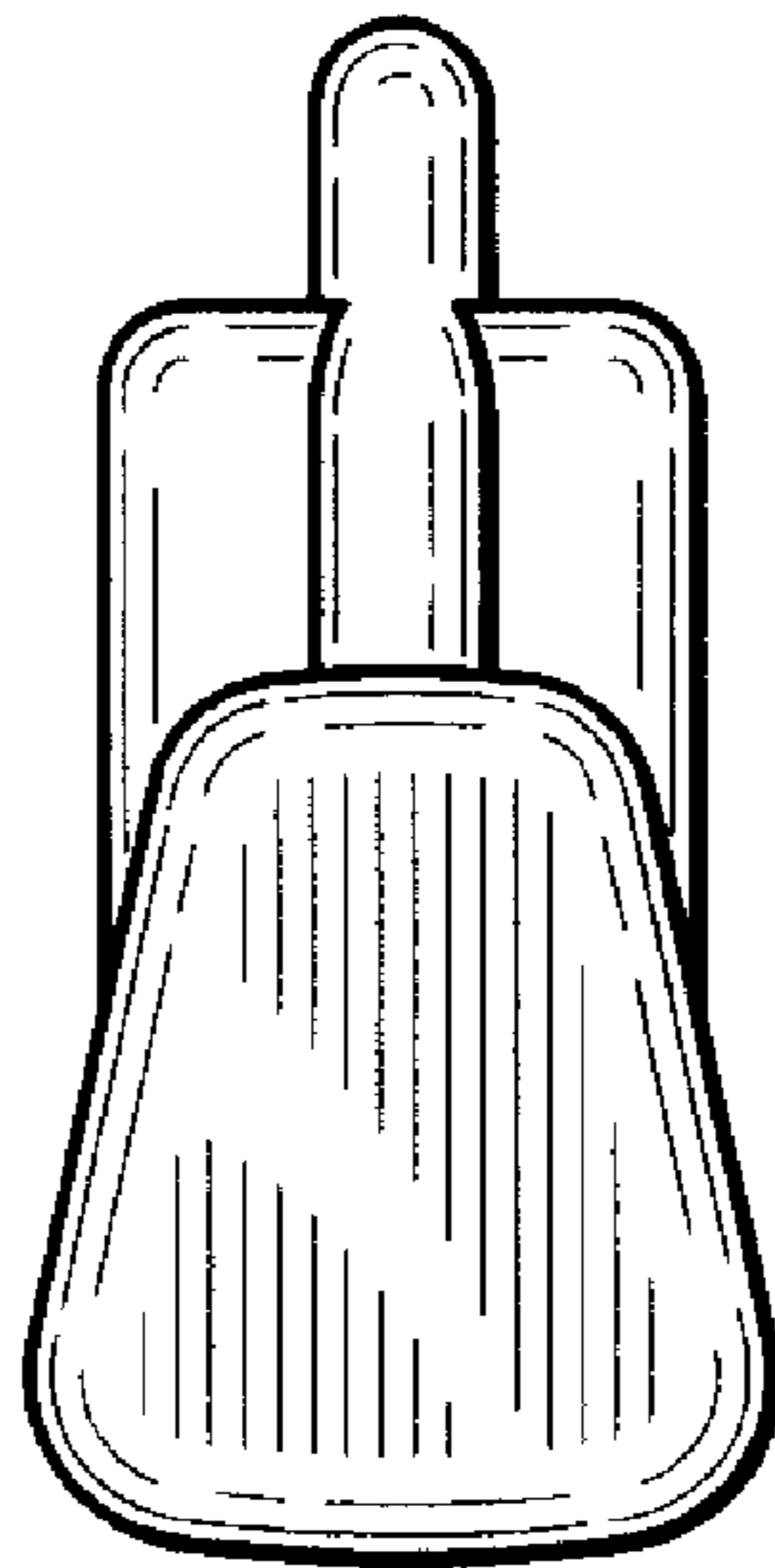


FIG. 7