



US00D532664S

(12) **United States Design Patent** (10) **Patent No.:** **US D532,664 S**
Wu (45) **Date of Patent:** **** Nov. 28, 2006**

(54) **JIG SAW**
(75) Inventor: **Shuming Wu**, Nanjing (CN)
(73) Assignee: **Nanjing Chervon Industry Co., Ltd.**,
Nanjing (CN)
(**) Term: **14 Years**

6,705,017 B1 * 3/2004 Ellis et al. 30/375
D519,014 S * 4/2006 Aglassinger D8/64
D519,346 S * 4/2006 Wu D8/64
D520,318 S * 5/2006 Waldron D8/64
D521,335 S * 5/2006 Parel et al. D8/64
D521,834 S * 5/2006 Andriolo et al. D8/64
2002/0124419 A1 * 9/2002 Hirabayashi 30/329
2003/0167641 A1 * 9/2003 Teng 30/337
2003/0196338 A1 * 10/2003 Eto et al. 30/392

(21) Appl. No.: **29/216,983**
(22) Filed: **Nov. 12, 2004**
(30) **Foreign Application Priority Data**
May 13, 2004 (CN) 2004 3 00185611

* cited by examiner

Primary Examiner—Cathron C. Brooks
Assistant Examiner—Austin Murphy
(74) *Attorney, Agent, or Firm*—Lowe Hauptman & Berner,
LLP.

(51) **LOC (8) Cl.** **08-03**
(52) **U.S. Cl.** **D8/64**
(58) **Field of Classification Search** D8/69,
D8/68, 67, 66, 64, 61; 83/747, 699.21; 310/50;
30/394, 393, 392, 391, 390, 377, 376; 173/217,
173/216
See application file for complete search history.

(57) **CLAIM**

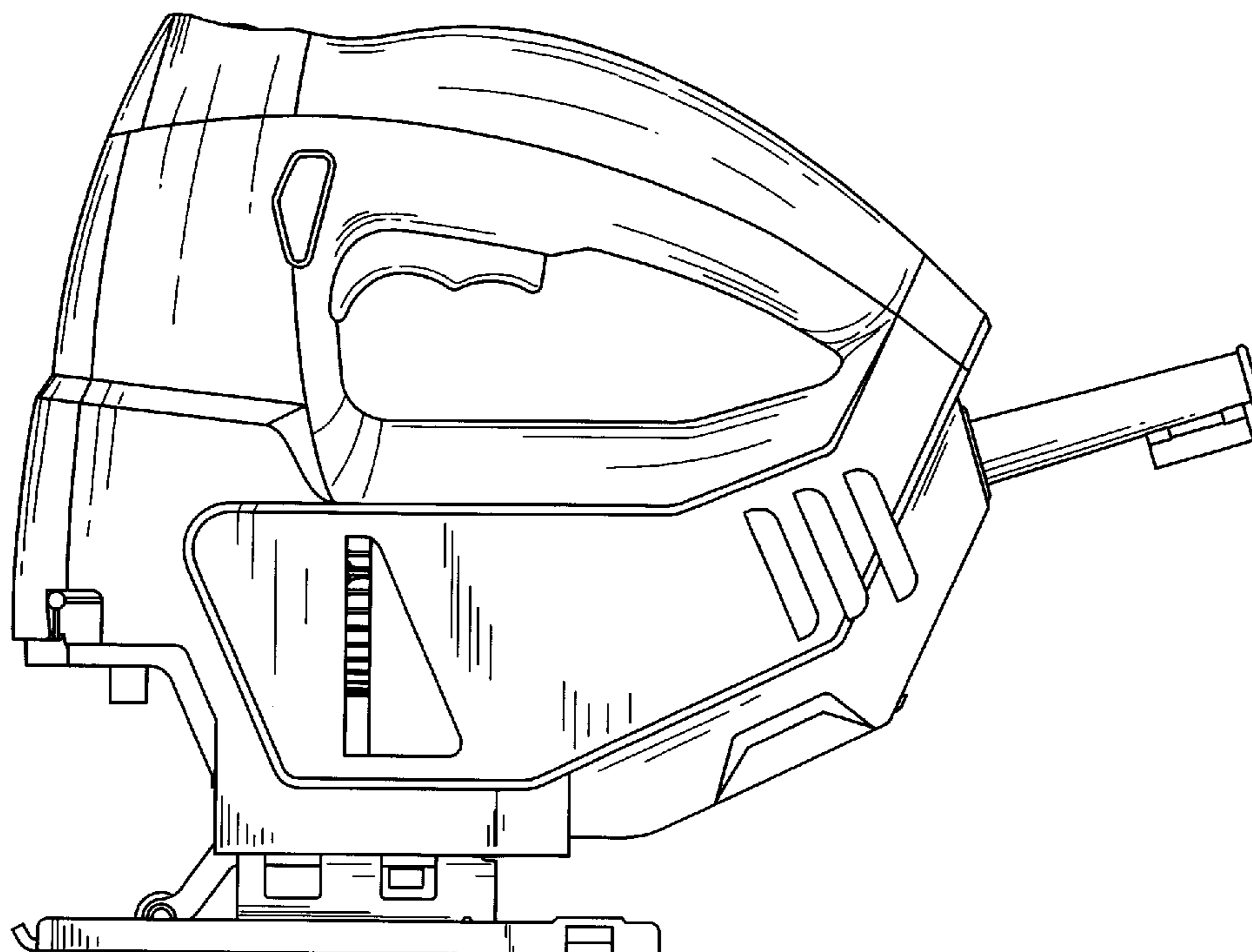
The ornamental design for a jig saw, as shown and described.

DESCRIPTION

FIG. 1 is a front elevational view of the design;
FIG. 2 is a rear elevational view of the jig saw in FIG. 1;
FIG. 3 is a left side elevational view of the jig saw in FIG. 1;
FIG. 4 is a right side elevational view of the jig saw in FIG. 1;
FIG. 5 is a bottom plan view of the jig saw in FIG. 1;
FIG. 6 is a top plan view of the jig saw in FIG. 1; and,
FIG. 7 is a perspective view of the jig saw of FIG. 1.

(56) **References Cited**
U.S. PATENT DOCUMENTS
D404,274 S * 1/1999 Ogasawara et al. D8/64
D451,356 S * 12/2001 Pretzell D8/64
D463,963 S * 10/2002 Metaxatos et al. D8/64
D474,384 S * 5/2003 Andriolo D8/64
D476,871 S * 7/2003 Santarsiero et al. D8/64
D484,381 S * 12/2003 Yamada et al. D8/64
D486,711 S * 2/2004 Tam et al. D8/64

1 Claim, 6 Drawing Sheets



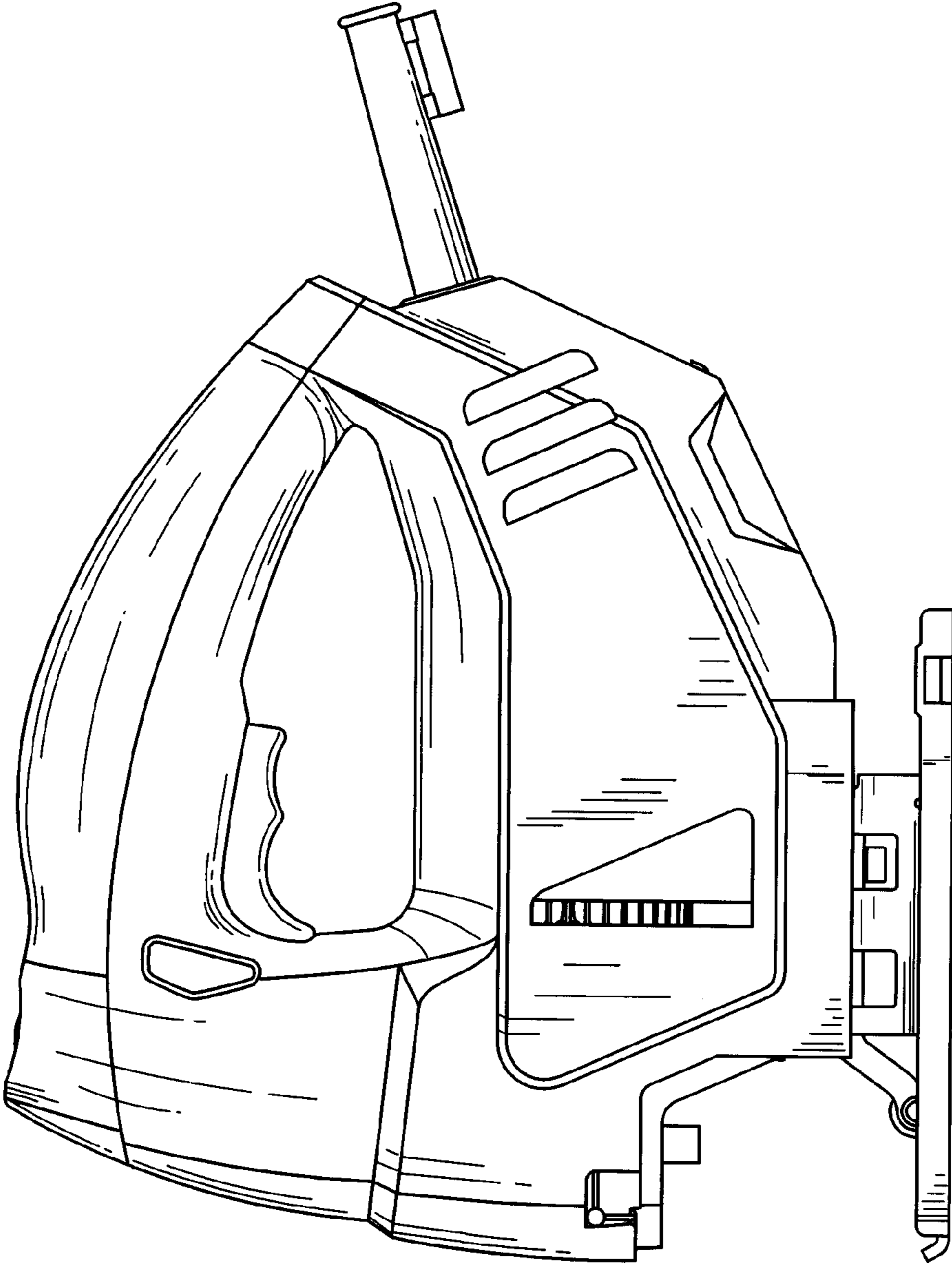


FIG. 1

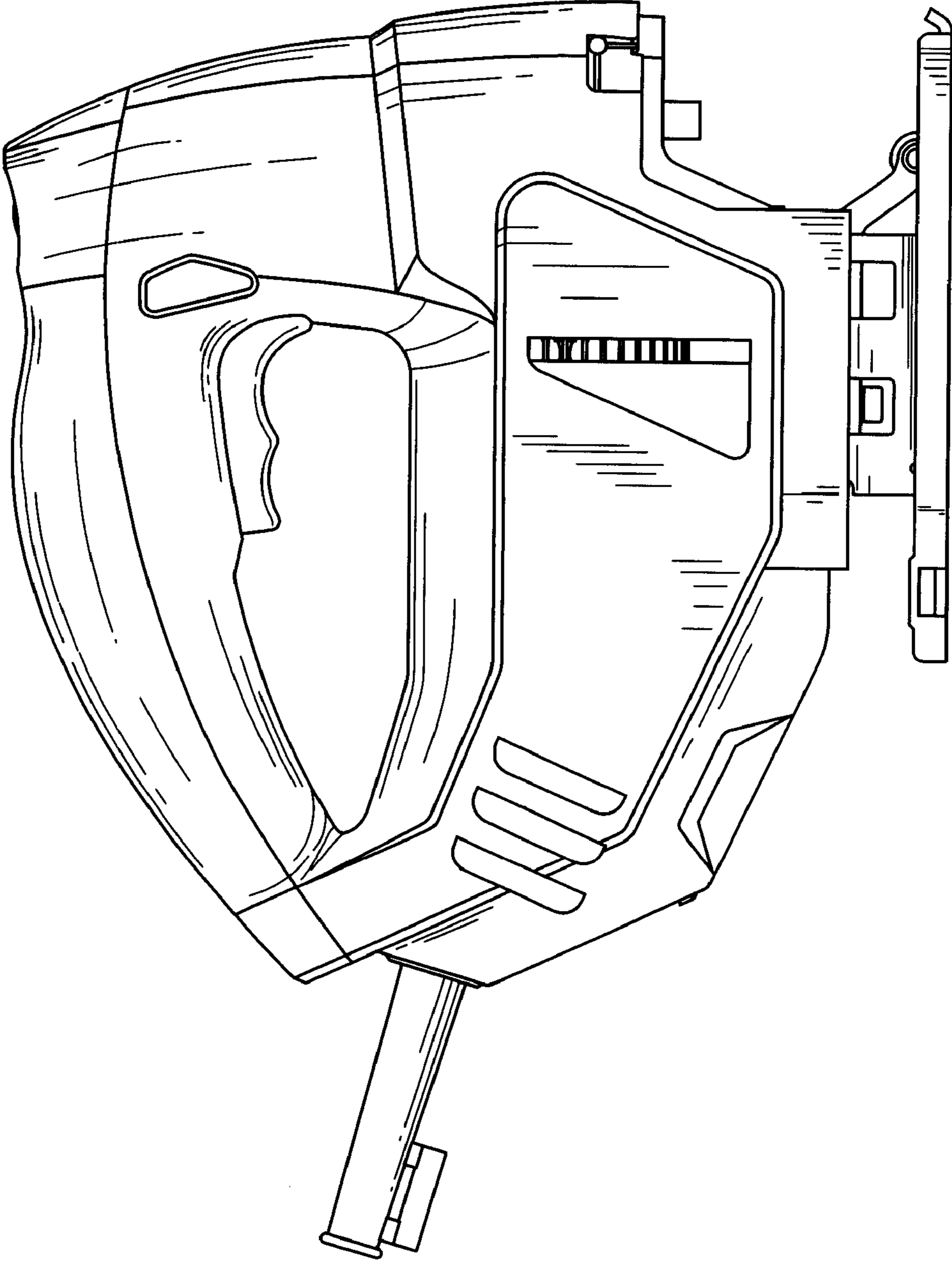


FIG. 2

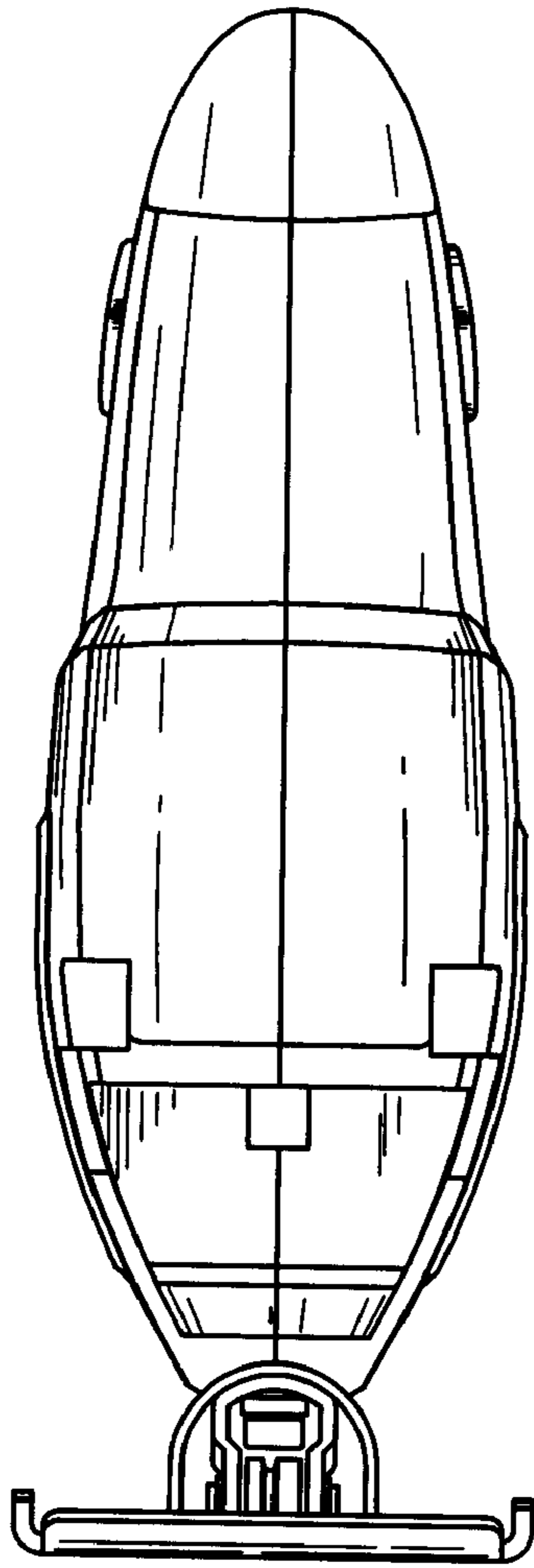


FIG. 3

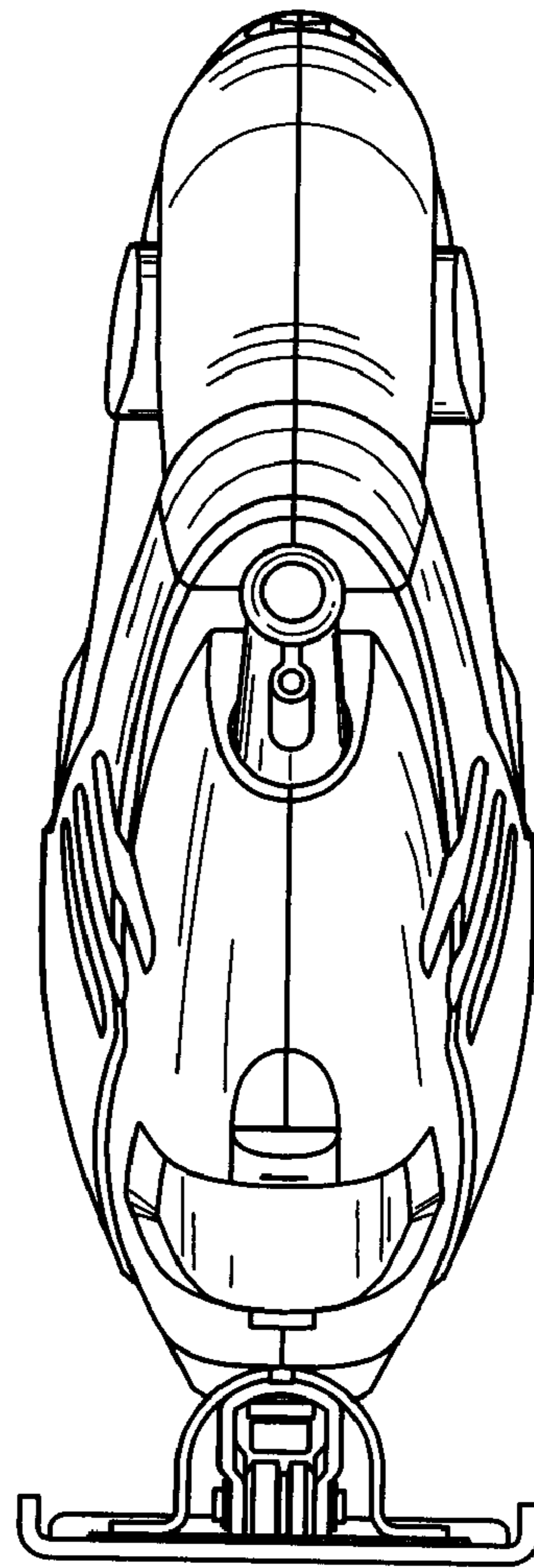


FIG. 4

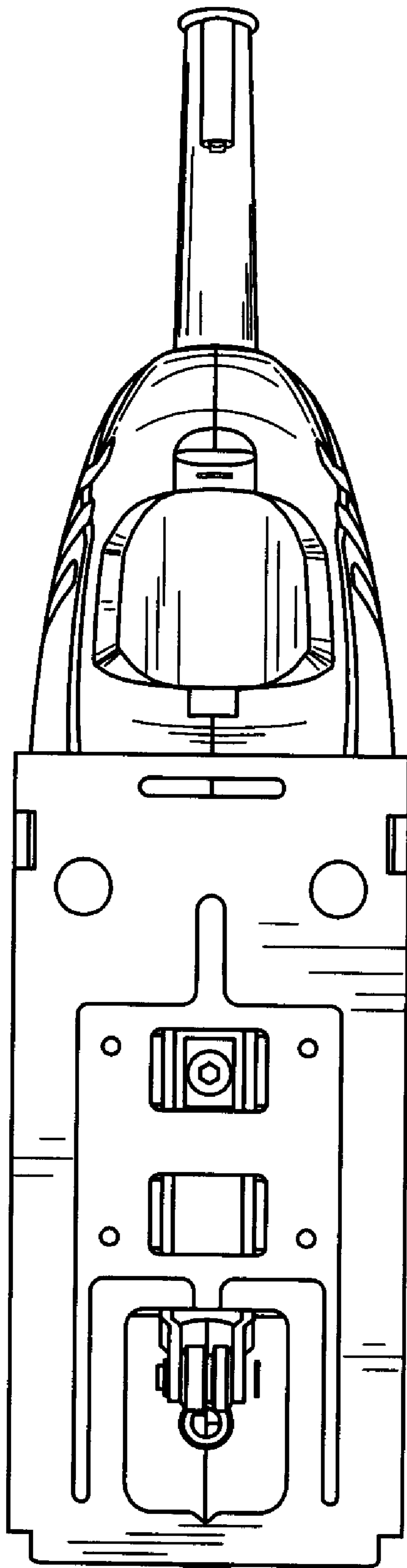


FIG. 5

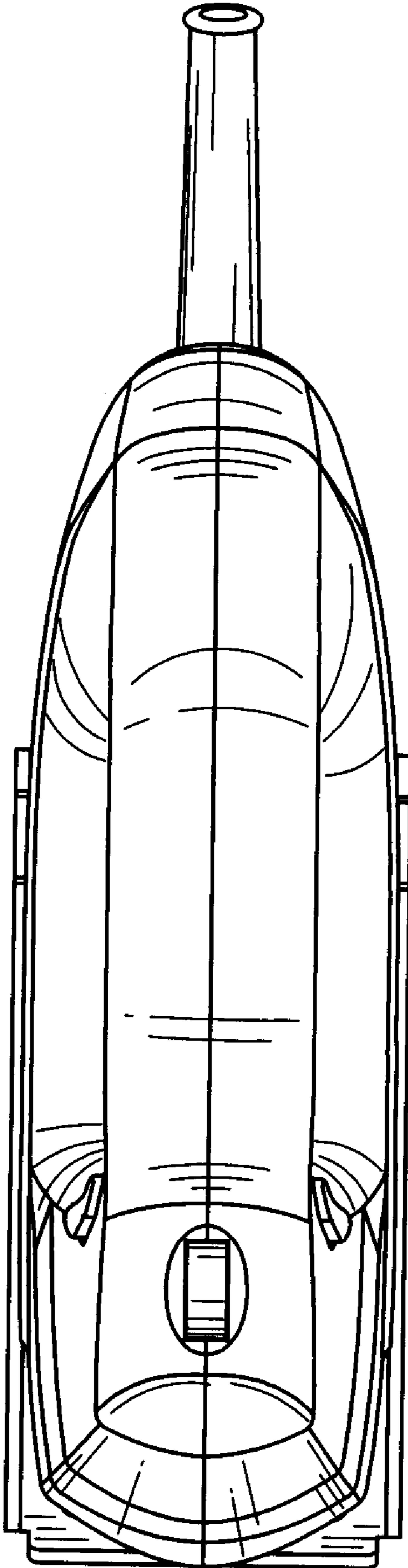


FIG. 6

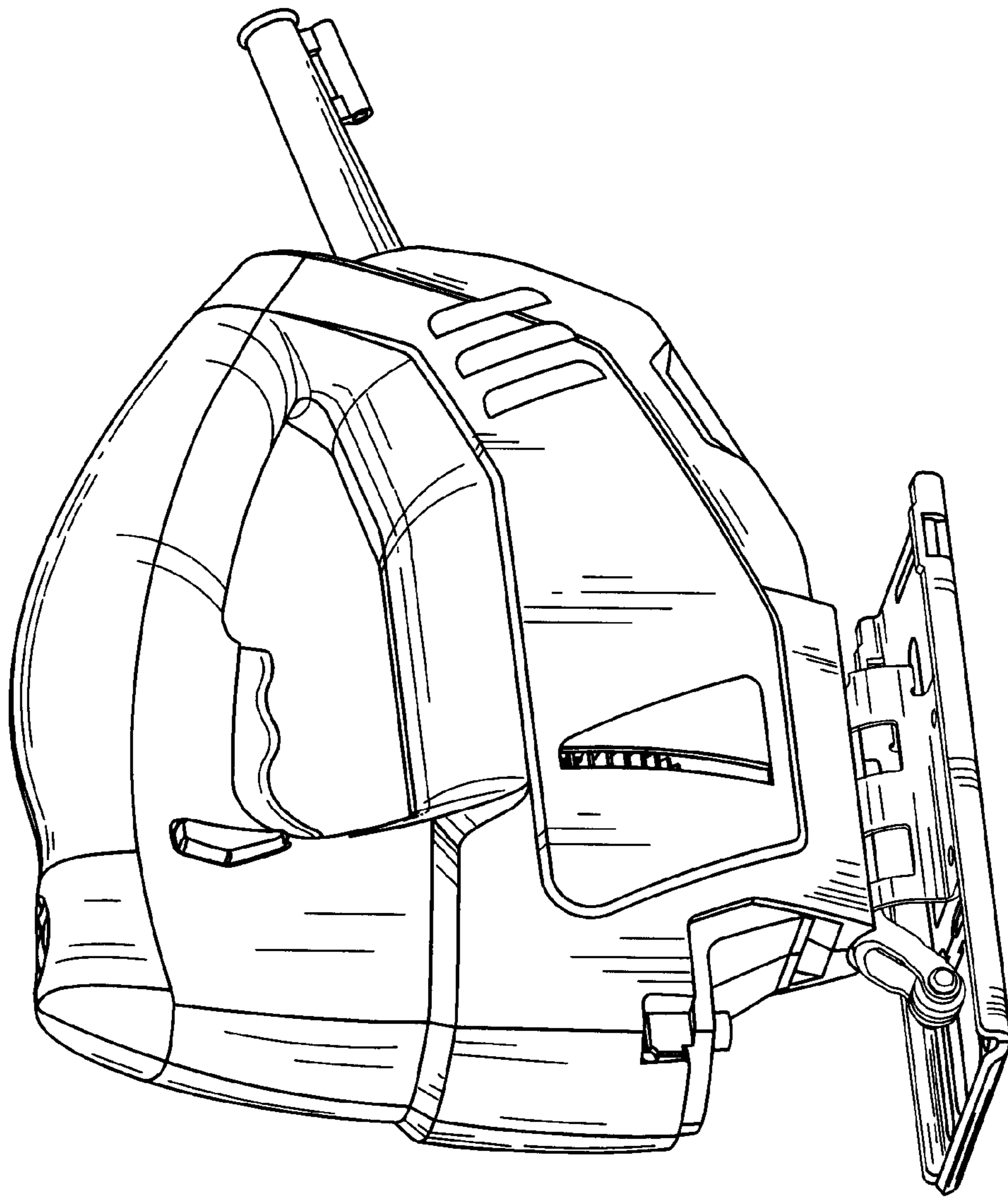


FIG. 7