



US00D532662S

(12) **United States Design Patent**  
**Chang**

(10) **Patent No.:** **US D532,662 S**

(45) **Date of Patent:** **\*\* Nov. 28, 2006**

(54) **TOOL HANDLE**

(76) Inventor: **Ming-Chi Chang**, 235 Chung-Ho Box  
8-24, Taipei (TW)

(\*\*) Term: **14 Years**

(21) Appl. No.: **29/243,363**

(22) Filed: **Nov. 25, 2005**

(51) **LOC (8) Cl.** ..... **08-04**

(52) **U.S. Cl.** ..... **D8/52; D8/58**

(58) **Field of Classification Search** ..... D8/82-87,  
D8/107, 300-303, 52-58; D7/394-395, 649;  
81/177.1-177.7, 436, 439-440, 489, 417;  
16/110.1, 421-422, 426-431

See application file for complete search history.

(56) **References Cited**

**U.S. PATENT DOCUMENTS**

- D262,090 S \* 12/1981 Wahlberg ..... D8/58
- D386,054 S \* 11/1997 Litton ..... D8/52
- 6,134,994 A \* 10/2000 Gomas ..... 81/427.5
- 6,374,496 B1 \* 4/2002 Hsu ..... 30/162
- D484,771 S \* 1/2004 Panosian ..... D8/107
- 6,742,496 B1 \* 6/2004 Hattori et al. .... 123/337

- D494,040 S \* 8/2004 Phillips ..... D8/107
- D494,439 S \* 8/2004 Levine et al. .... D8/107
- 6,877,405 B1 \* 4/2005 Brady et al. .... 81/427.5

\* cited by examiner

*Primary Examiner*—Pamela J. Burgess

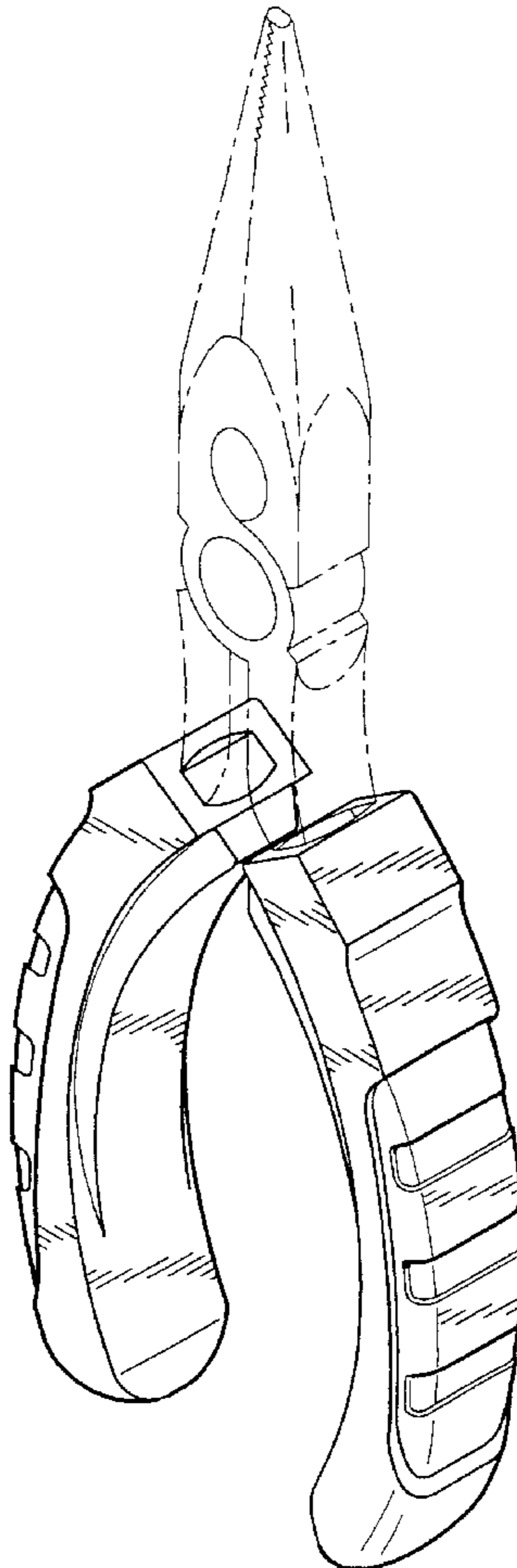
(57) **CLAIM**

The ornamental design for a tool handle, as shown and described.

**DESCRIPTION**

FIG. 1 is a perspective view of a tool handle showing my new design;  
 FIG. 2 is a front elevational view thereof;  
 FIG. 3 is a rear elevational view thereof;  
 FIG. 4 is a left side view thereof;  
 FIG. 5 is a right side view thereof;  
 FIG. 6 is a top plan view thereof; and  
 FIG. 7 is a bottom plan view thereof; and,  
 FIG. 8 is a perspective view thereof, with a duplicate tool handle showing the application of the present invention, the broken lines are for illustrative purposes only and form no part of the claimed design.

**1 Claim, 5 Drawing Sheets**



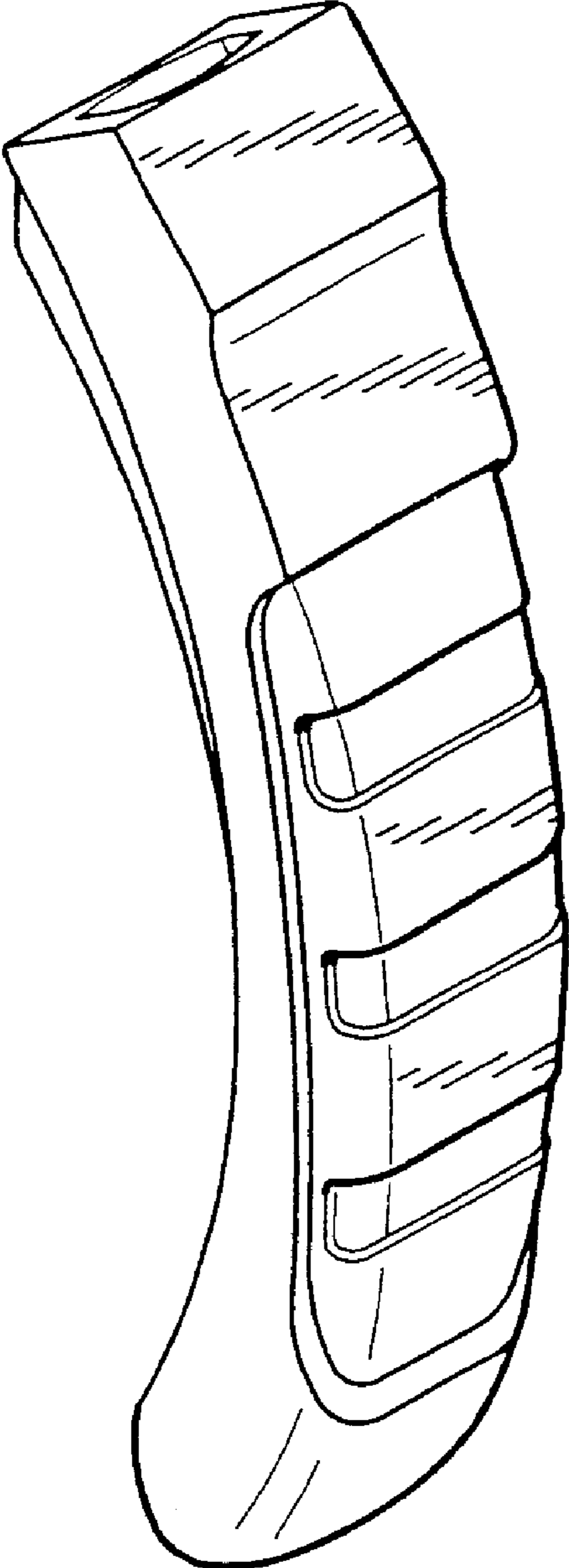


FIG. 1

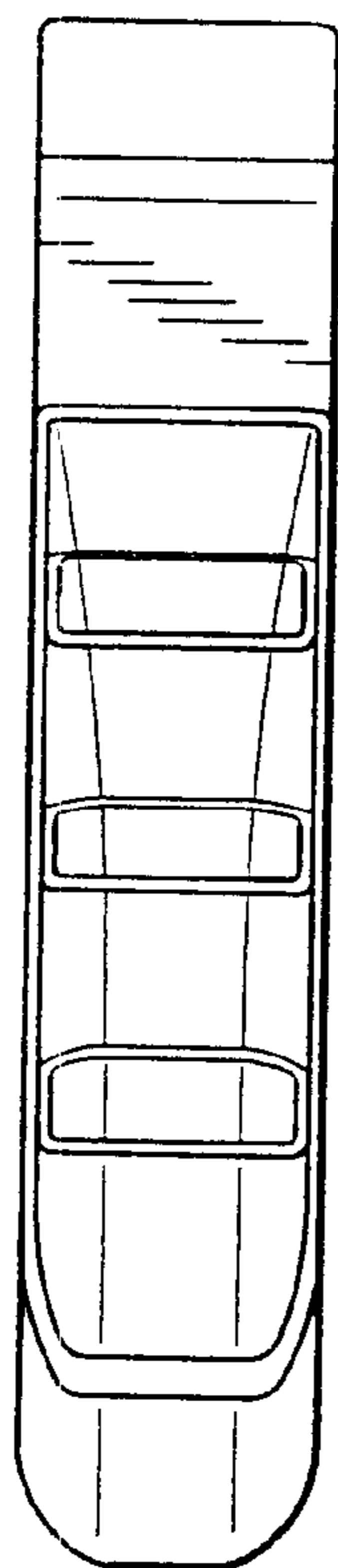


FIG. 2




FIG. 3

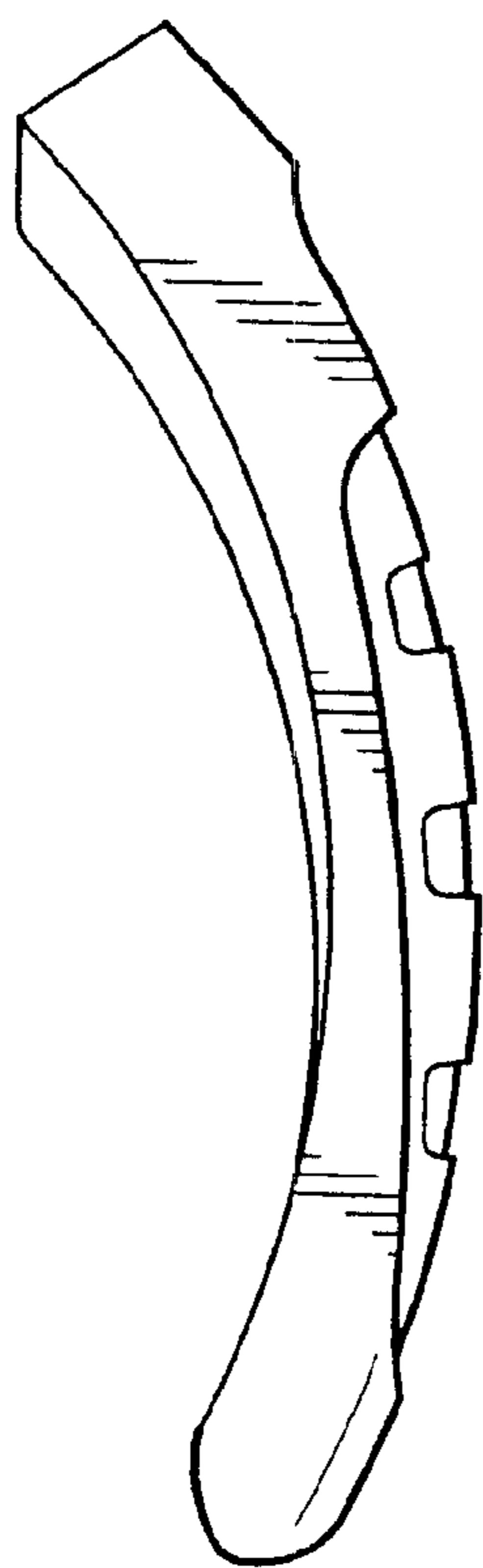


FIG. 4

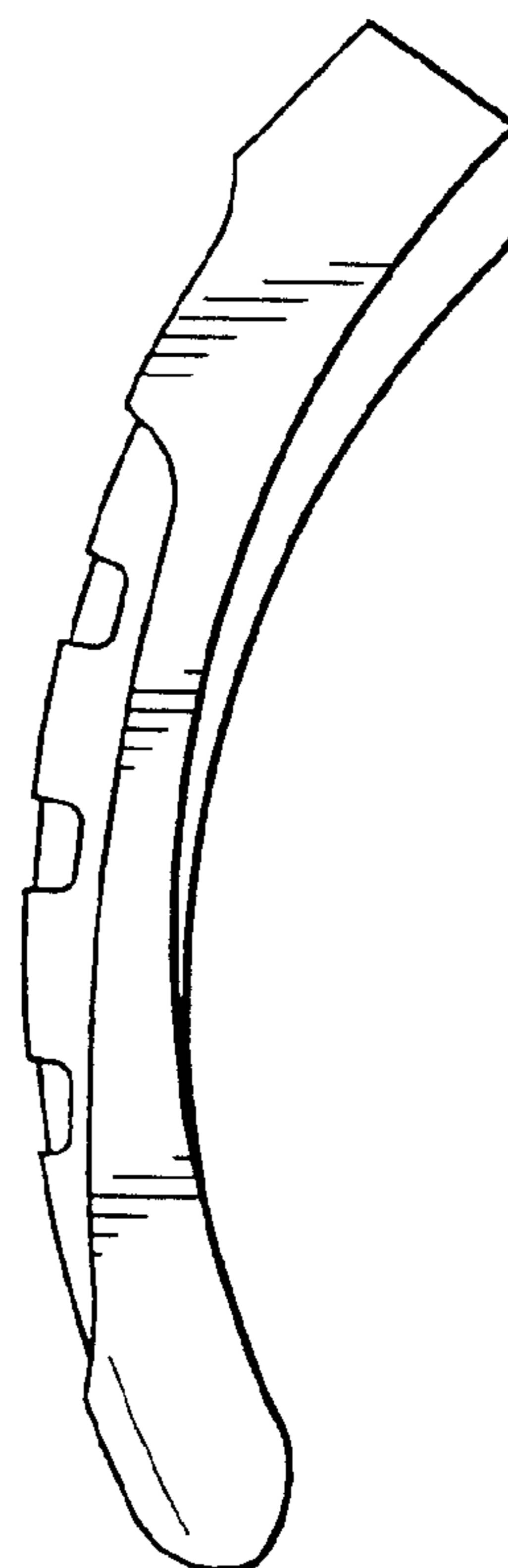


FIG. 5

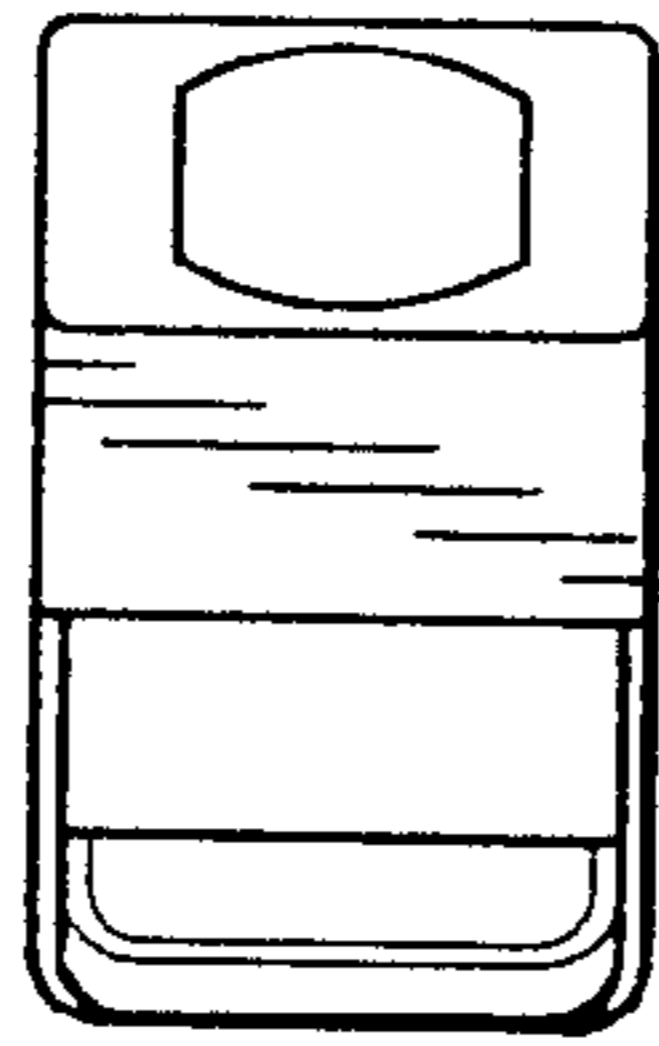


FIG. 6

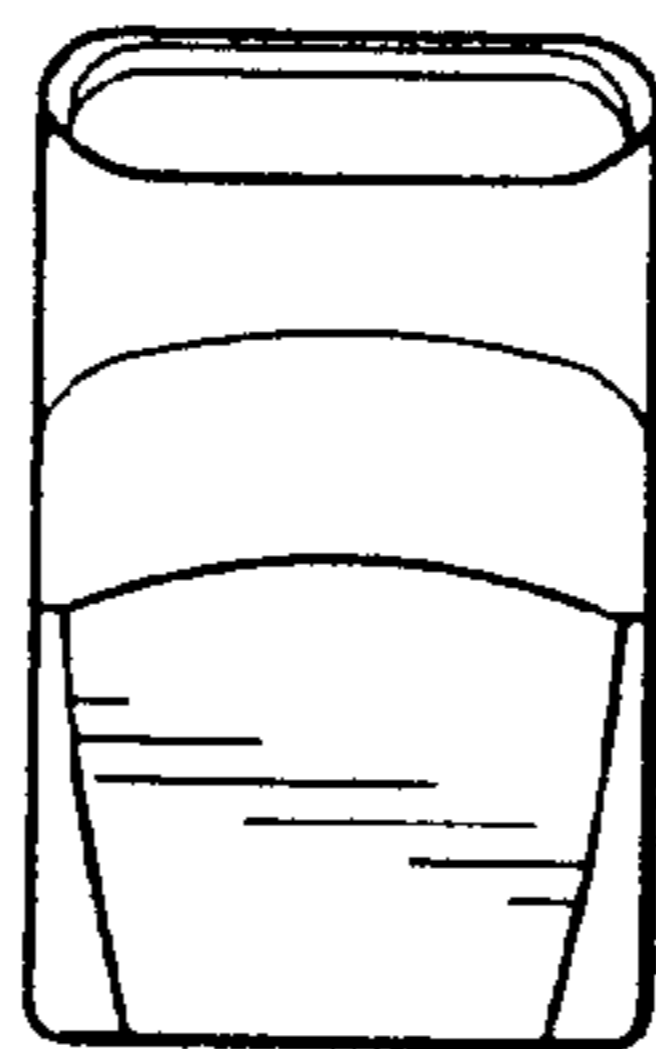


FIG. 7

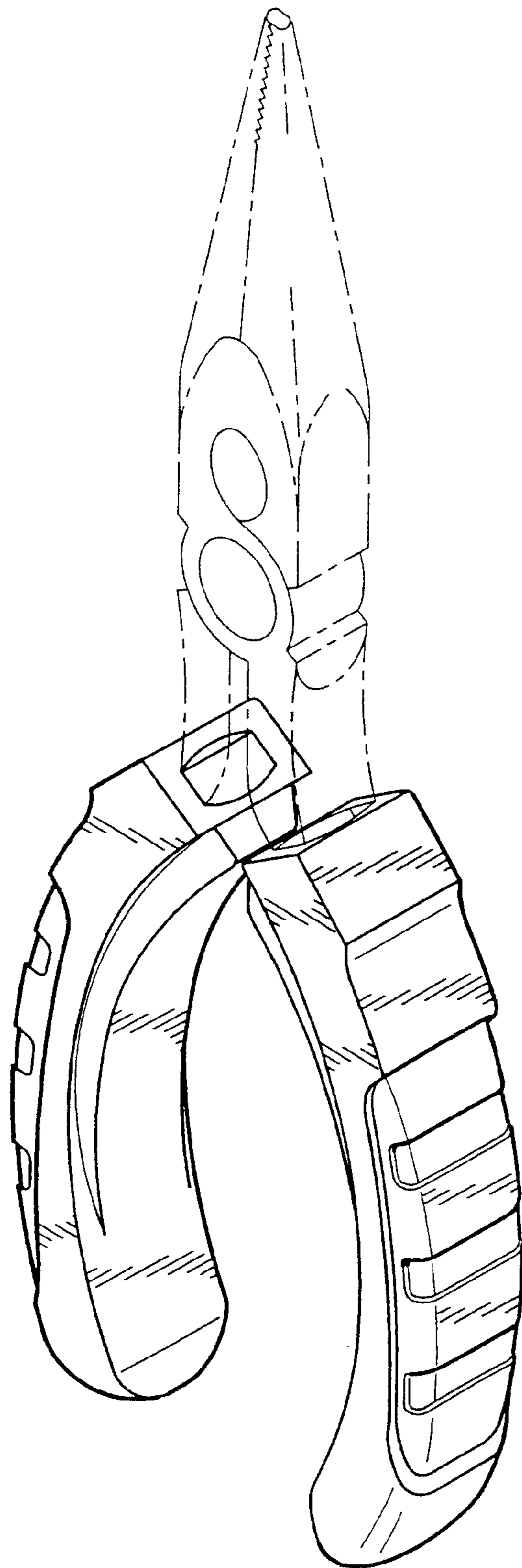


FIG. 8