



US00D532640S

(12) **United States Design Patent**
Pressler

(10) **Patent No.:** **US D532,640 S**

(45) **Date of Patent:** **** Nov. 28, 2006**

(54) **RECTANGULAR PILLOW WITH ROUNDED EDGES**

(76) **Inventor:** **Noah S. Pressler**, 161 Brayton St., Englewood, NJ (US) 07631

(**) **Term:** **14 Years**

(21) **Appl. No.:** **29/212,768**

(22) **Filed:** **Sep. 8, 2004**

(51) **LOC (8) Cl.** **06-09**

(52) **U.S. Cl.** **D6/601**

(58) **Field of Classification Search** D6/595, D6/596, 601, 604, 611, 613; 5/420, 640, 5/502, 653; D28/7, 8; D5/53, 57, 63; 219/552; 428/13, 71, 101; 15/209, 209.1, 229.14, 118; 401/201, 261; 451/526; 206/234; 606/151; D24/183; D21/440

See application file for complete search history.

(56) **References Cited**

U.S. PATENT DOCUMENTS

636,267 A	11/1899	Levy	
D55,474 S	6/1920	Koon	
1,565,775 A	12/1925	Bash	
1,654,161 A	12/1927	Diaz et al.	
1,754,090 A	4/1930	Friedberg	
1,826,304 A	10/1931	Diehl	
1,873,030 A *	8/1932	Quinn	15/229.14
1,975,260 A	10/1934	Englander	
D95,801 S	6/1935	Burkhart	
2,121,701 A	6/1938	Landers	
2,382,169 A	8/1945	Pena	
2,695,704 A	11/1954	McGredy	
2,932,839 A *	4/1960	Flanigan et al.	401/201
3,038,187 A	6/1962	Nathanson	
3,284,963 A	11/1966	Lanham et al.	
3,362,032 A *	1/1968	Summers	428/101
3,431,689 A *	3/1969	Schnabel	451/532

4,015,306 A	4/1977	Fenster	
4,510,641 A	4/1985	Morris	
4,588,400 A *	5/1986	Ring et al.	604/304
4,917,134 A	4/1990	Simonzi	
4,943,286 A *	7/1990	Armstead	604/358
5,047,267 A *	9/1991	Pantaleo et al.	428/13
D345,879 S *	4/1994	Garanin	D6/601
5,713,842 A	2/1998	Kay	
5,896,603 A *	4/1999	Cooper	5/653
D416,327 S	11/1999	Kugel	
6,283,664 B1	9/2001	Gueret	
D451,197 S *	11/2001	Jefferson	D24/183
6,420,332 B1	7/2002	Simpson	
D466,353 S *	12/2002	Marks et al.	D6/601
6,618,881 B1 *	9/2003	Hart et al.	5/502
D490,566 S	5/2004	Bergquist et al.	
6,753,306 B1	6/2004	Simpson	
D492,816 S	7/2004	Bergquist et al.	
2003/0028985 A1 *	2/2003	Prodoehl et al.	15/118
2003/0104036 A1	6/2003	Gregoire	

* cited by examiner

Primary Examiner—Robert M. Spear

Assistant Examiner—Mary Ann Calabrese

(74) *Attorney, Agent, or Firm*—Weingram & Associates, PC

(57) **CLAIM**

I claim the ornamental design for rectangular pillow with rounded edges, as shown and described.

DESCRIPTION

FIG. 1 is a top perspective view of the present invention.

FIG. 2 is a top plan view of FIG. 1.

FIG. 3 is a bottom plan view of FIG. 1.

FIG. 4 is a right elevational view, which is a mirror image of the left elevational view of FIG. 1; and,

FIG. 5 is a front elevational view, which is a mirror image of the rear elevational view of FIG. 1.

1 Claim, 3 Drawing Sheets

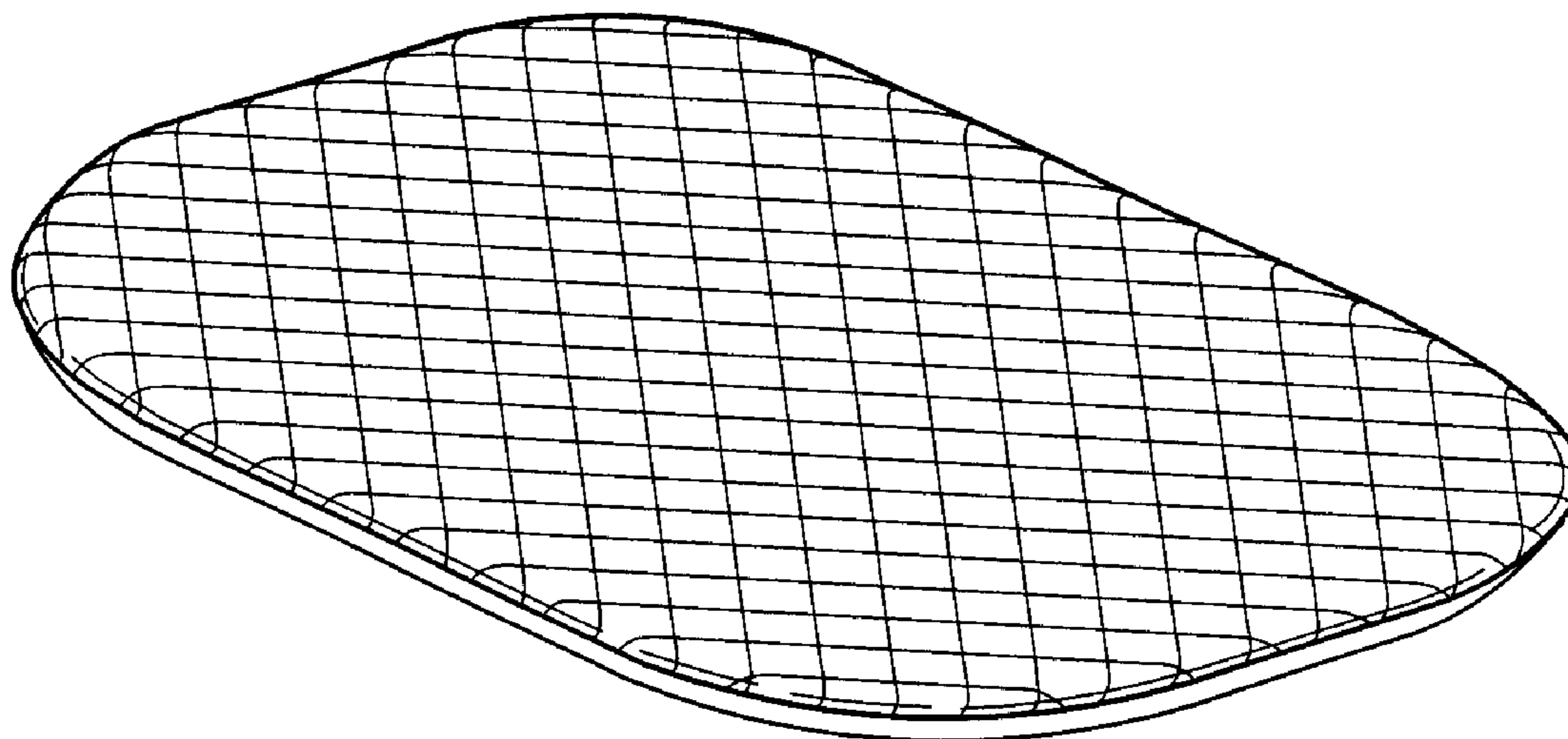


FIG. 1

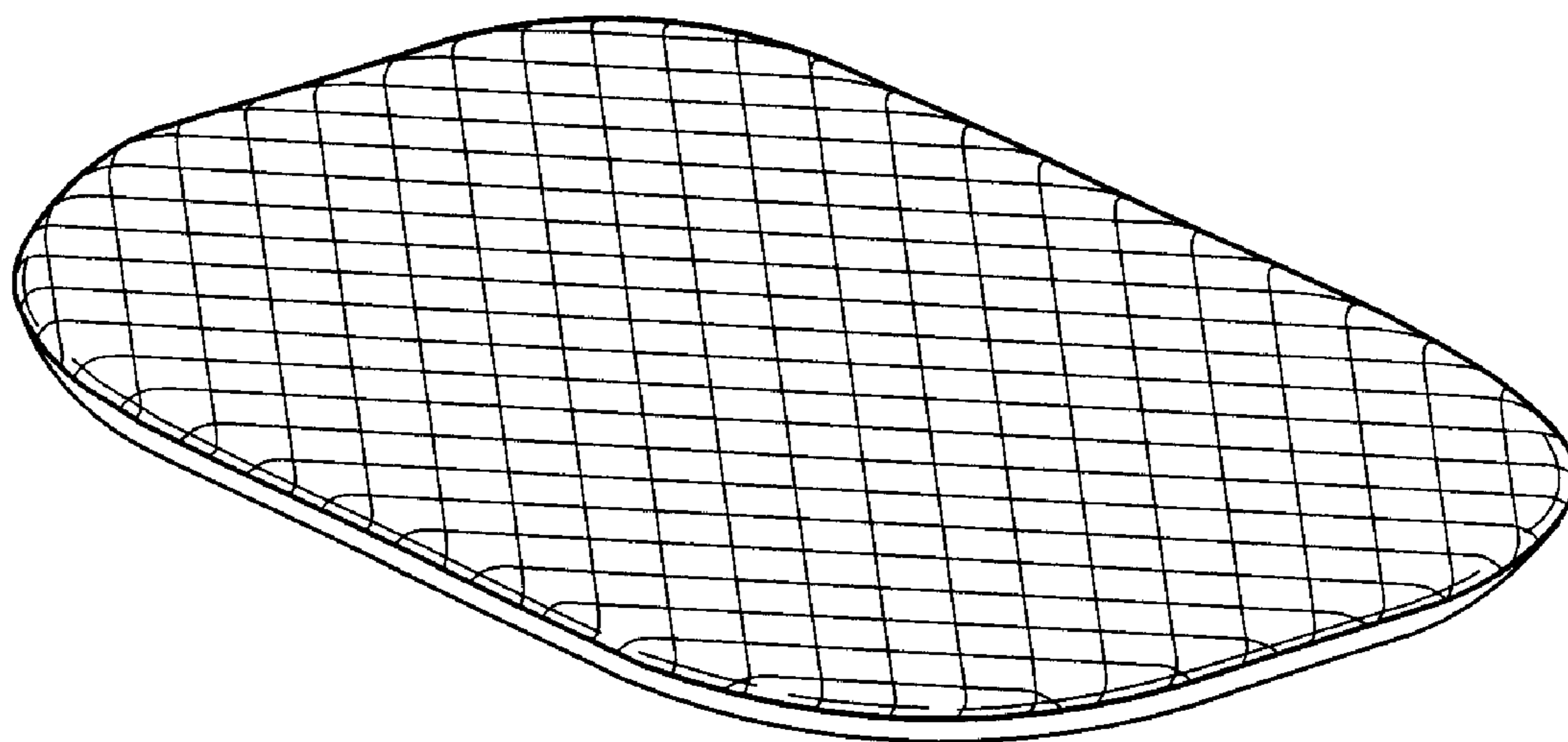


FIG. 2




FIG. 3




FIG. 4



FIG. 5

