



US00D532627S

(12) **United States Design Patent**  
**Nowotarski et al.**

(10) **Patent No.:** **US D532,627 S**

(45) **Date of Patent:** **\*\* Nov. 28, 2006**

(54) **CABINET**

(75) Inventors: **Mark Alan Nowotarski**, Maumee, OH (US); **Neil Patrick Lynch**, Jasper, IN (US); **John B. Rose, II**, Huntingburg, IN (US); **David R. Hagopian**, Deerfield, IL (US); **Janelle Lynn Schmitt**, Jasper, IN (US); **Crandall Jay Gingerich**, Arthur, IL (US); **Judith Ann Sonderman**, Jasper, IN (US); **Tara Brames Eckman**, Jasper, IN (US); **Lee Richard Huther**, Jasper, IN (US)

(73) Assignee: **Master Brand Cabinets**, Jasper, IN (US)

(\*\*) Term: **14 Years**

(21) Appl. No.: **29/259,281**

(22) Filed: **May 5, 2006**

**Related U.S. Application Data**

(62) Division of application No. 29/237,988, filed on Sep. 9, 2005.

(51) **LOC (8) Cl.** ..... **06-04**

(52) **U.S. Cl.** ..... **D6/446**

(58) **Field of Classification Search** ..... D6/396, D6/397, 402, 432, 436, 446, 468, 470, 472, D6/476; 211/13.1, 85.1, 85.3, 85.4; 312/114, 312/118, 119, 204, 249.9, 321.5  
See application file for complete search history.

(56) **References Cited**

**U.S. PATENT DOCUMENTS**

3,023,068 A 2/1962 Haag  
4,396,240 A 8/1983 Henson  
4,669,790 A 6/1987 Briggs  
D306,665 S 3/1990 Wright

D416,708 S 11/1999 Walker et al.  
D419,353 S 1/2000 Kato  
D423,817 S 5/2000 Holcomb et al.  
D423,818 S 5/2000 Holcomb et al.  
D426,981 S 6/2000 Winter et al.  
D427,469 S 7/2000 Thurston-Chartraw et al.  
D427,807 S 7/2000 Holcomb et al.  
6,099,096 A 8/2000 Lambright  
D457,704 S 5/2002 Fiscus et al.  
D461,972 S 8/2002 Everett  
D464,823 S 10/2002 Malone  
D465,944 S 11/2002 Jackson  
D480,894 S 10/2003 Groves  
D484,724 S 1/2004 Rodon et al.  
D489,858 S 5/2004 Hay et al.  
D491,744 S 6/2004 Harwanko  
D491,746 S 6/2004 Harwanko  
D495,898 S 9/2004 Walker  
D497,272 S 10/2004 Schultz  
D497,505 S 10/2004 Harwanko  
D498,086 S 11/2004 Harwanko  
D501,736 S 2/2005 Kirkpatrick

*Primary Examiner*—Cathron C. Brooks

(74) *Attorney, Agent, or Firm*—Calfee, Halter, & Griswold LLP


(57) **CLAIM**

We claim the ornamental design for a cabinet, as shown and described.

**DESCRIPTION**

FIG. 1 is a perspective view of the cabinet;  
FIG. 2 is a side view of the cabinet of FIG. 1, the other side view being a mirror image;  
FIG. 3 is a front view of the cabinet of FIG. 1;  
FIG. 4 is a back view of the cabinet of FIG. 1;  
FIG. 5 is a top view of the cabinet of FIG. 1;  
FIG. 6 is a bottom view of the cabinet of FIG. 1; and,  
FIG. 7 is a perspective view of the cabinet of FIG. 1, wherein the drawers are extended.

**1 Claim, 4 Drawing Sheets**



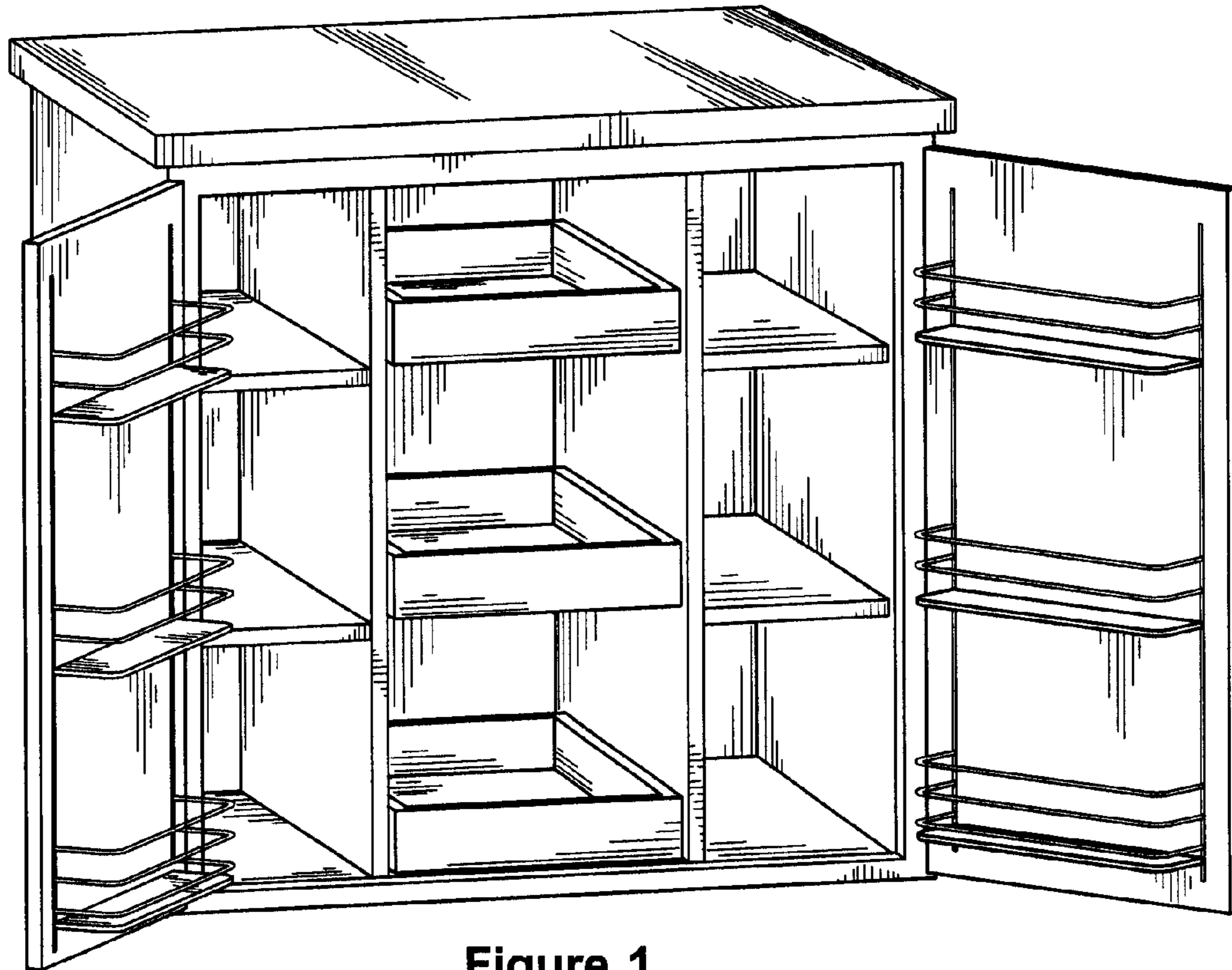


Figure 1

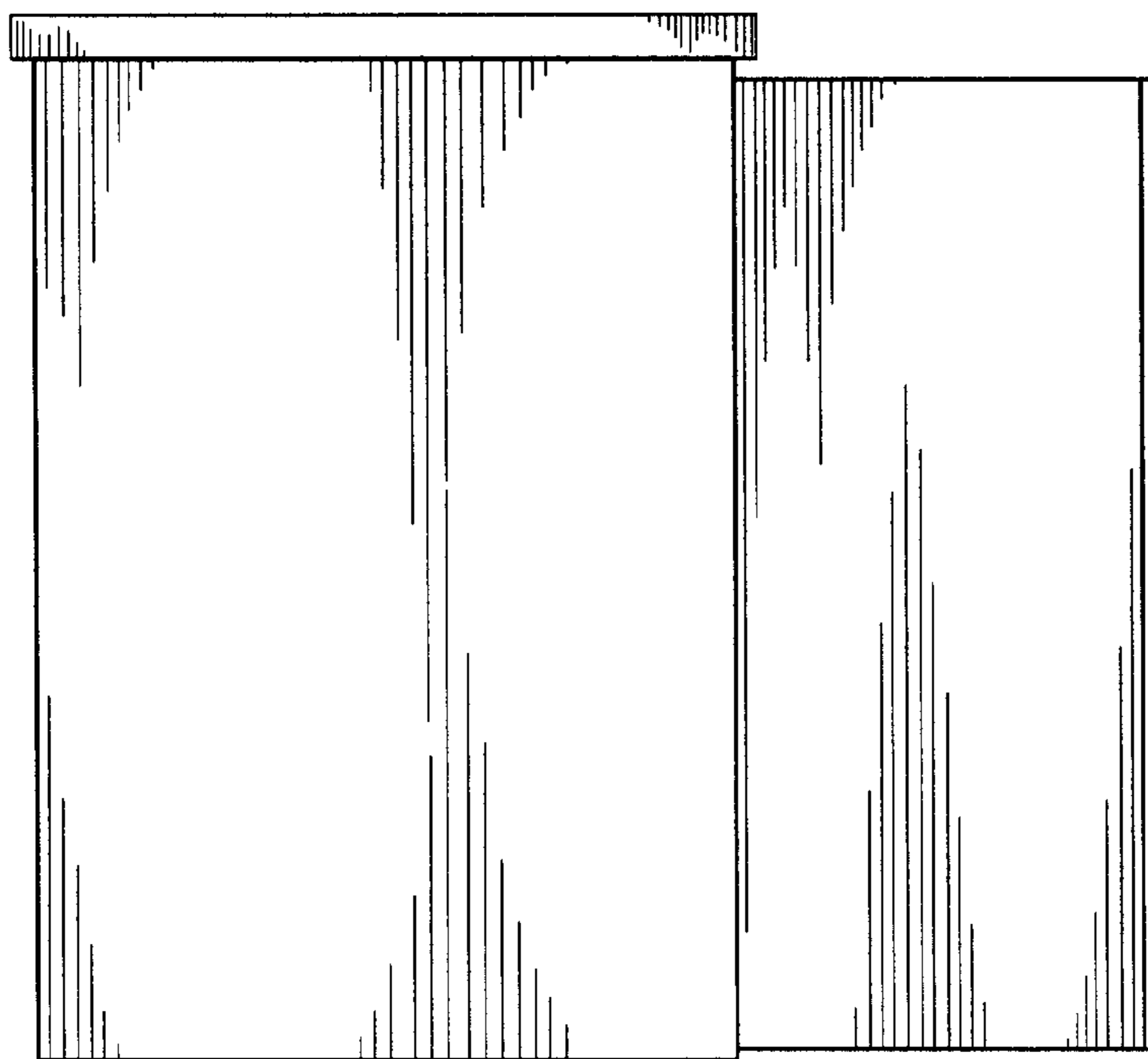


Figure 2

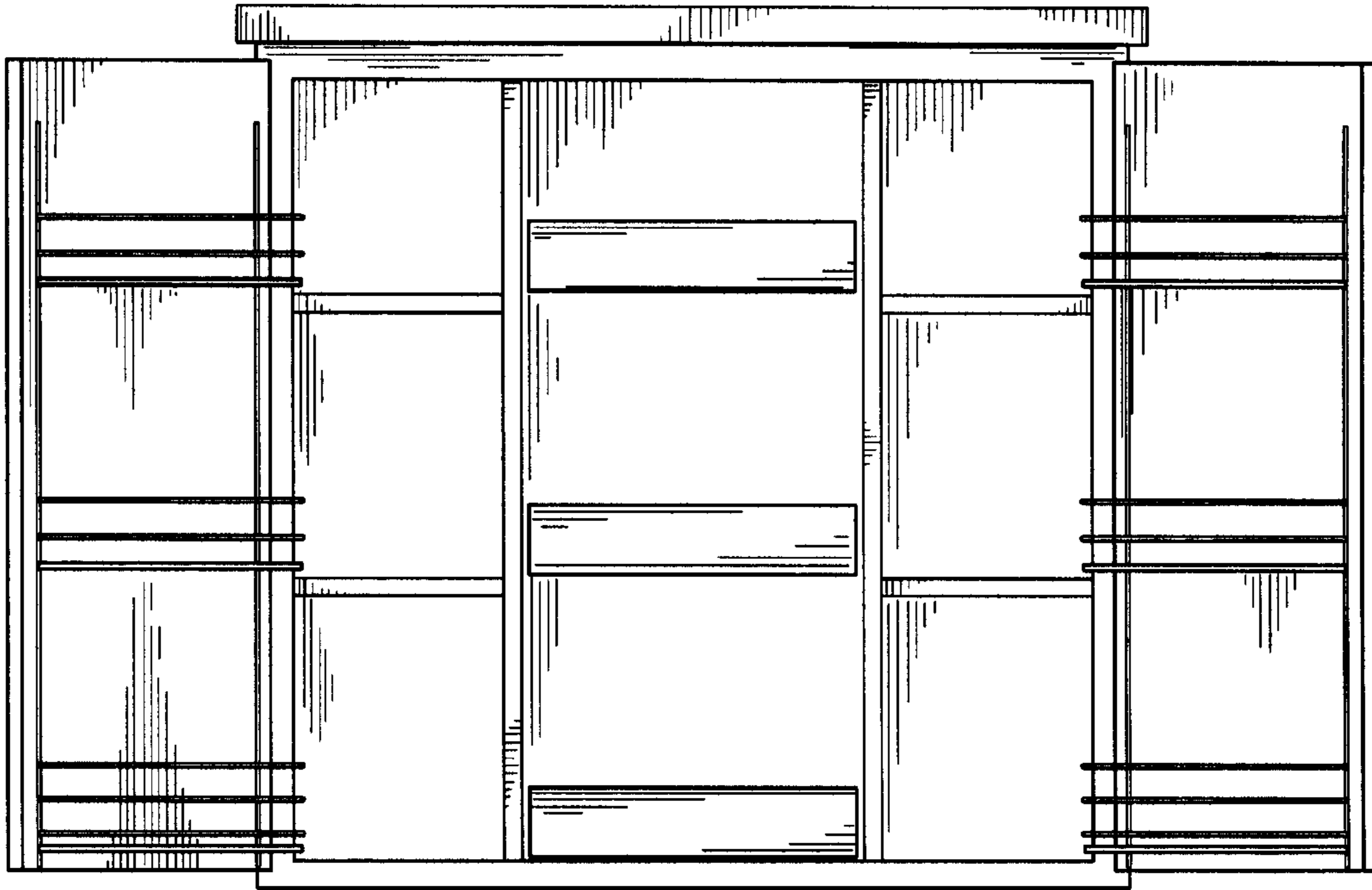


Figure 3




Figure 4

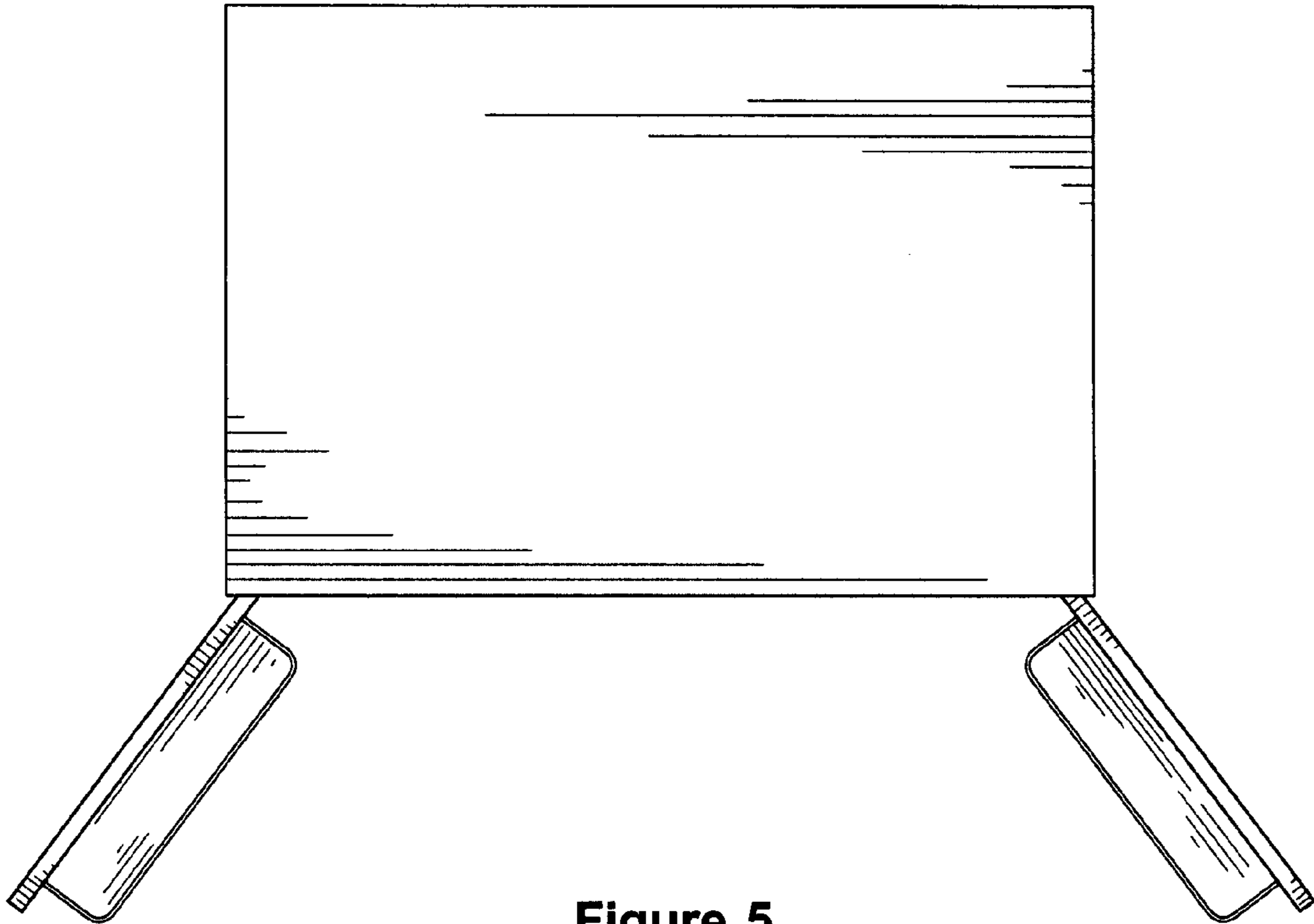


Figure 5

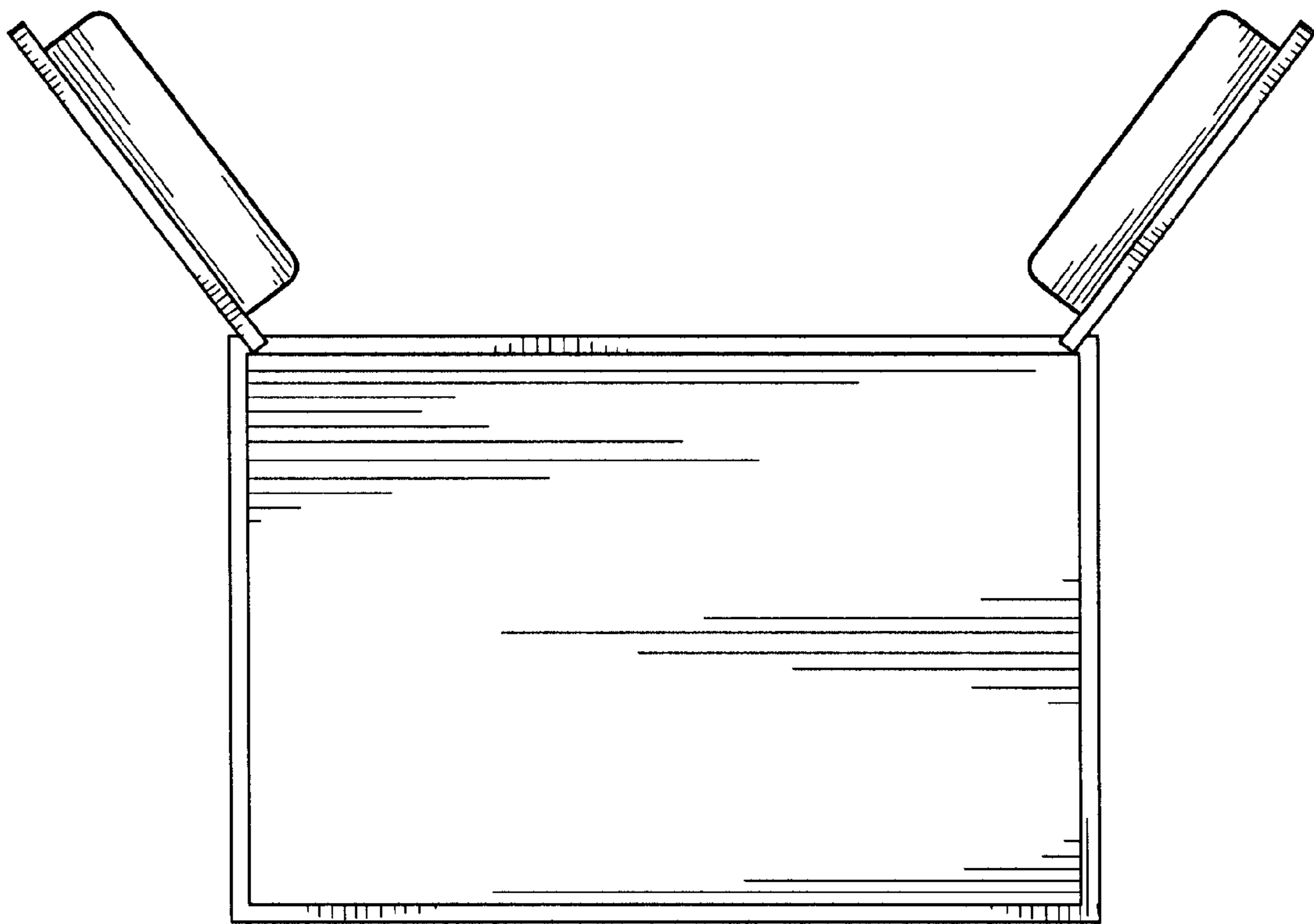


Figure 6

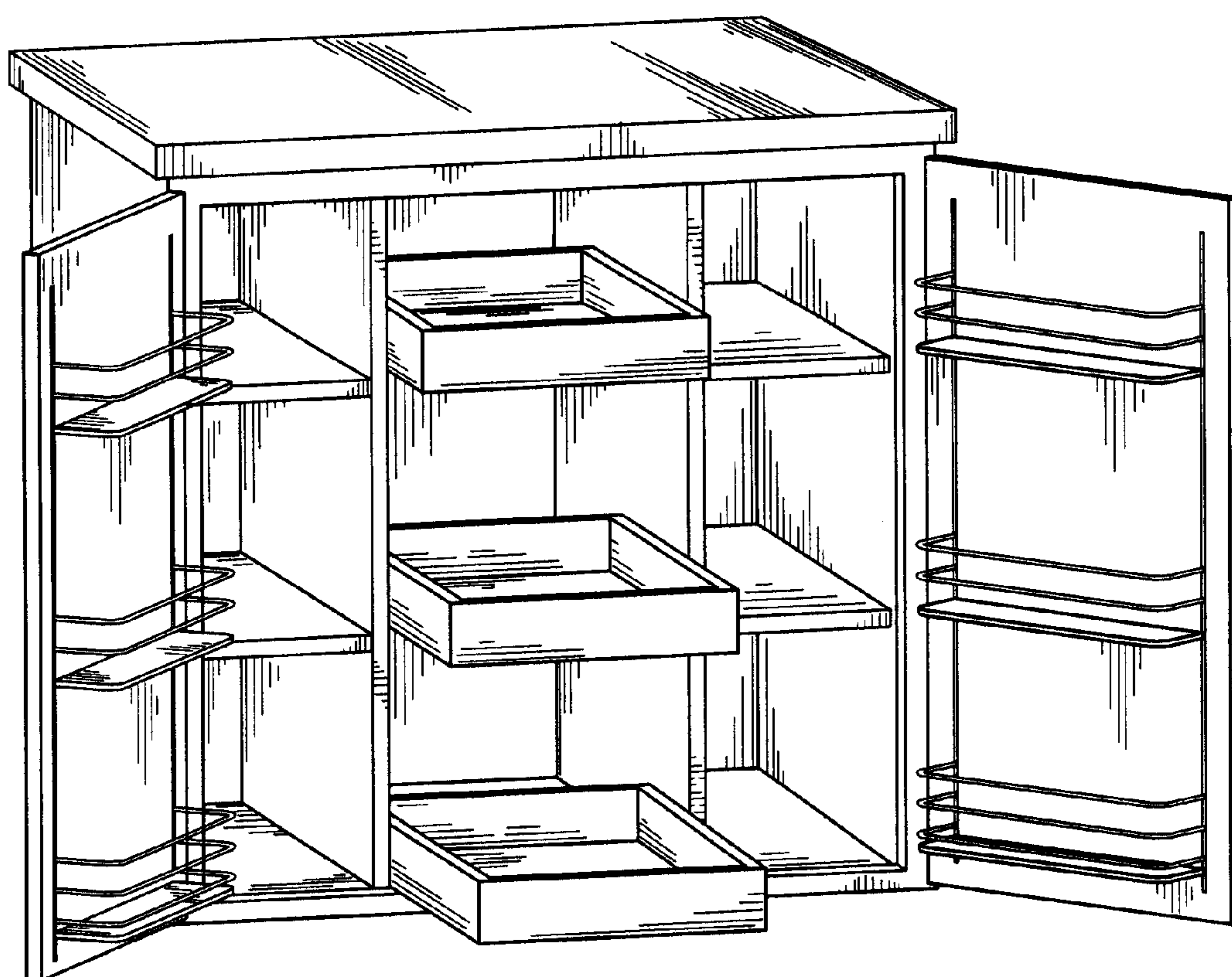


Figure 7