



US00D532606S

(12) **United States Design Patent**
Ogonosky

(10) **Patent No.:** **US D532,606 S**

(45) **Date of Patent:** **** Nov. 28, 2006**

(54) **GOLF GLOVE HOLDER**

(76) Inventor: **Edward C. Ogonosky**, 87 Pamela Cir.,
Malden, MA (US) 02148

(**) Term: **14 Years**

(21) Appl. No.: **29/214,264**

(22) Filed: **Sep. 30, 2004**

(51) **LOC (8) Cl.** **03-99**

(52) **U.S. Cl.** **D3/329**

(58) **Field of Classification Search** D3/328,
D3/328.1, 329, 318, 320, 254, 255; 24/3.1,
24/3.11, 3.13, 3.6; 224/183, 222, 230, 250,
224/901.8

See application file for complete search history.

(56) **References Cited**

U.S. PATENT DOCUMENTS

D329,744 S	*	9/1992	Moore	D3/329
5,186,373 A	*	2/1993	Taylor	224/183
D389,644 S	*	1/1998	Marziale et al.	D3/318
D399,650 S	*	10/1998	Lee	D3/329
5,864,925 A		2/1999	McGee		
D409,379 S		5/1999	Ellis		
D416,134 S		11/1999	Cloutier		
5,983,518 A		11/1999	Ellenburg		
6,076,713 A		6/2000	Boudreau et al.		
D427,773 S	*	7/2000	Pulley, Jr.	D3/329

D458,756 S	*	6/2002	Smith	D3/328.1
6,499,227 B1		12/2002	Jacobson		
6,546,599 B1		4/2003	Pelt et al.		
6,688,505 B1		2/2004	Bradley et al.		
6,694,575 B1		2/2004	Martin		

* cited by examiner

Primary Examiner—Louis S. Zarfes

Assistant Examiner—Monica A. Weingart

(74) *Attorney, Agent, or Firm*—Joseph R. Birkner

(57) **CLAIM**

The ornamental design for a golf glove holder, as shown and described.

DESCRIPTION

FIG. 1 is a front elevation view of a golf glove holder showing my new design;

FIG. 2 is a rear elevation view thereof;

FIG. 3 is a right side elevation view thereof; the left side elevation view being a mirror image thereof;

FIG. 4 is a top plan view thereof; the bottom plan view being a mirror image thereof; and,

FIG. 5 is an alternate front elevational view thereof.

The broken line showing of a golf bag and clubs is for illustrative purposes only and forms no part of the claimed design.

1 Claim, 2 Drawing Sheets

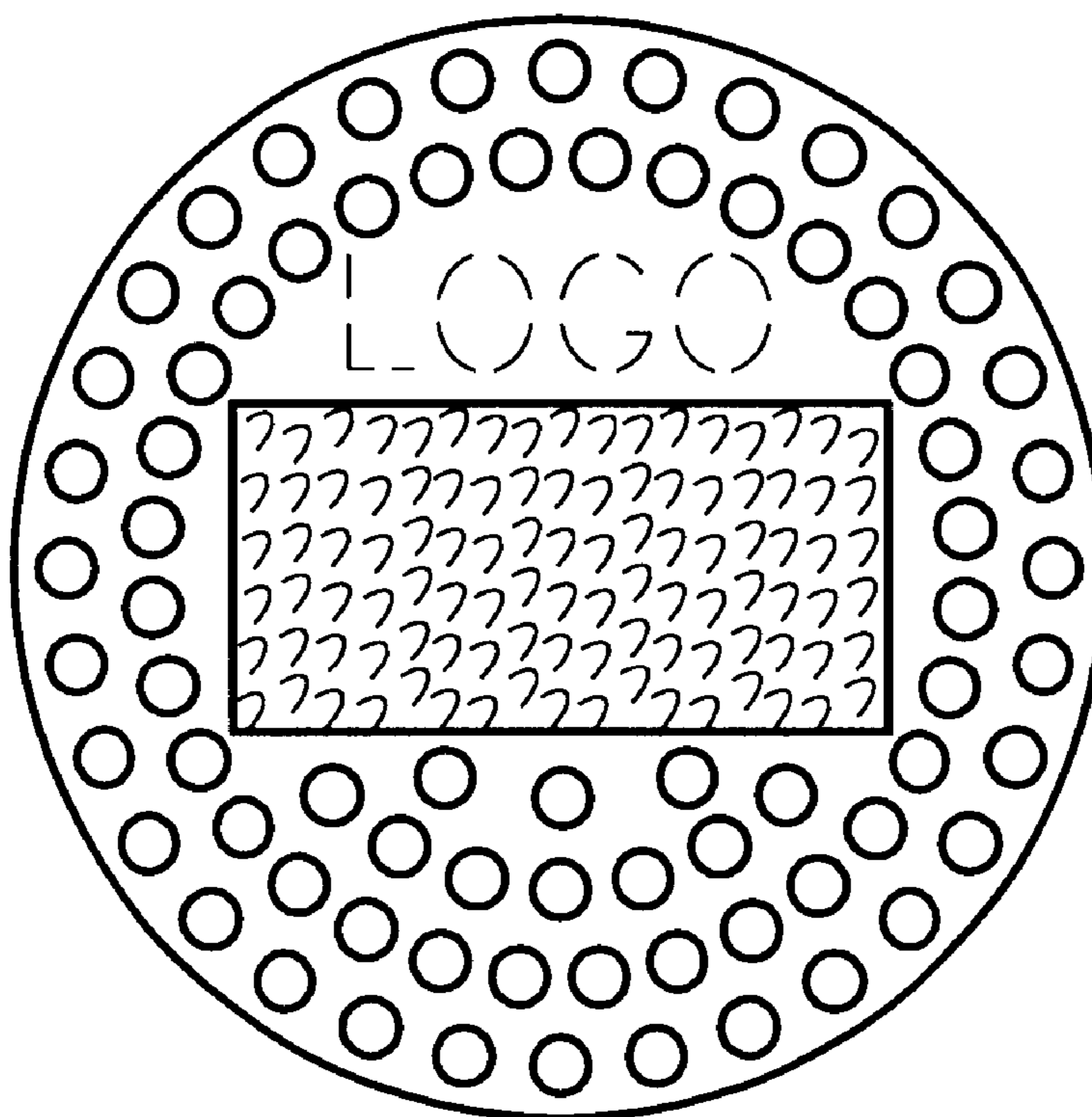




FIG. 4




FIG. 3

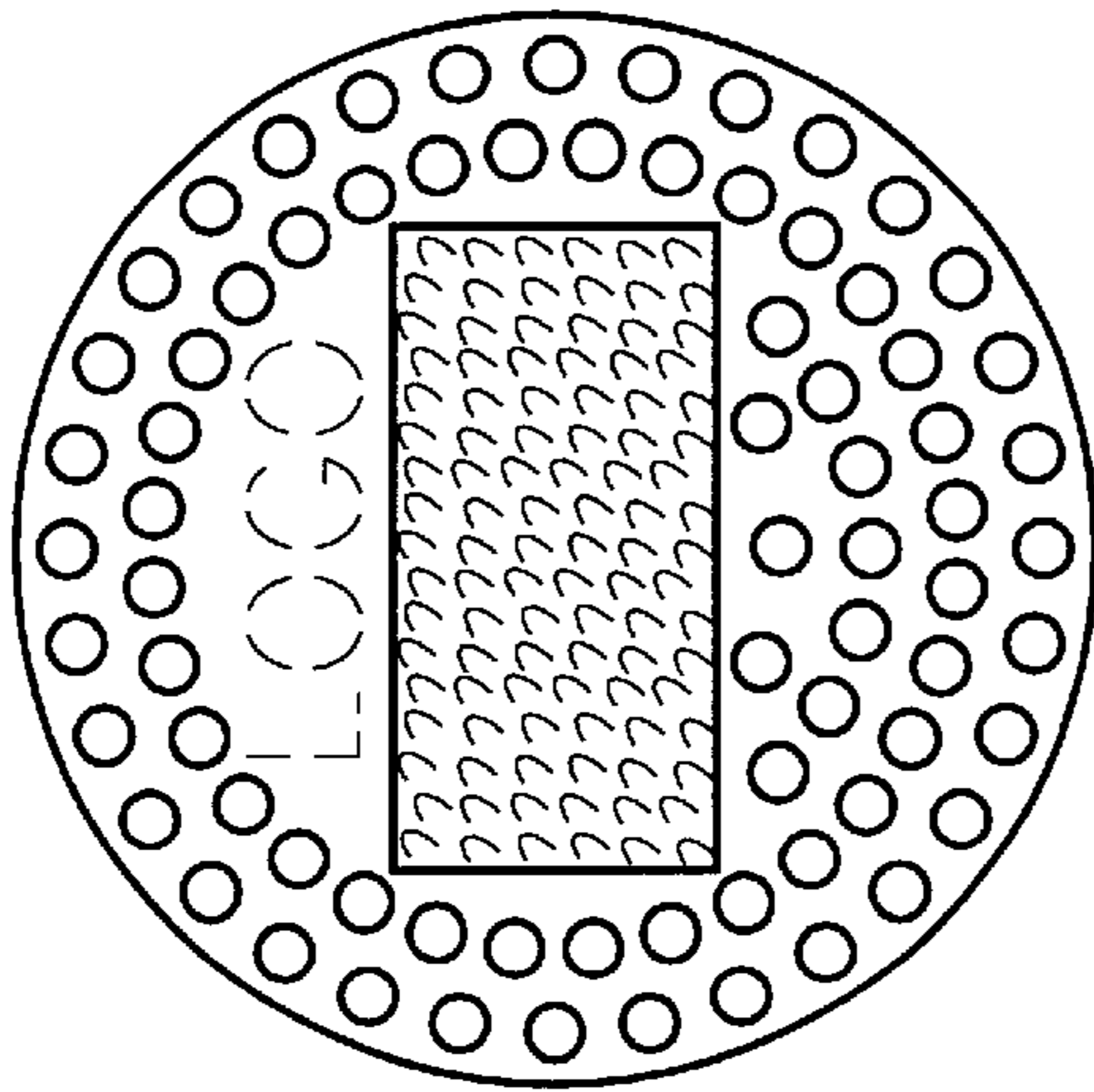


FIG. 1

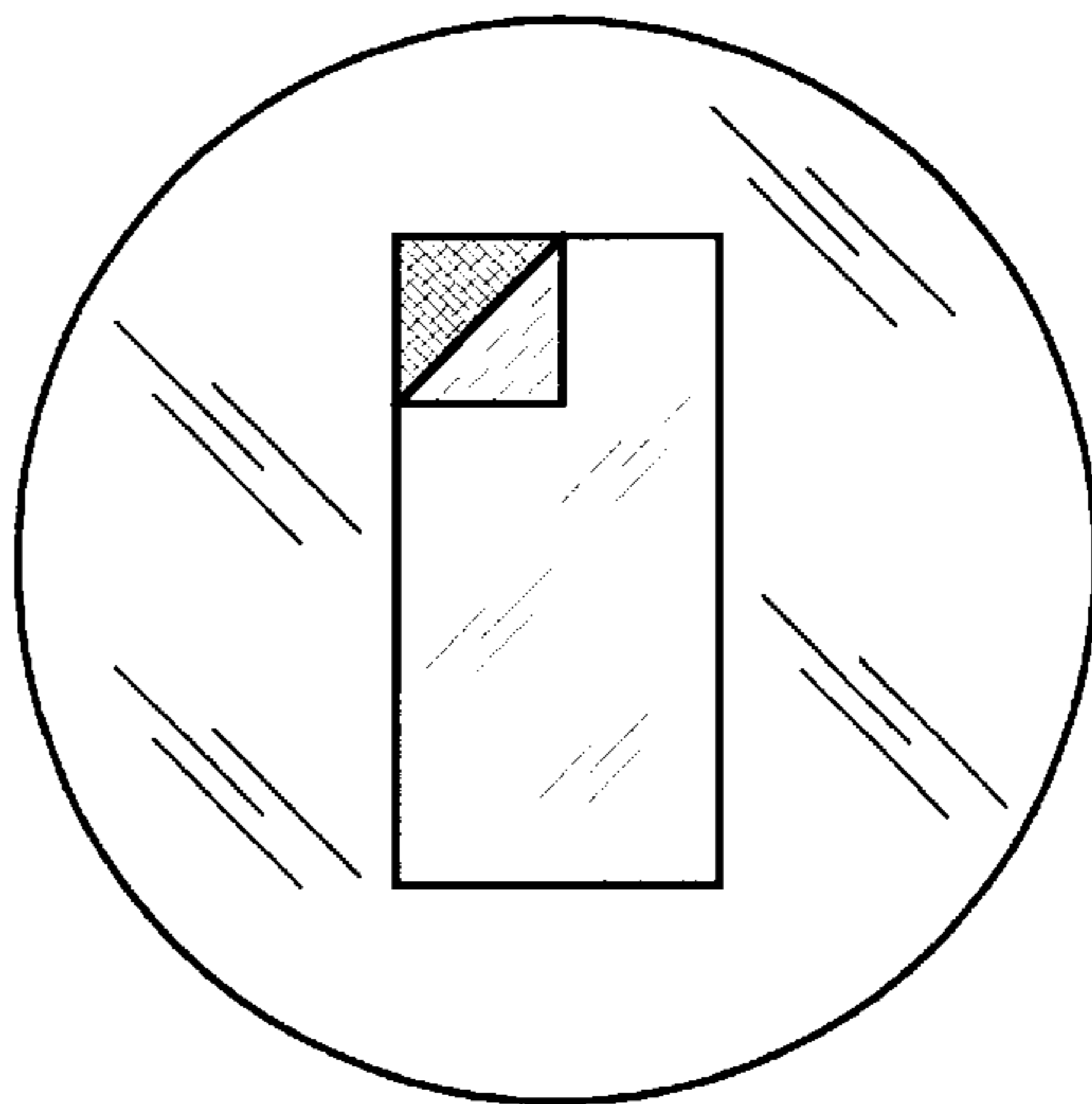


FIG. 2

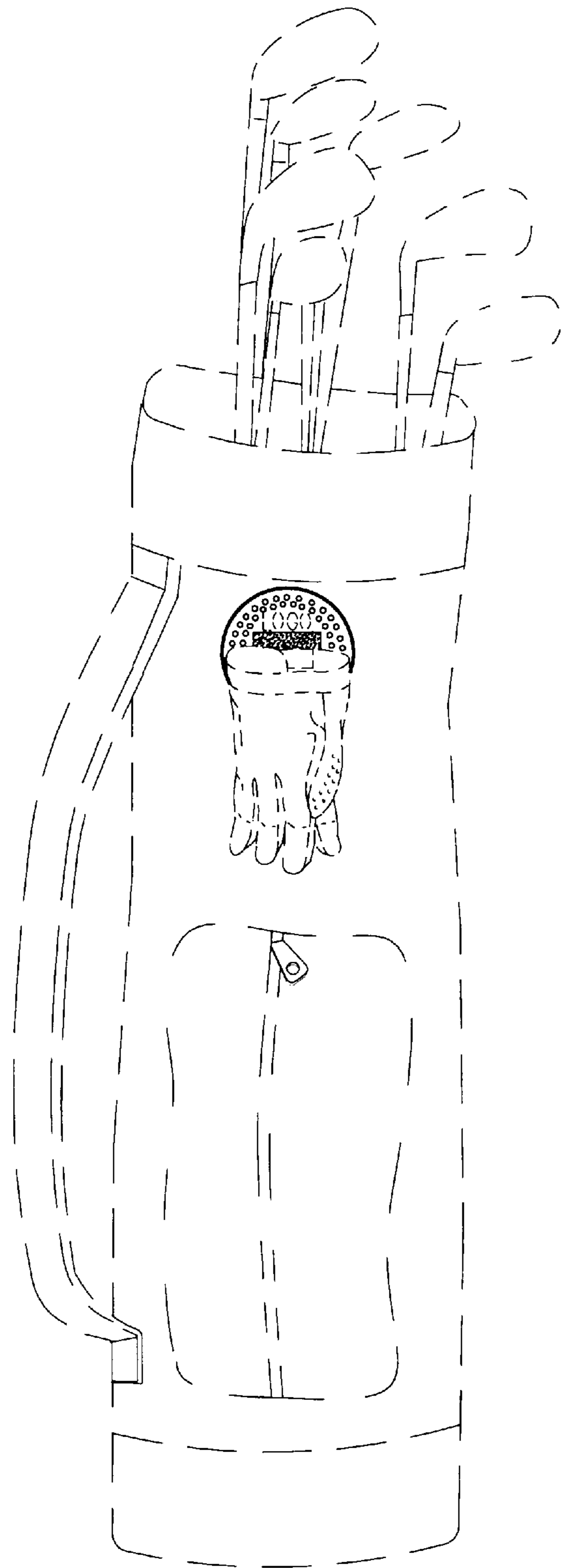


FIG. 5