



US00D532602S

(12) **United States Design Patent**
Russo et al.

(10) **Patent No.:** **US D532,602 S**

(45) **Date of Patent:** **** Nov. 28, 2006**

(54) **TOOL TAXI**

(75) Inventors: **Peter Russo**, Bedford, MA (US);
Patricia Sylvia, Narragansett, RI (US);
Derek Logan, Charleston, MA (US);
Luc Lam, Madison, WI (US)

(73) Assignee: **Fiskars Brands, Inc.**, Madison, WI (US)

(**) Term: **14 Years**

(21) Appl. No.: **29/258,167**

(22) Filed: **Apr. 18, 2006**

(51) **LOC (8) Cl.** **03-01**

(52) **U.S. Cl.** **D3/206**

(58) **Field of Classification Search** D3/201,
D3/203, 205, 206; D19/35, 75, 81, 82, 85;
24/10 R; 211/65, 69, 69.1, 69.8, 69.9; 206/37,
206/38, 214, 371, 5, 216, 380, 381; 281/30
See application file for complete search history.

(56) **References Cited**

U.S. PATENT DOCUMENTS

1,749,565 A * 3/1930 Coryell 206/216

2,497,826 A * 2/1950 Sullivan 206/37
2,726,760 A * 12/1955 Dulberg 206/38
D448,153 S * 9/2001 Schoenfeld D3/201
D448,524 S * 9/2001 Colla D3/201
D485,910 S * 1/2004 Chan D3/203
D519,740 S * 5/2006 Green D3/206

* cited by examiner

Primary Examiner—Louis S. Zarfes

Assistant Examiner—Monica A Weingart

(74) *Attorney, Agent, or Firm*—Foley & Lardner LLP

(57) **CLAIM**

We claim the ornamental design for a tool taxi, as shown and described.

DESCRIPTION

FIG. 1 is a perspective view of a tool taxi showing our new design;



FIG. 2 is a top view thereof;

FIG. 3 is a bottom view thereof;

FIG. 4 is a front view thereof; and,

FIG. 5 is a rear view thereof.

1 Claim, 2 Drawing Sheets



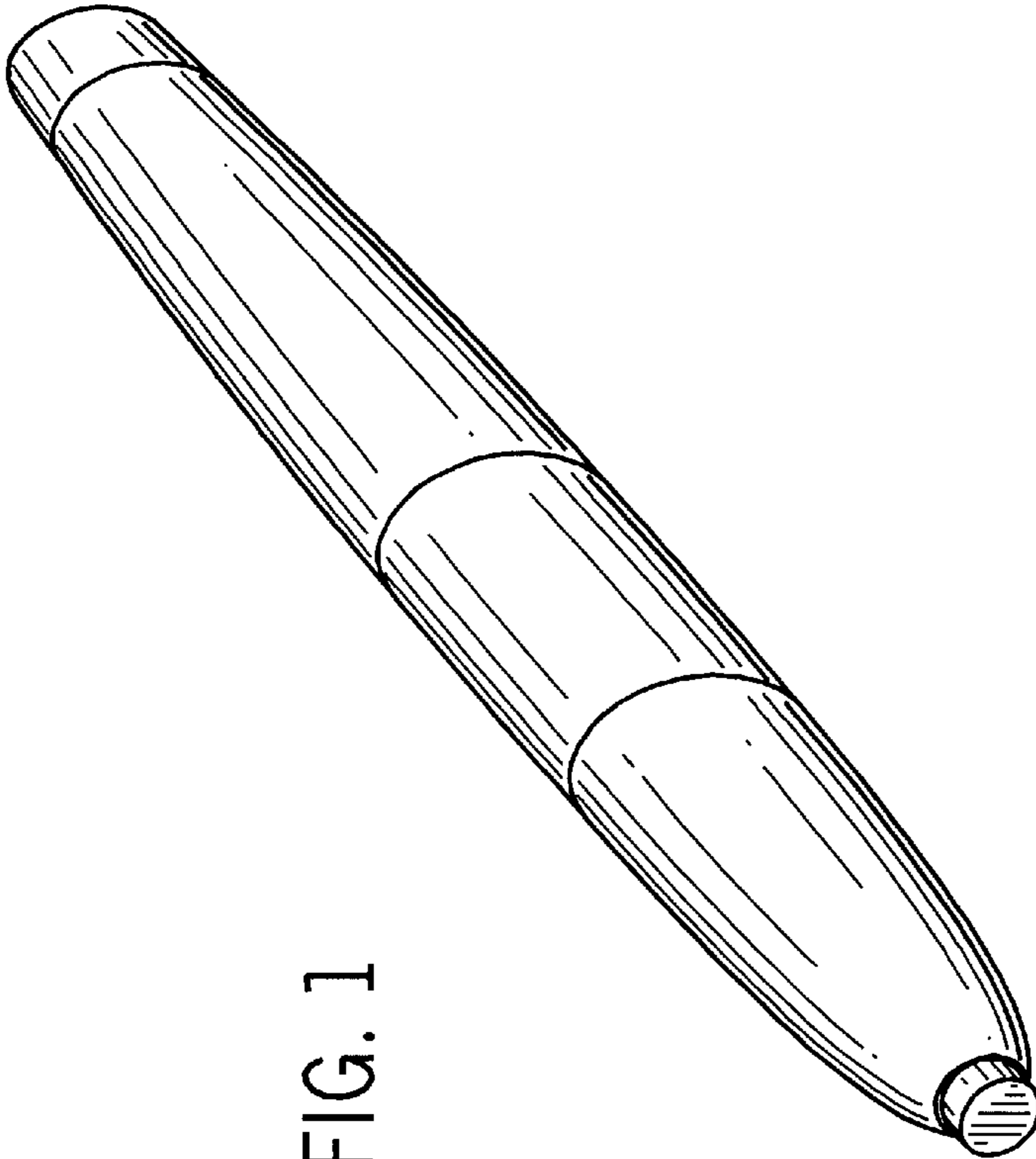


FIG. 1




FIG. 2

FIG. 3

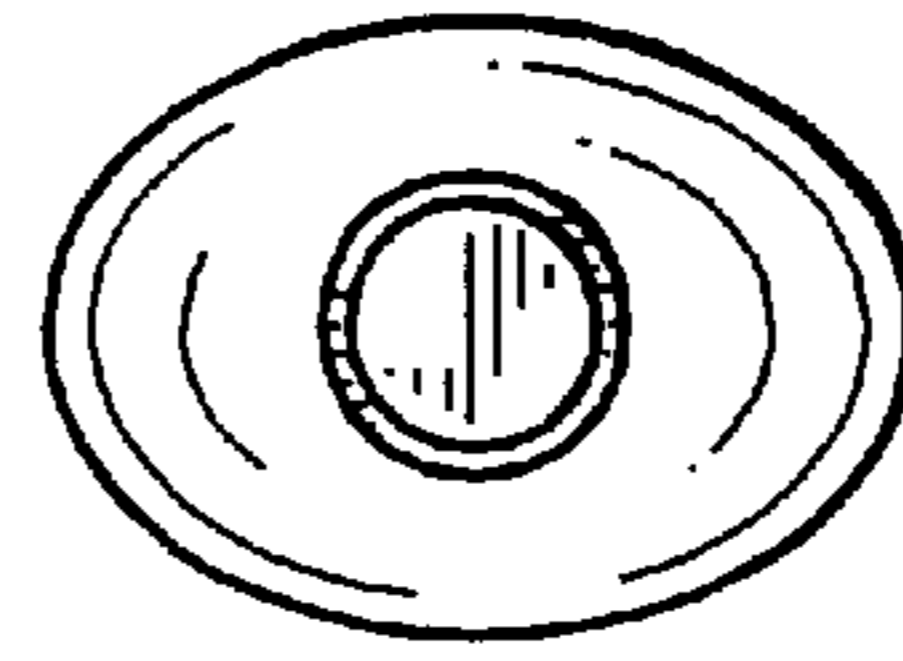



FIG. 4

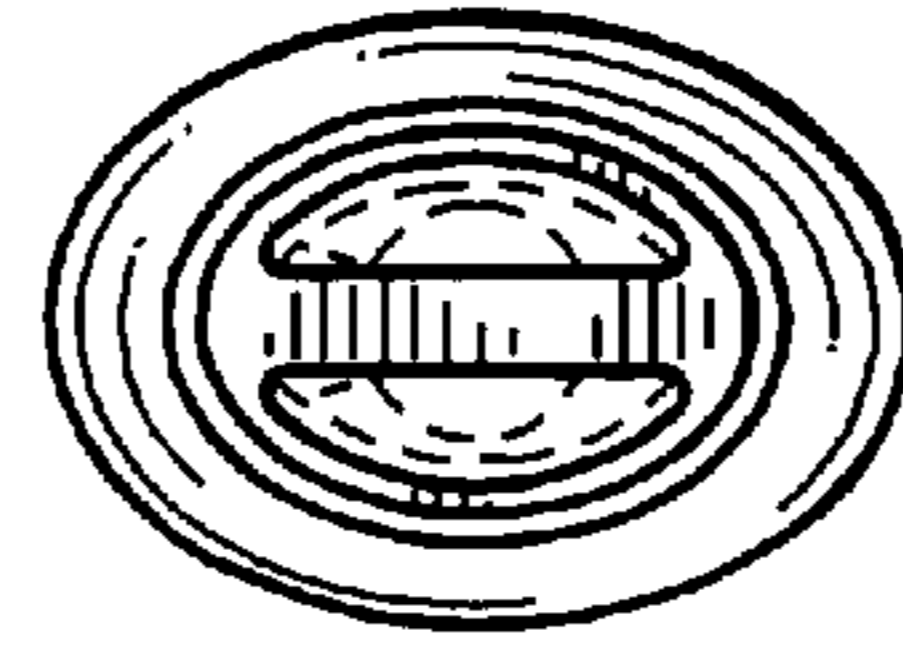


FIG. 5