

US00D532591S

(12) **United States Design Patent** (10) **Patent No.:** **US D532,591 S**  
**Matis et al.** (45) **Date of Patent:** **\*\* Nov. 28, 2006**

(54) **FOOTWEAR UPPER**

(75) Inventors: **Clark A. Matis**, Charlotte, VT (US);  
**Tuan N. Le**, Portland, OR (US)

(73) Assignee: **Wolverine World Wide, Inc.**,  
Rockford, MI (US)

(\*\*) Term: **14 Years**

(21) Appl. No.: **29/231,209**

(22) Filed: **Jun. 2, 2005**

(51) **LOC (8) Cl.** ..... **02-04**

(52) **U.S. Cl.** ..... **D2/970**

(58) **Field of Classification Search** ..... D2/970,  
D2/904, 909, 910, 912, 969; D21/760, 762,  
D21/763; 36/83, 113–115, 117.1  
See application file for complete search history.

(56) **References Cited**

**U.S. PATENT DOCUMENTS**

D409,365 S \* 5/1999 Boyer ..... D2/970  
D415,875 S \* 11/1999 Falguere ..... D2/904  
D424,292 S \* 5/2000 Besanceney et al. .... D2/970  
D424,797 S \* 5/2000 Norton et al. .... D2/970  
D481,862 S \* 11/2003 Urie et al. .... D2/970

**OTHER PUBLICATIONS**

Merrell Spring 2005 Catalog, p. 4.  
Merrell Fall 2004 Catalog, pp. 6, 7, 28, 30.  
Columbia Sportswear Company Fall 2004 Catalog,  
unknown page number and p. 7.

Merrell Fall 2003 Catalog, pp. 9, 13.

North Face Fall 2003 Catalog, unknown page number.

\* cited by examiner

*Primary Examiner*—Stella Reid

*Assistant Examiner*—Rashida C. McCoy

(74) *Attorney, Agent, or Firm*—Warner Norcross & Judd

(57) **CLAIM**

The ornamental design for footwear upper, as shown and described.

**DESCRIPTION**

FIG. 1 is a perspective view of the footwear upper embodying the new design;

FIG. 2 is a top plan view thereof;

FIG. 3 is a right side view thereof;

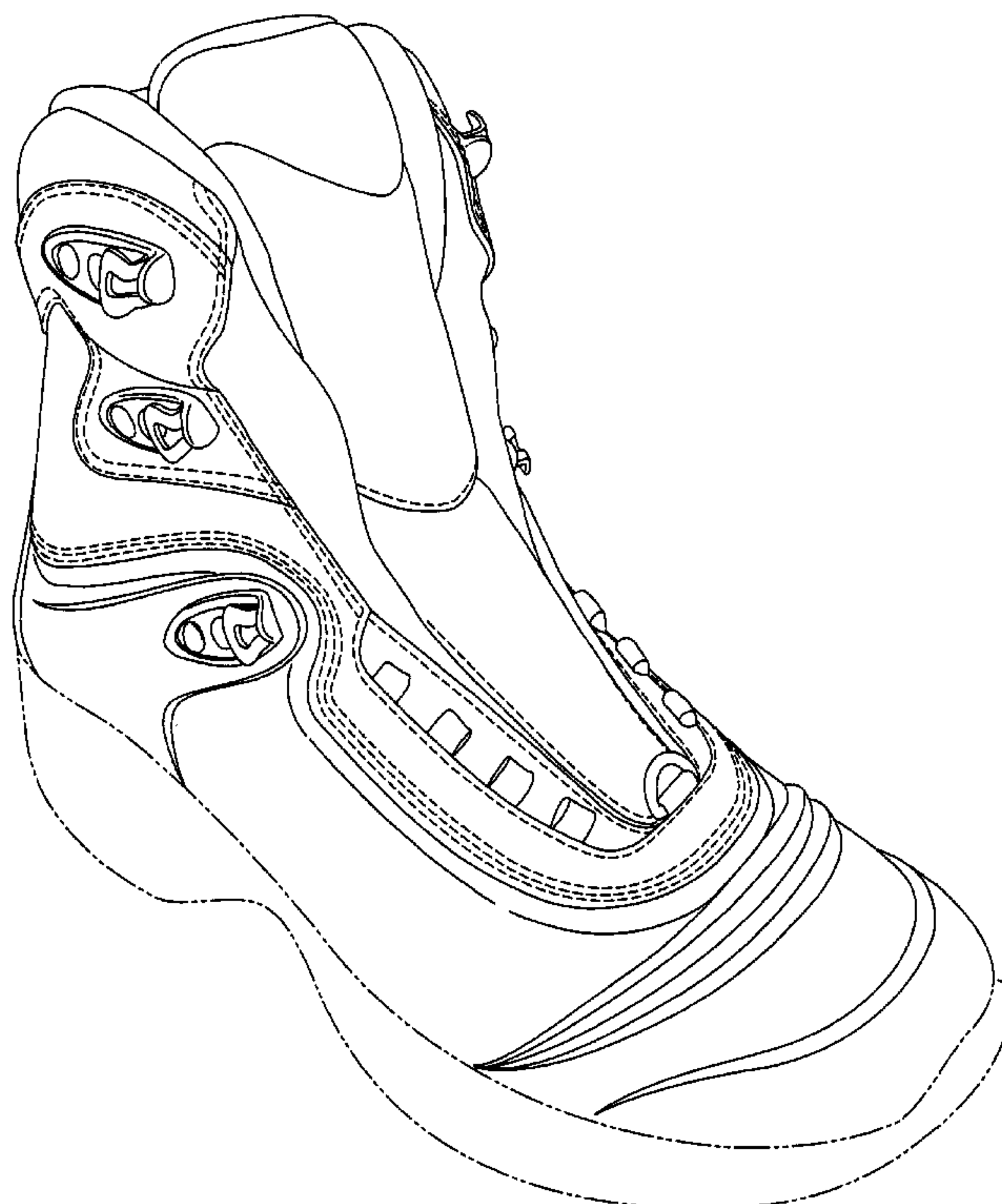
FIG. 4 is a left side view thereof;

FIG. 5 is a front view thereof; and,

FIG. 6 is a rear view thereof.

FIGS. 1–6 show features of an article of footwear in phantom lines. These features are shown for environmental purposes and do not form any part of the claimed design. Further, the phantom lines immediately adjacent the solid-line portions of the design form the boundary of the design, with the phantom lines forming no part of the claimed design.

**1 Claim, 4 Drawing Sheets**



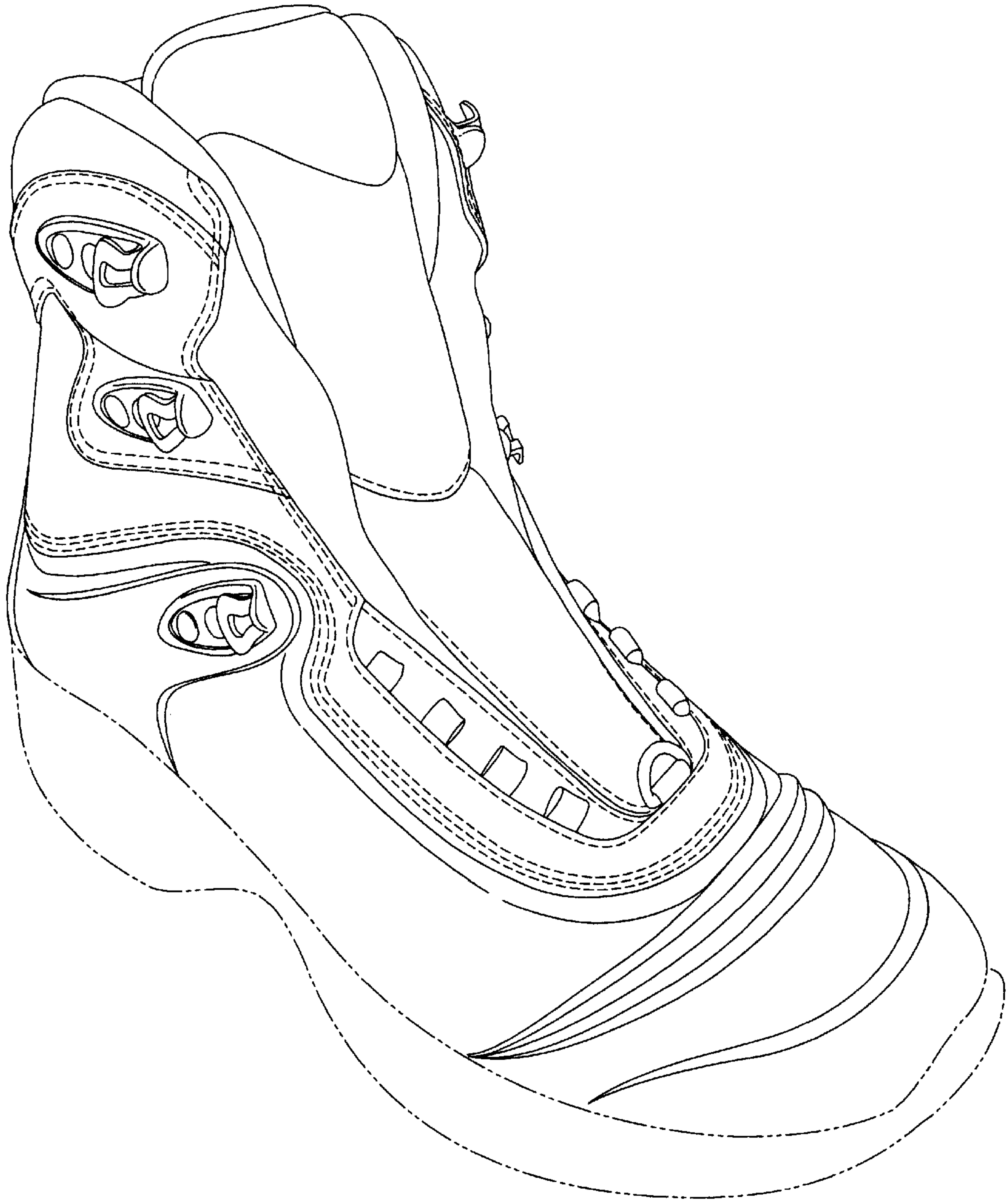


Fig. 1

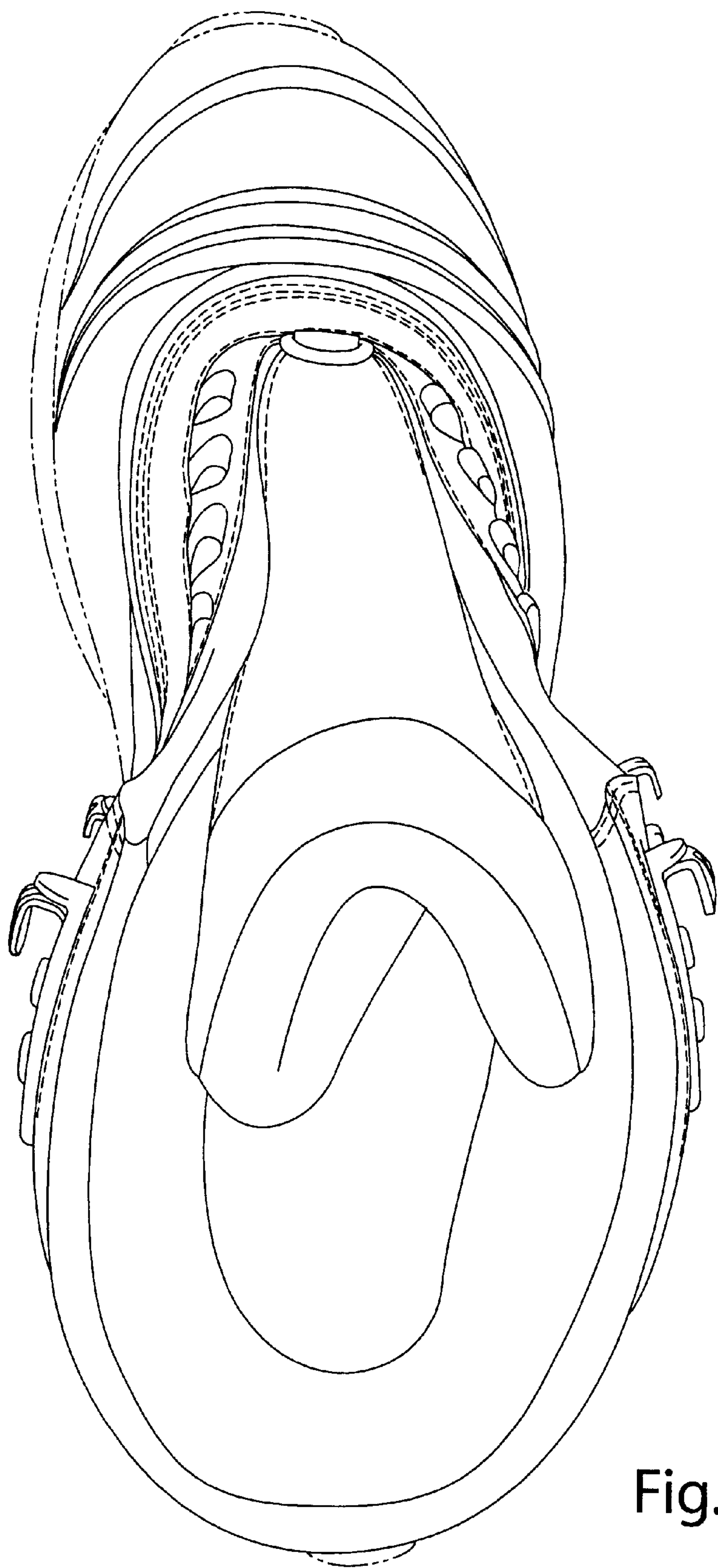


Fig. 2



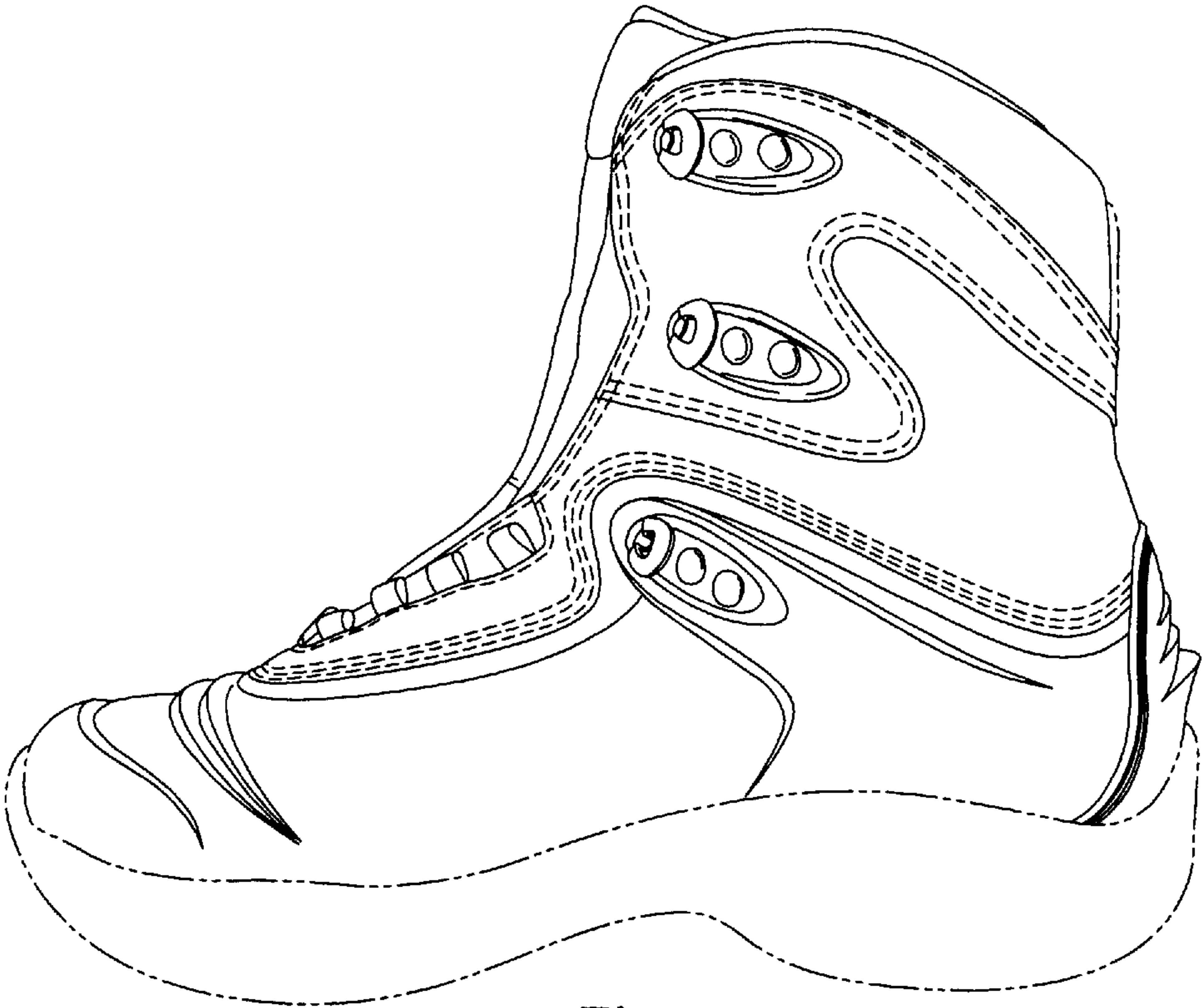


Fig. 3




Fig. 4

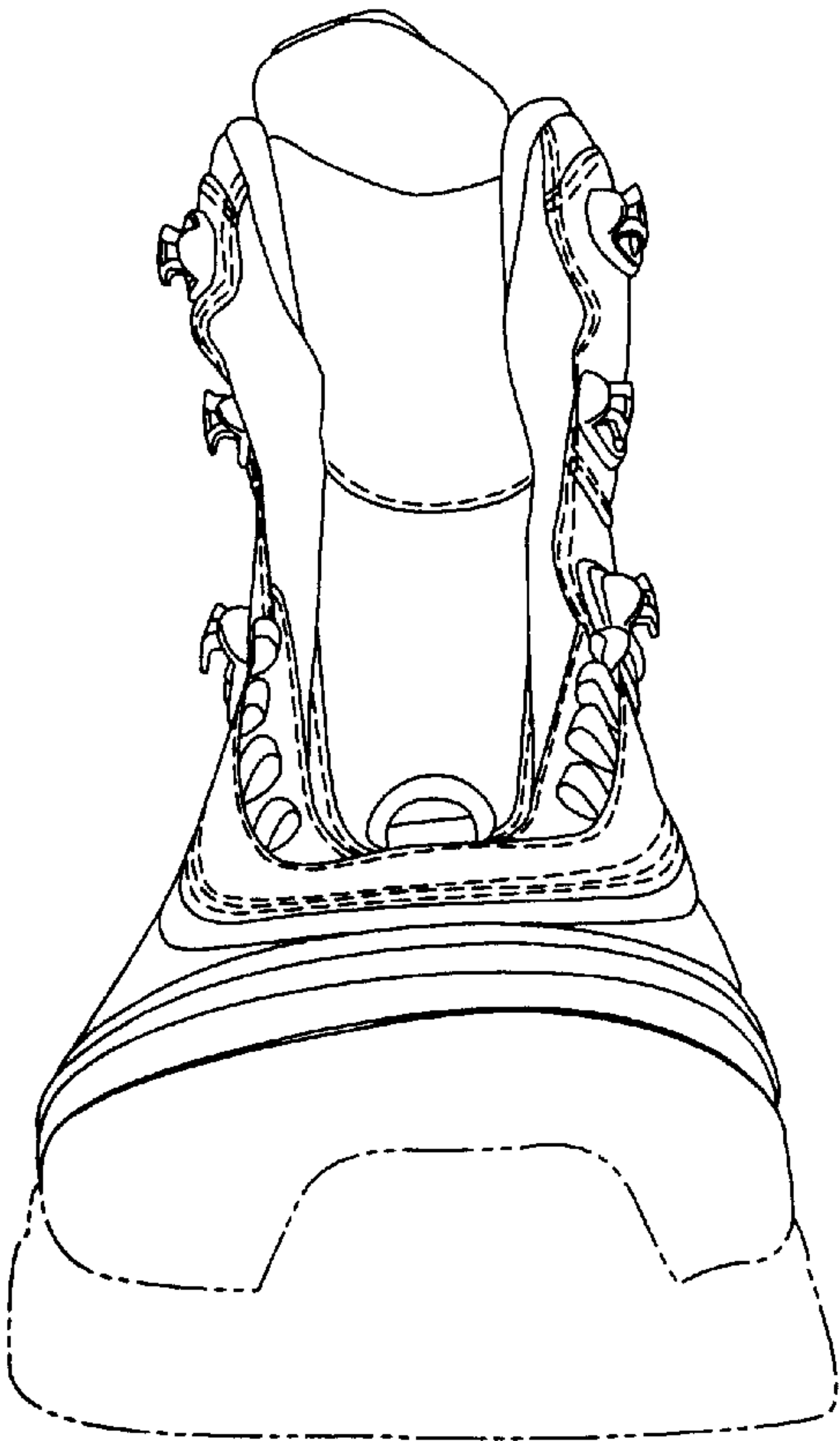


Fig. 5




Fig. 6