



US00D532589S

(12) **United States Design Patent**
Belley et al.

(10) **Patent No.:** **US D532,589 S**

(45) **Date of Patent:** **** Nov. 28, 2006**

(54) **FOOTWEAR UPPER**

(75) Inventors: **Manon Belley**, Laval (CA); **Grant A. Urie**, Shelburne, VT (US); **Cristian Ardissono**, Montebelluna (IT)

(73) Assignee: **Wolverine World Wide, Inc.**, Rockford, MI (US)

(**) Term: **14 Years**

(21) Appl. No.: **29/231,203**

(22) Filed: **Jun. 2, 2005**

(51) **LOC (8) Cl.** **02-04**

(52) **U.S. Cl.** **D2/969; D2/916**

(58) **Field of Classification Search** D2/969,
D2/896, 900, 916-918; 36/8.1, 11.5
See application file for complete search history.

(56) **References Cited**

U.S. PATENT DOCUMENTS

D347,309 S	*	5/1994	McDonald	D2/969
D378,009 S	*	2/1997	Sullivan et al.	D2/917
D379,866 S	*	6/1997	Jenkins	D2/969
D385,094 S	*	10/1997	Hardigan	D2/969
D409,825 S	*	5/1999	Greenberg	D2/953
D436,249 S	*	1/2001	Matis et al.	D2/969
D437,677 S	*	2/2001	Matis et al.	D2/969
D438,695 S	*	3/2001	Matis et al.	D2/969
D442,359 S	*	5/2001	Matis et al.	D2/969
D442,769 S	*	5/2001	Matis et al.	D2/969
D446,633 S	*	8/2001	Ferris	D2/917
D452,607 S	*	1/2002	Sakai	D2/969
D455,003 S	*	4/2002	Rogers et al.	D2/969

D458,009 S	*	6/2002	Ritter et al.	D2/916
D474,592 S	*	5/2003	Fogg	D2/973
D487,624 S		3/2004	Rogers et al.		
D514,300 S	*	2/2006	McDonald	D2/969

OTHER PUBLICATIONS

Merrell Spring 2005 Catalog, p. 27.
Merrell Fall 2001 Catalog, pp. 58, 59, 62, 63.

* cited by examiner

Primary Examiner—Stella Reid
Assistant Examiner—Rashida C. McCoy

(74) *Attorney, Agent, or Firm*—Warner Norcross & Judd

(57) **CLAIM**

The ornamental design for footwear upper, as shown and described.

DESCRIPTION

FIG. 1 is a perspective view of the footwear upper embodying the new design;

FIG. 2 is a top plan view thereof;

FIG. 3 is a right side view thereof;


FIG. 4 is a left side view thereof;

FIG. 5 is a front view thereof; and,

FIG. 6 is a rear view thereof.

FIGS. 1-6 show features of an article of footwear in phantom lines. These features are shown for environmental purposes and do not form any part of the claimed design. Further, the phantom lines immediately adjacent the solid-line portions of the design form the boundary of the design, with the phantom lines forming no part of the claimed design.

1 Claim, 4 Drawing Sheets






Fig.1

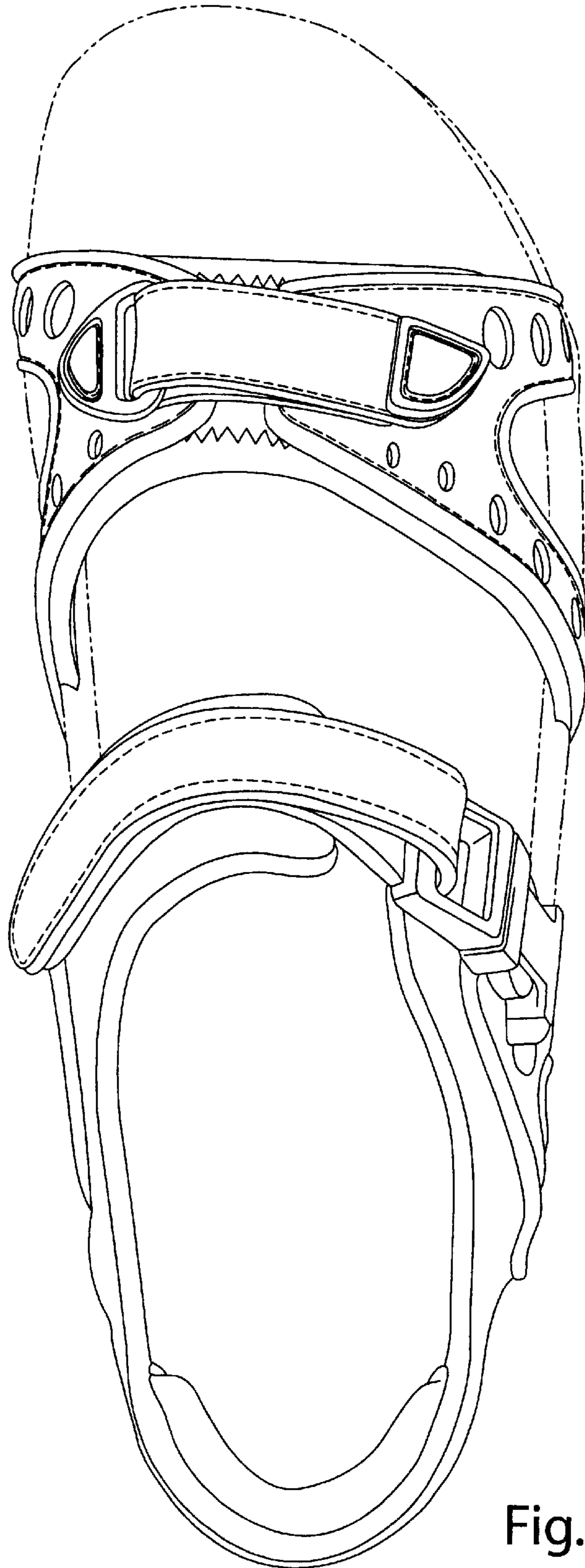


Fig. 2

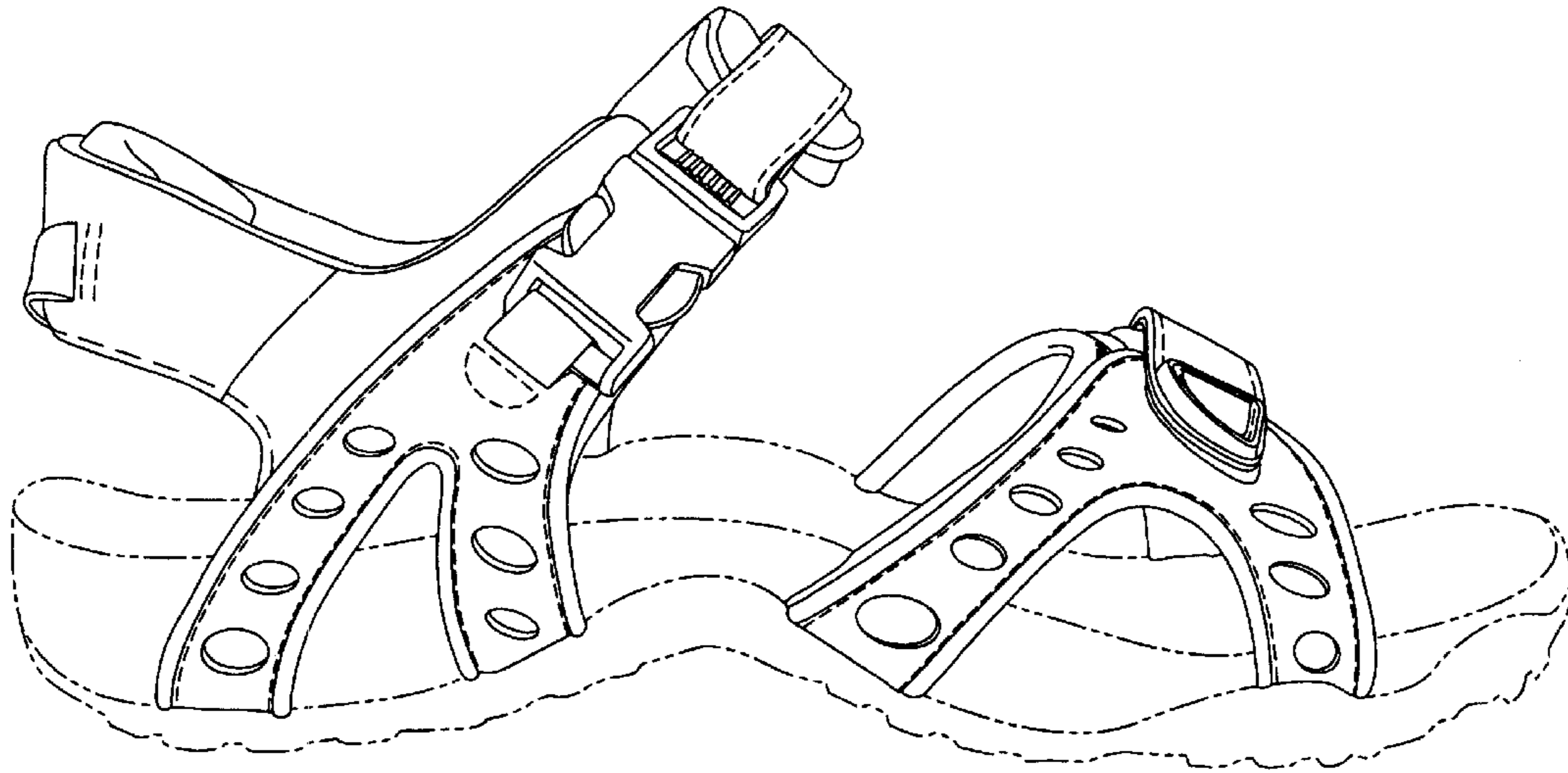


Fig. 3

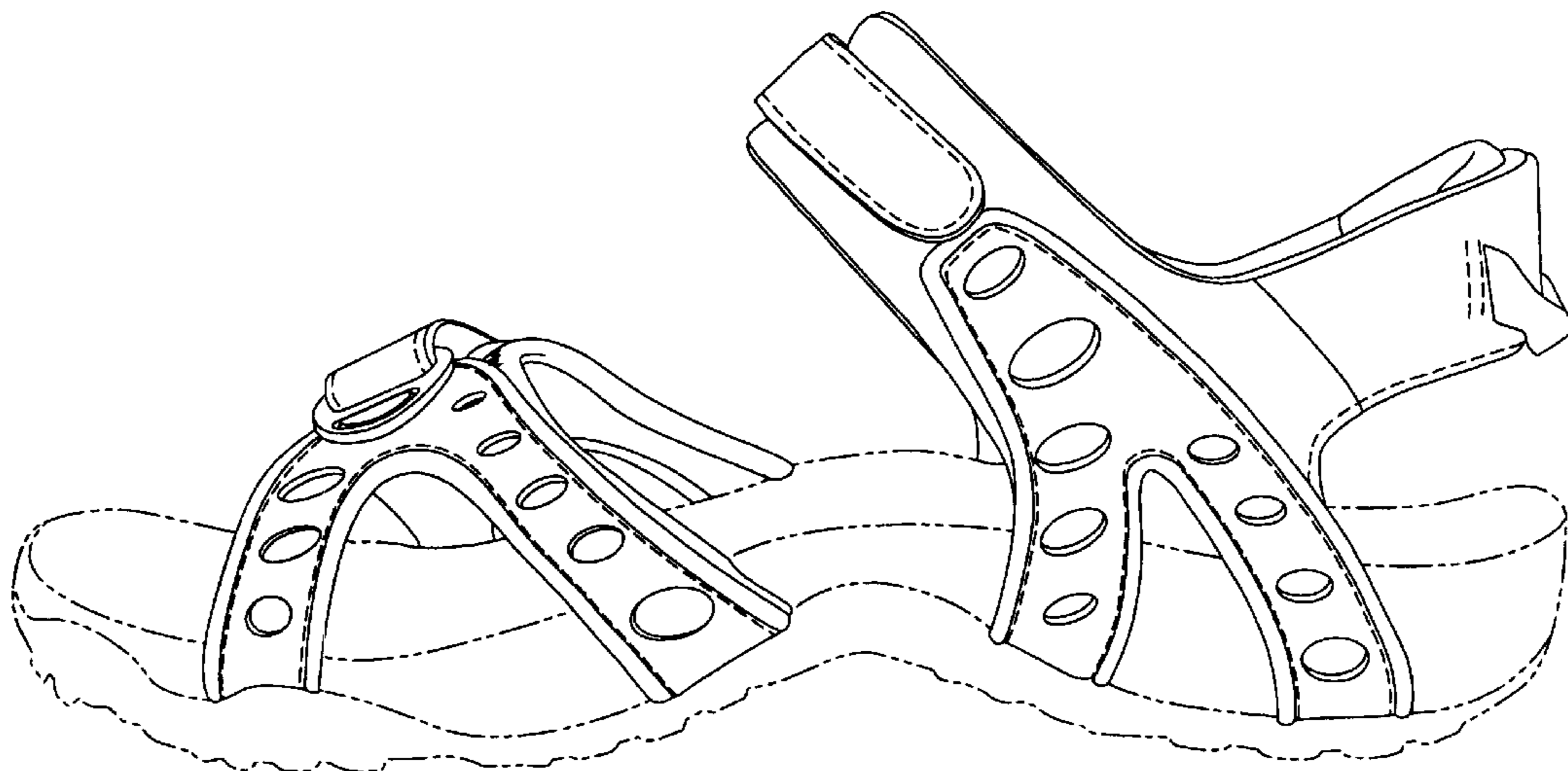


Fig. 4

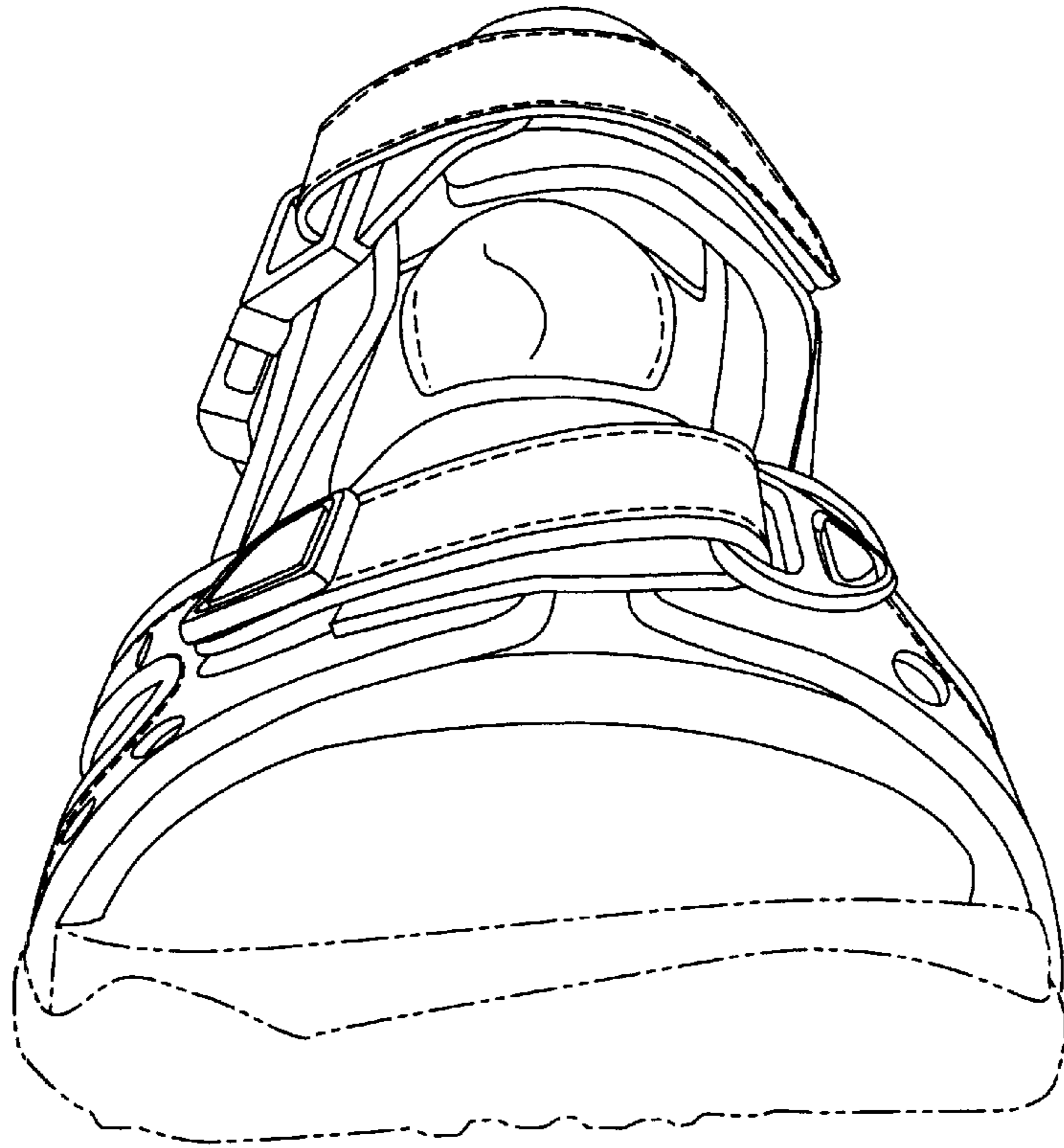


Fig. 5

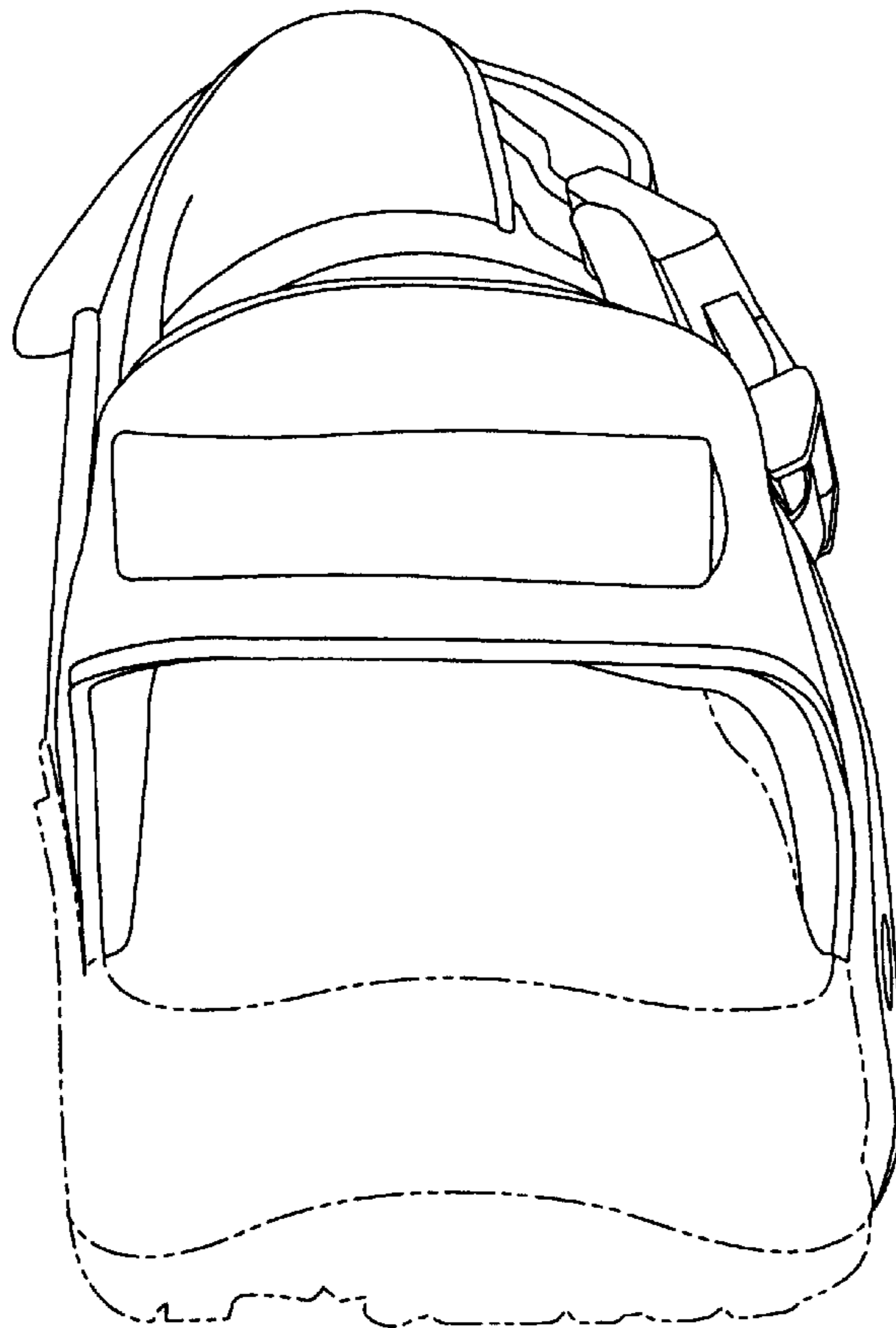


Fig. 6