



US00D532586S

(12) **United States Design Patent**  
**Birkenstock**

(10) **Patent No.:** **US D532,586 S**

(45) **Date of Patent:** **\*\* Nov. 28, 2006**

(54) **FOOTBED INSOLE**

D322,508 S \* 12/1991 Riecken ..... D2/961  
D474,589 S \* 5/2003 Dykes ..... D2/961

(76) Inventor: **Christian Birkenstock**, Bergstrasse 41,  
Ockenfels (DE), 53545

**FOREIGN PATENT DOCUMENTS**

(\*\*) Term: **14 Years**

JP 2004-27493 5/2004

\* cited by examiner

(21) Appl. No.: **29/233,394**

*Primary Examiner*—Dominic Simone

(22) Filed: **Jul. 5, 2005**

(74) *Attorney, Agent, or Firm*—Connolly, Bove Lodge &  
Hutz LLP

**Related U.S. Application Data**

(57) **CLAIM**

(63) Continuation of application No. 29/209,975, filed on Jul. 26,  
2004.

The ornamental design for a footbed insole, as shown and  
described.

(30) **Foreign Application Priority Data**

**DESCRIPTION**

May 6, 2004 (DE) ..... 4 04 02 851

(51) **LOC (8) Cl.** ..... **02-04**

(52) **U.S. Cl.** ..... **D2/961**

(58) **Field of Classification Search** ..... D2/961;  
36/43, 44, 71, 145, 149, 154

See application file for complete search history.

FIG. 1 is a top perspective view of a footbed insole showing  
our new design;

FIG. 2 is a top plan view thereof;

FIG. 3 is a side elevation view thereof;

FIG. 4 is an opposite side elevation view thereof;

FIG. 5 is a bottom plan view thereof;

FIG. 6 is an end elevation view thereof; and,

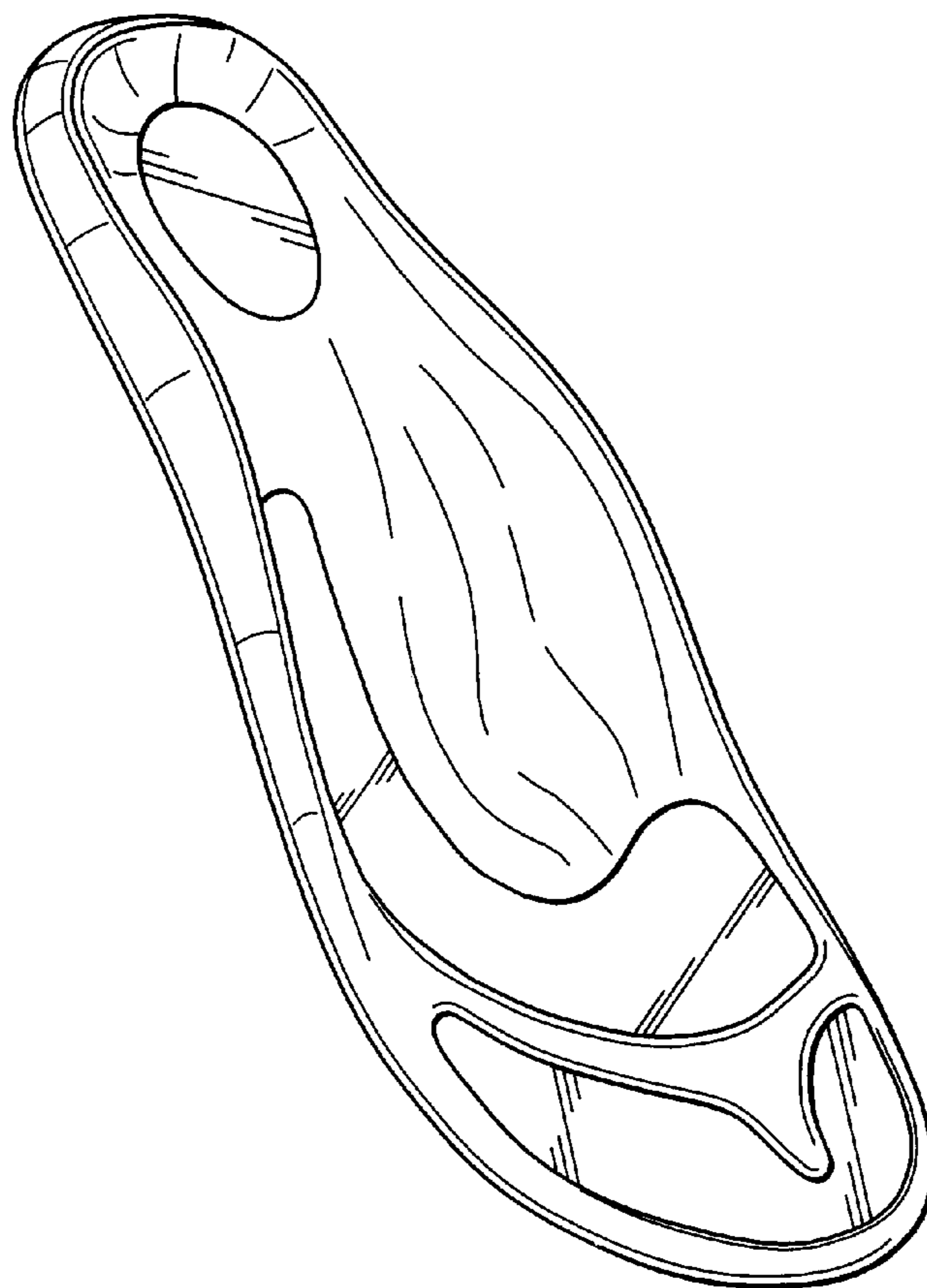
FIG. 7 is the opposite end elevation view thereto.

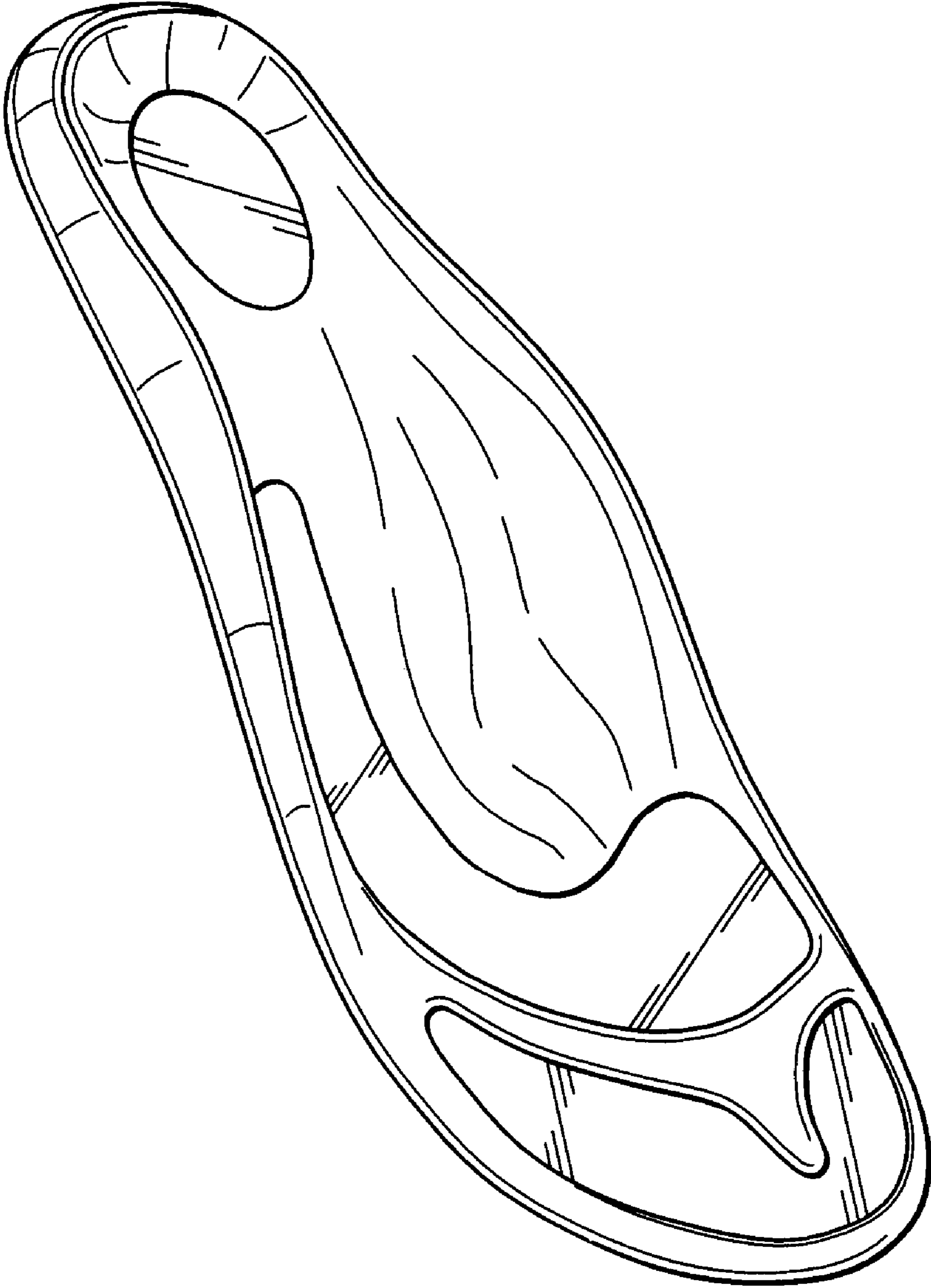
(56) **References Cited**

**U.S. PATENT DOCUMENTS**

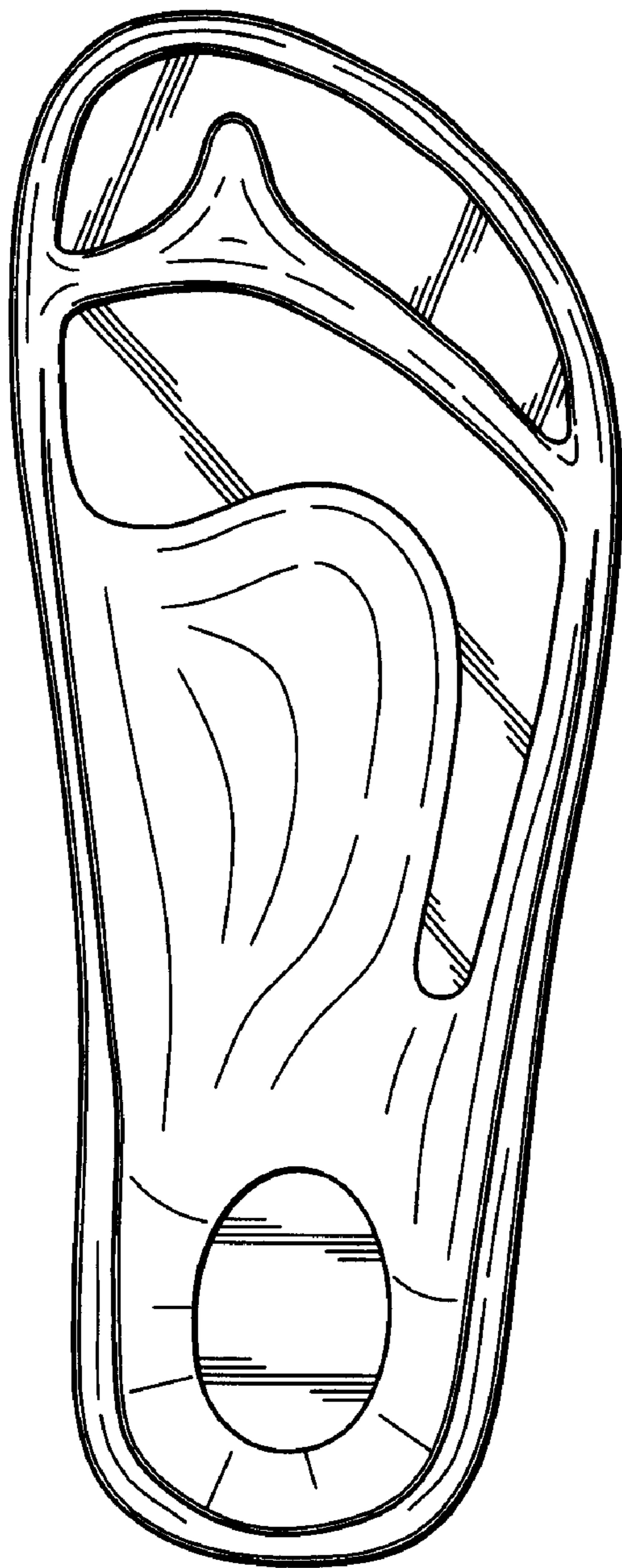
1,730,466 A \* 10/1929 Mallott ..... 36/44

**1 Claim, 4 Drawing Sheets**





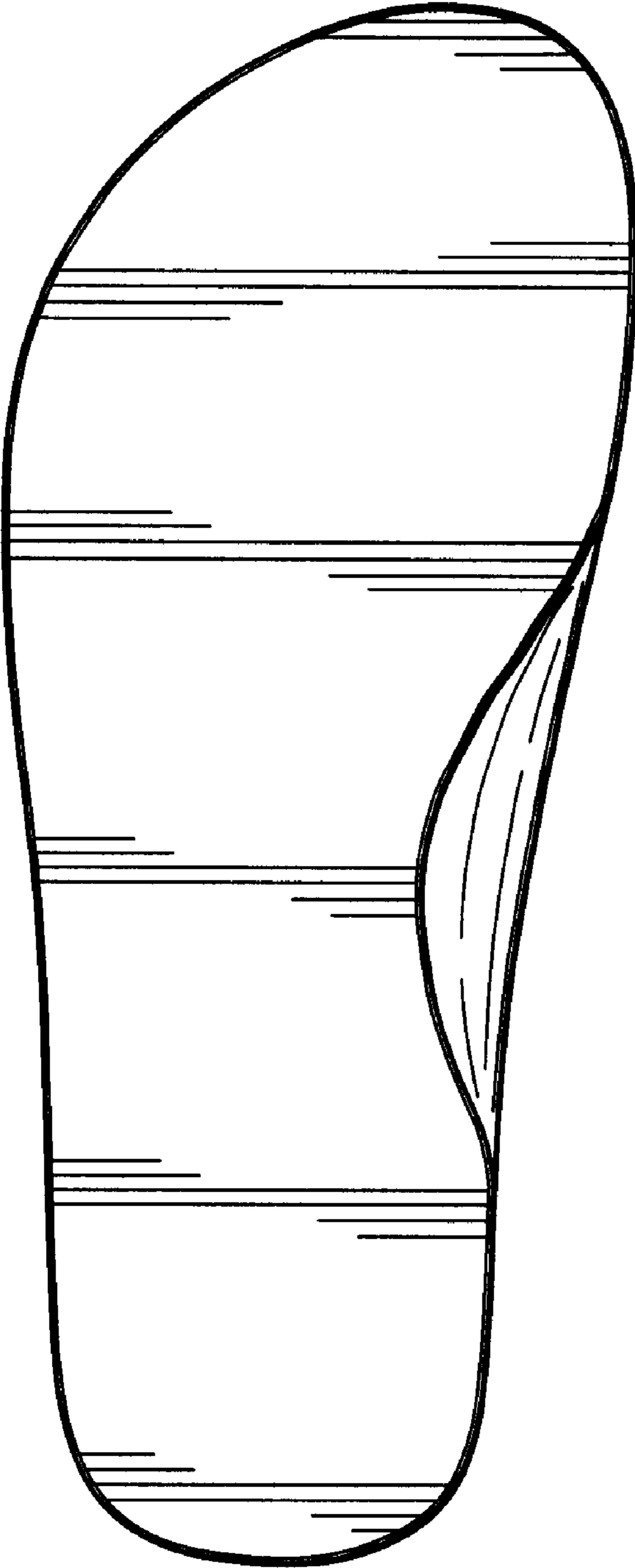
**Fig. 1**



**Fig. 2**




**Fig. 4**




**Fig. 5**



**Fig. 3**



**Fig. 6**



**Fig. 7**