



US00D532569S

(12) **United States Design Patent**
Libman et al.

(10) **Patent No.:** **US D532,569 S**

(45) **Date of Patent:** **** *Nov. 21, 2006**

(54) **HAND GRIP FOR A MOP**

(75) Inventors: **Robert J. Libman**, Champaign, IL
(US); **Enzo Berti**, Dolo/Venice (IT)

(73) Assignee: **The Libman Company**, Arcola, IL
(US)

(*) Notice: This patent is subject to a terminal disclaimer.

(**) Term: **14 Years**

(21) Appl. No.: **29/176,581**

(22) Filed: **Feb. 24, 2003**

Related U.S. Application Data

(63) Continuation of application No. 29/145,583, filed on Jul. 25, 2001, now Pat. No. Des. 474,869.

(51) **LOC (8) Cl.** **04-01**

(52) **U.S. Cl.** **D32/50**

(58) **Field of Classification Search** D4/138,
D4/199; D7/393, 395, 401.2; D8/303; D32/40,
D32/44, 50, 51; 16/110.1, 421, 422, 426,
16/430, 431, DIG. 12, DIG. 19; 74/543,
74/551.1, 551.8, 551.9; 15/116.1, 116.2,
15/119.1, 119.2, 120.1, 120.2, 229.1, 229.2,
15/143.1, 144.1, 144.4, 145

See application file for complete search history.

(56) **References Cited**

U.S. PATENT DOCUMENTS

2,046,164 A * 6/1936 Herkner 473/302
2,765,486 A * 10/1956 Anderson 15/230.11

2,961,676 A * 11/1960 Rebernak et al. 15/119.2
3,556,410 A * 1/1971 Arant
4,308,762 A * 1/1982 Jannard 74/551.9
4,416,166 A * 11/1983 Jannard et al. 74/551.9
D274,565 S * 7/1984 Smith, Jr. et al. D32/44
4,468,830 A * 9/1984 Batchelor 15/119.2
5,060,338 A 10/1991 Yates et al.
5,581,839 A * 12/1996 Ferrell, Jr. 15/143.1
D387,526 S 12/1997 Berti et al.
5,725,422 A * 3/1998 Leweck 16/426 X
D411,780 S * 7/1999 Muller D7/393
5,934,154 A * 8/1999 Noel 74/551.9
6,115,869 A * 9/2000 Libman 15/120.1

FOREIGN PATENT DOCUMENTS

EP 414989 A1 * 3/1991
JP 02303988 A * 12/1990

* cited by examiner

Primary Examiner—Alan P. Douglas

Assistant Examiner—Lavone D. Tabor

(74) *Attorney, Agent, or Firm*—Banner & Witcoff, Ltd.

(57) **CLAIM**

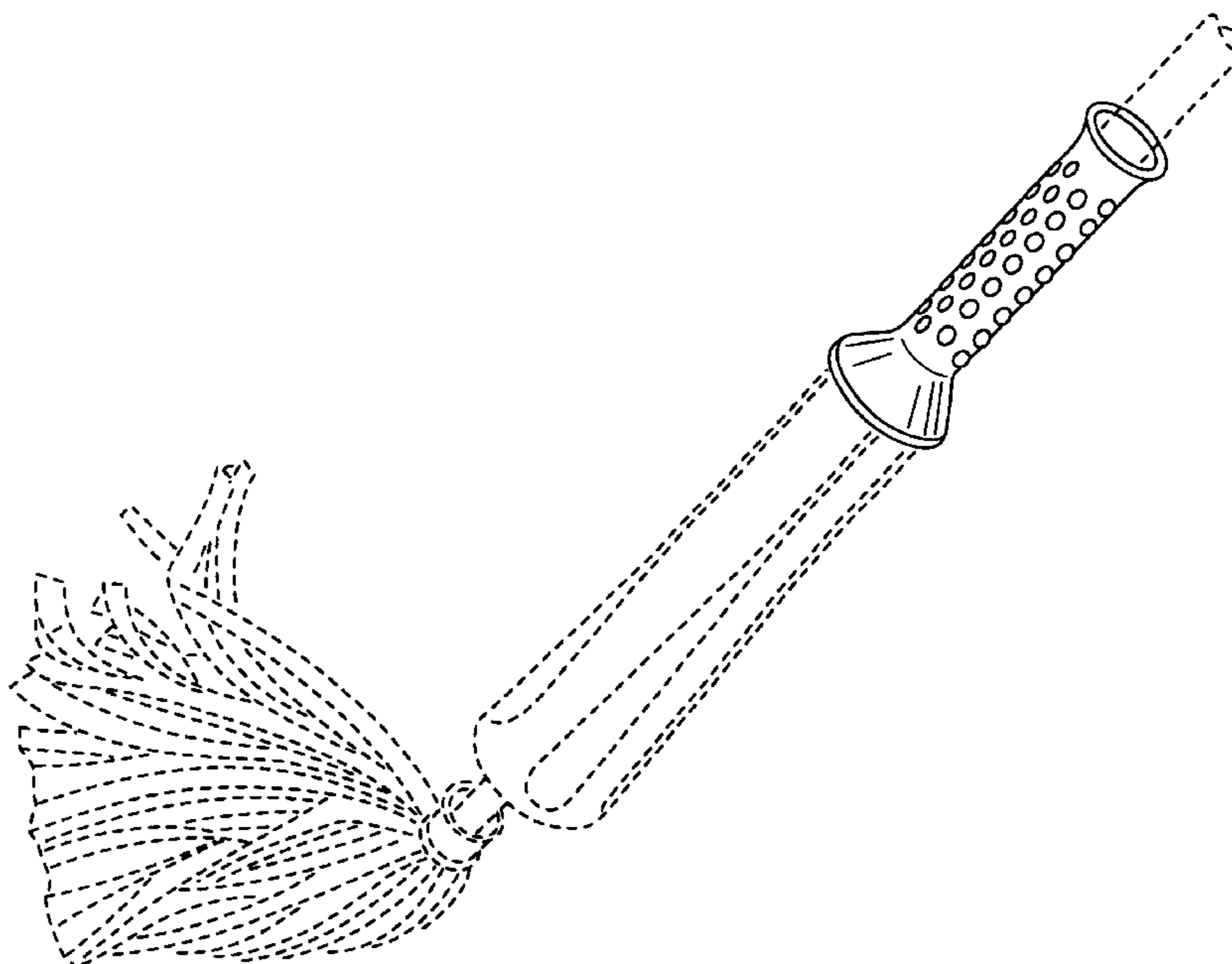
The ornamental design for a hand grip for a mop, as shown and described.

DESCRIPTION

FIG. 1 is a perspective view of a hand grip for a mop in accordance with the present invention; and, FIG. 2 is an enlarged side view of the hand grip of the mop of FIG. 1.

The broken line showing of the remainder of the mop in FIG. 1 is for illustrative purposes only and forms no part of the claimed design.

1 Claim, 1 Drawing Sheet



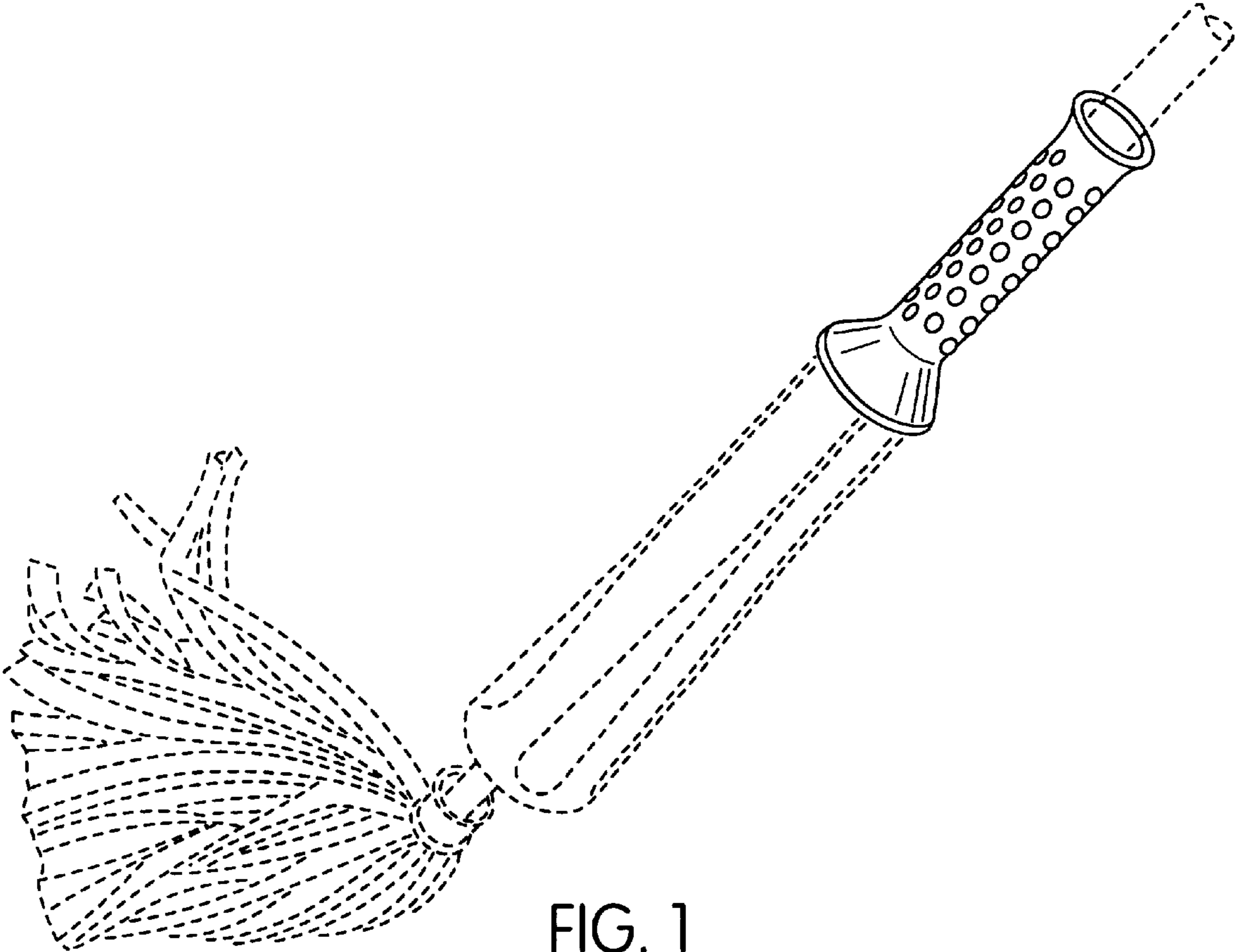


FIG. 1

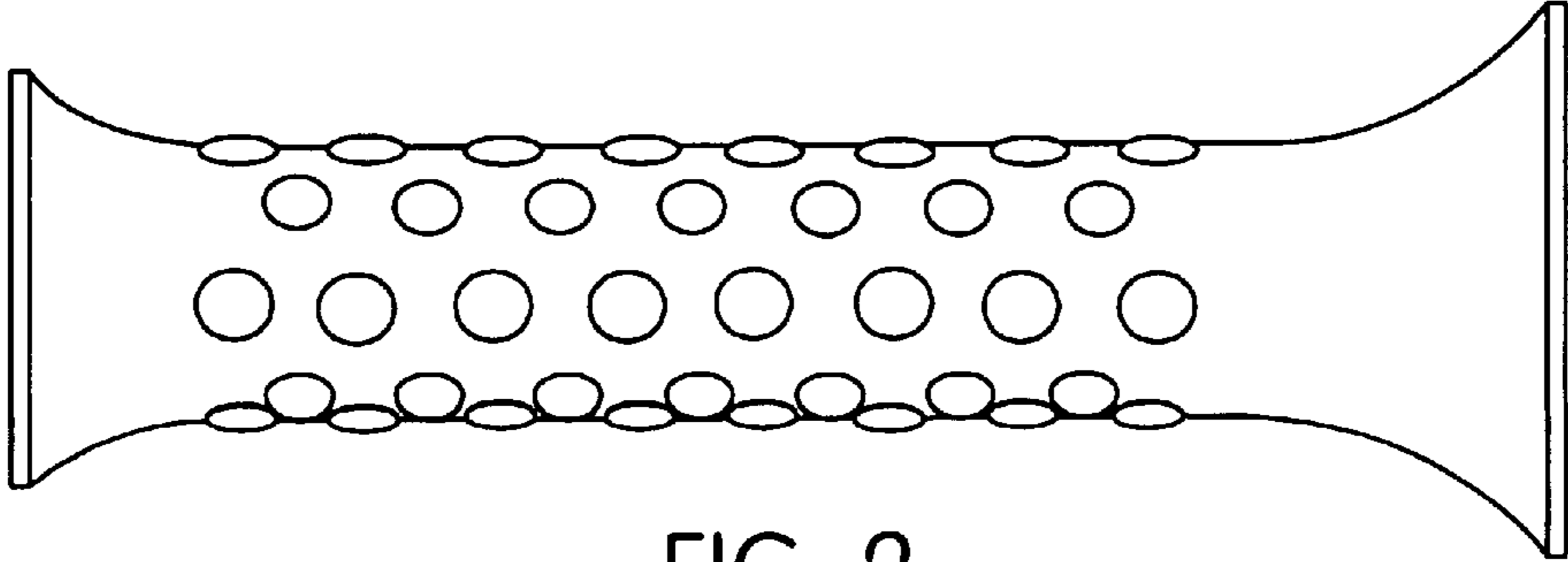


FIG. 2