



US00D532565S

(12) **United States Design Patent**
Donovan et al.

(10) **Patent No.:** **US D532,565 S**

(45) **Date of Patent:** **** Nov. 21, 2006**

(54) **FLOOR MOUNTED CLEANING ACCESSORY**

5,947,807 A * 9/1999 Overseth 451/533
D473,685 S * 4/2003 McLain et al. D32/25

(75) Inventors: **Gregory P. Donovan**, Incline Village,
NV (US); **Fred T. Gregovich**, Sparks,
NV (US)

* cited by examiner

(73) Assignee: **Iron-Tongue, LLC**, Incline Village, NV
(US)

Primary Examiner—Louis S. Zarfes

Assistant Examiner—Kathleen Sims

(74) *Attorney, Agent, or Firm*—Locke Liddell & Sapp LLP

(**) Term: **14 Years**

(57) **CLAIM**

The ornamental design for a floor mounted cleaning acces-
sory, as shown and described.

(21) Appl. No.: **29/245,099**

(22) Filed: **Dec. 19, 2005**

DESCRIPTION

(51) **LOC (8) Cl.** **15-05**

FIG. 1 is a perspective view of a floor mounted cleaning
accessory.

(52) **U.S. Cl.** **D32/25**

FIG. 2 is a side view of the floor mounted cleaning acces-
sory.

(58) **Field of Classification Search** D32/19,
D32/15, 16, 25, 35, 40, 51, 52; 15/256.52,
15/327.6, 327.7, 4, 28, 87, 50.1, 345, 415.1,
15/209.1, 210, 244.1; D4/102, 119, 120
See application file for complete search history.

FIG. 3 is a front view of the floor mounted cleaning
accessory.

FIG. 4 is an opposite side view from FIG. 2 of the floor
mounted cleaning accessory.

(56) **References Cited**

U.S. PATENT DOCUMENTS

1,114,163	A	*	10/1914	Mansfield	15/228
1,748,549	A	*	2/1930	Gillis	15/118
1,945,823	A	*	2/1934	Rasch et al.	51/297
3,537,121	A	*	11/1970	McAvoy	15/230.12
3,761,991	A	*	10/1973	Moss	15/229.1
4,418,438	A	*	12/1983	Cutler	15/230
4,961,243	A	*	10/1990	Barber	15/230
5,007,128	A	*	4/1991	Englund et al.	15/230.16

FIG. 5 is a back view of the floor mounted cleaning
accessory.

FIG. 6 is a top view of the floor mounted cleaning accessory;
and,

FIG. 7 is a bottom view of the floor mounted cleaning
accessory.

The broken line showing is for illustrative purposes only and
forms no part of the claimed design.

1 Claim, 1 Drawing Sheet

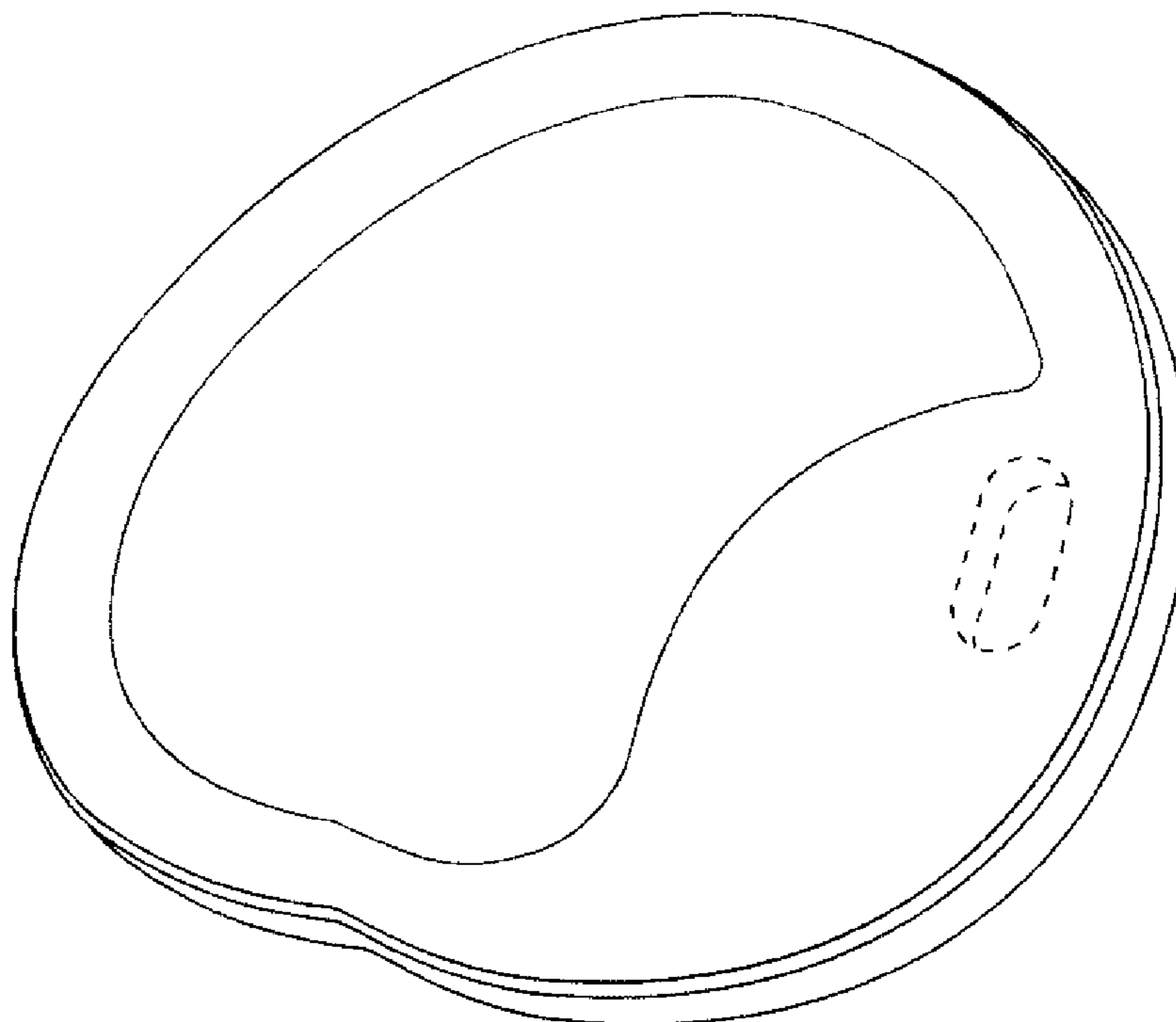


Fig. 1

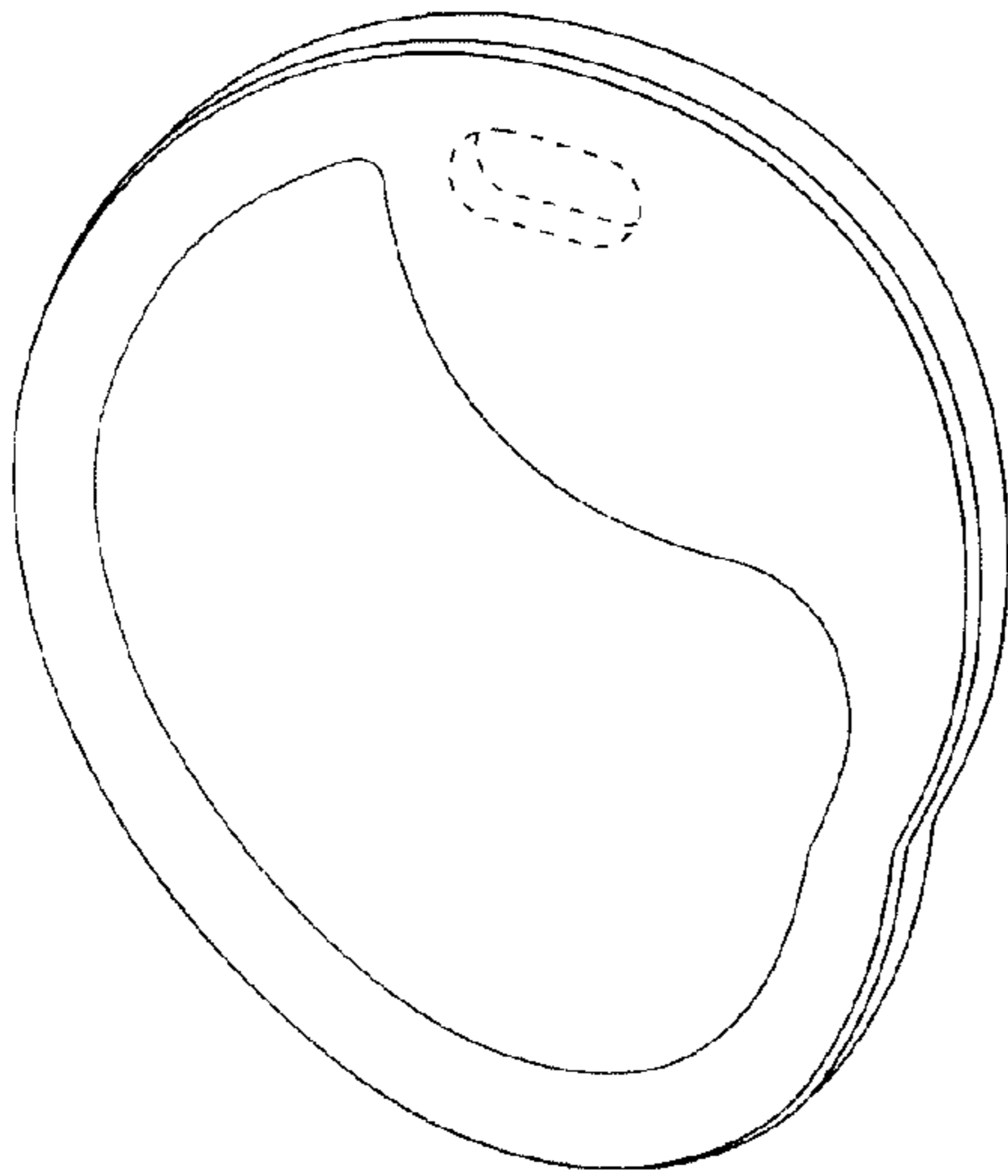


Fig. 2




Fig. 3

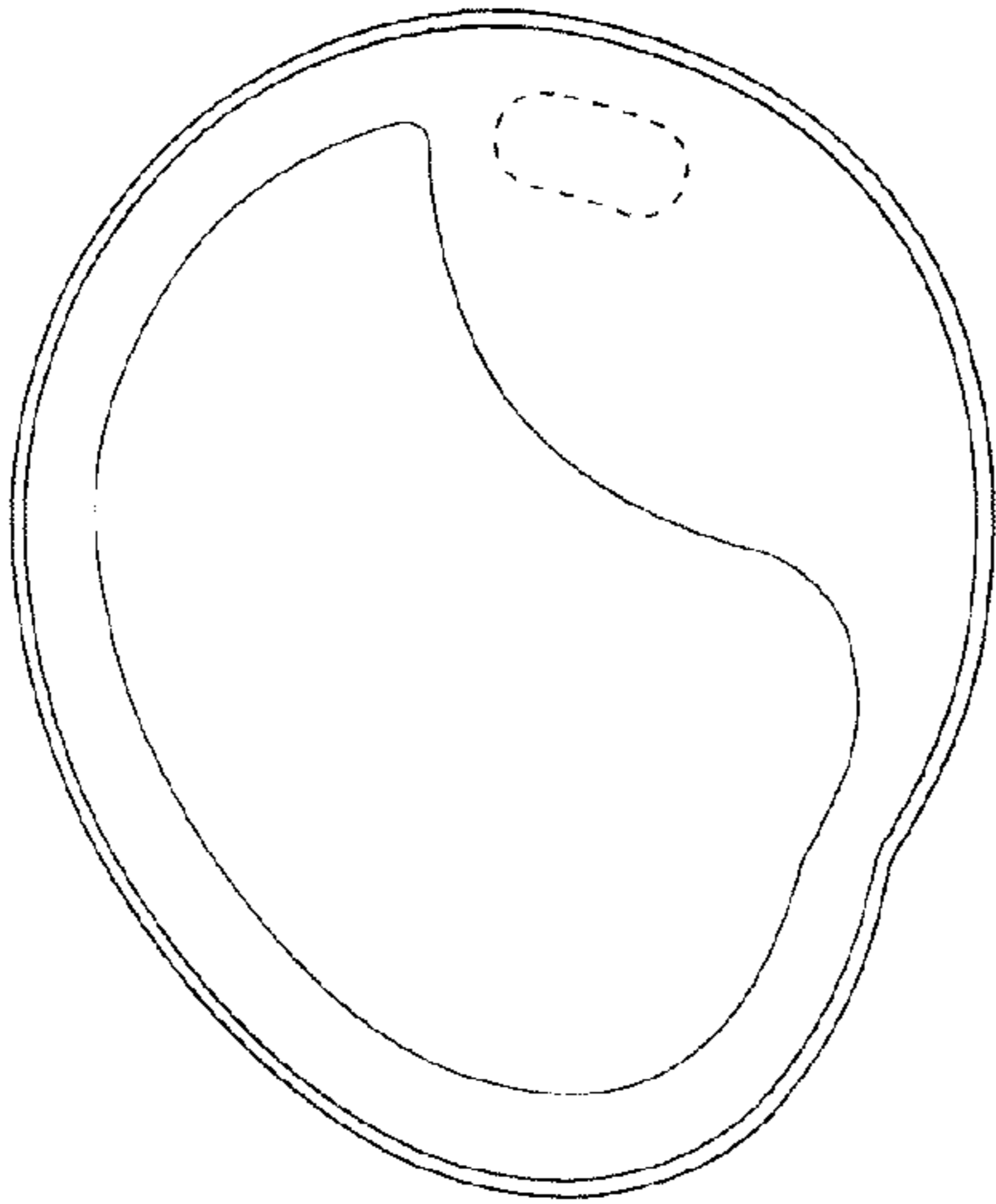


Fig. 4




Fig. 5

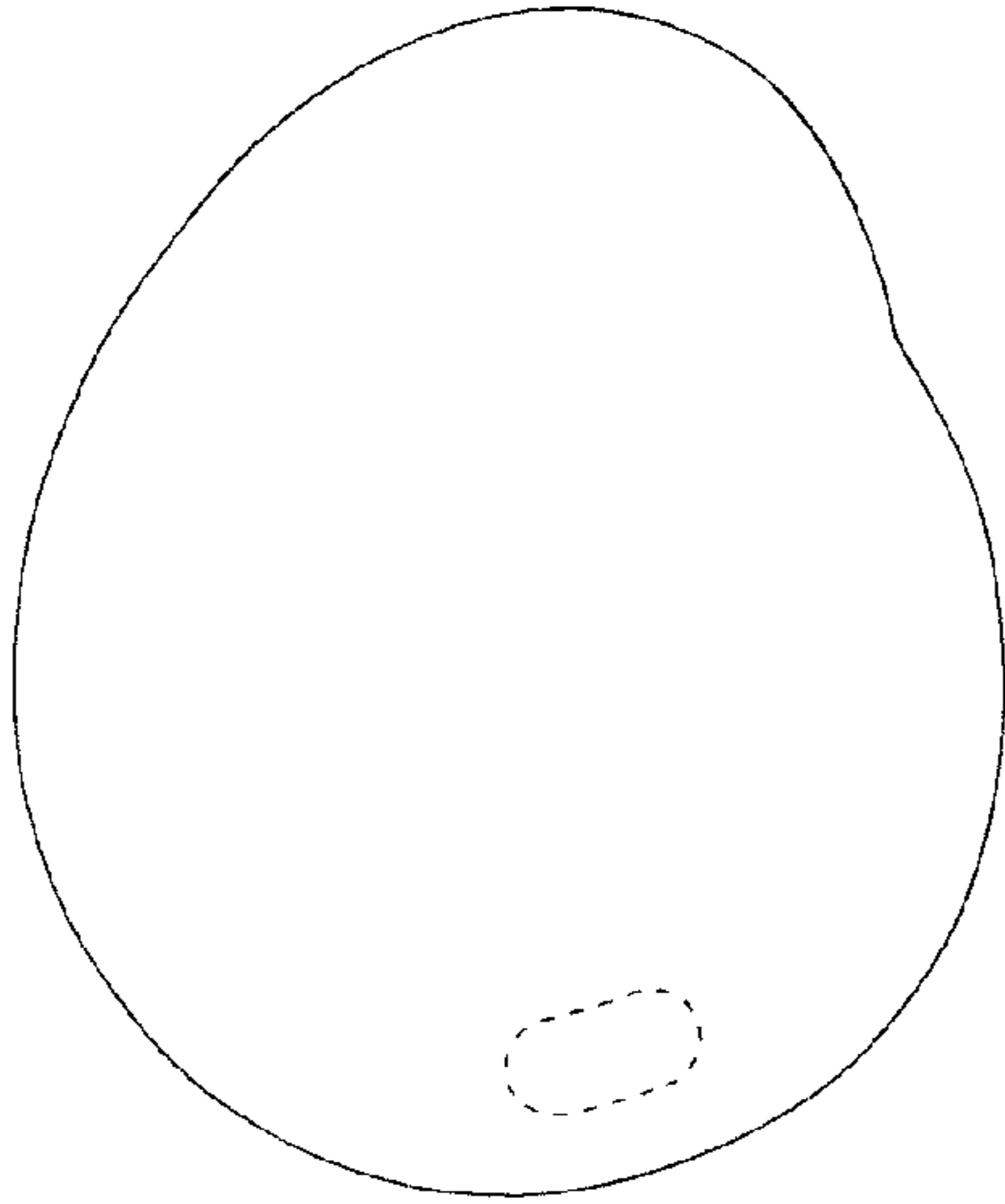


Fig. 6



Fig. 7

