



US00D532561S

(12) **United States Design Patent**
La Luzerne

(10) **Patent No.:** **US D532,561 S**
(45) **Date of Patent:** **** Nov. 21, 2006**

(54) **BIRD CAGE COVER**

(76) Inventor: **Randal La Luzerne**, 15127 E.
Ridgeway Dr., Fountain Hills, AZ (US)
85268

(**) Term: **14 Years**

(21) Appl. No.: **29/243,638**

(22) Filed: **Nov. 30, 2005**

Related U.S. Application Data

(62) Division of application No. 29/210,910, filed on Aug. 9,
2004, now Pat. No. Des. 520,685.

(51) **LOC (8) Cl.** **30-02**

(52) **U.S. Cl.** **D30/119; D6/610**

(58) **Field of Classification Search** D30/108,
D30/109, 110-119; 119/428, 453, 459, 470;
D6/610

See application file for complete search history.

(56) **References Cited**

U.S. PATENT DOCUMENTS

| | | | | | | |
|-----------|---|---|---------|--------------|-------|---------|
| 1,015,766 | A | * | 1/1912 | Stone | | 119/470 |
| 3,297,001 | A | * | 1/1967 | Locke et al. | | 119/470 |
| 4,947,794 | A | * | 8/1990 | Baldwin | | 119/470 |
| 5,088,445 | A | * | 2/1992 | Brindamour | | 119/469 |
| D402,845 | S | * | 12/1998 | Hanzok | | D6/610 |
| D413,038 | S | * | 8/1999 | Trimarchi | | D6/610 |
| 5,954,014 | A | * | 9/1999 | Wamsley | | 119/497 |
| 6,062,169 | A | * | 5/2000 | Wade et al. | | 119/165 |

| | | | | | | |
|-----------|----|---|---------|-----------|-------|---------|
| 6,581,545 | B1 | * | 6/2003 | Foster | | 119/482 |
| D481,887 | S | * | 11/2003 | Ellwanger | | D6/610 |
| D515,746 | S | * | 2/2006 | Sequino | | D30/119 |

OTHER PUBLICATIONS

Valley Vet Supply: Direct Pet Store —Fall 2002. Littermaid
Cat Tent. Top, right p. 18.*
Cat Cage Cover. Dec. 29, 2002. www.countrymun/images/
cat/cagecover.jpg.*

* cited by examiner

Primary Examiner—Louis S. Zarfes

Assistant Examiner—Anhdao Doan

(74) *Attorney, Agent, or Firm*—Mathew R. P. Perrone

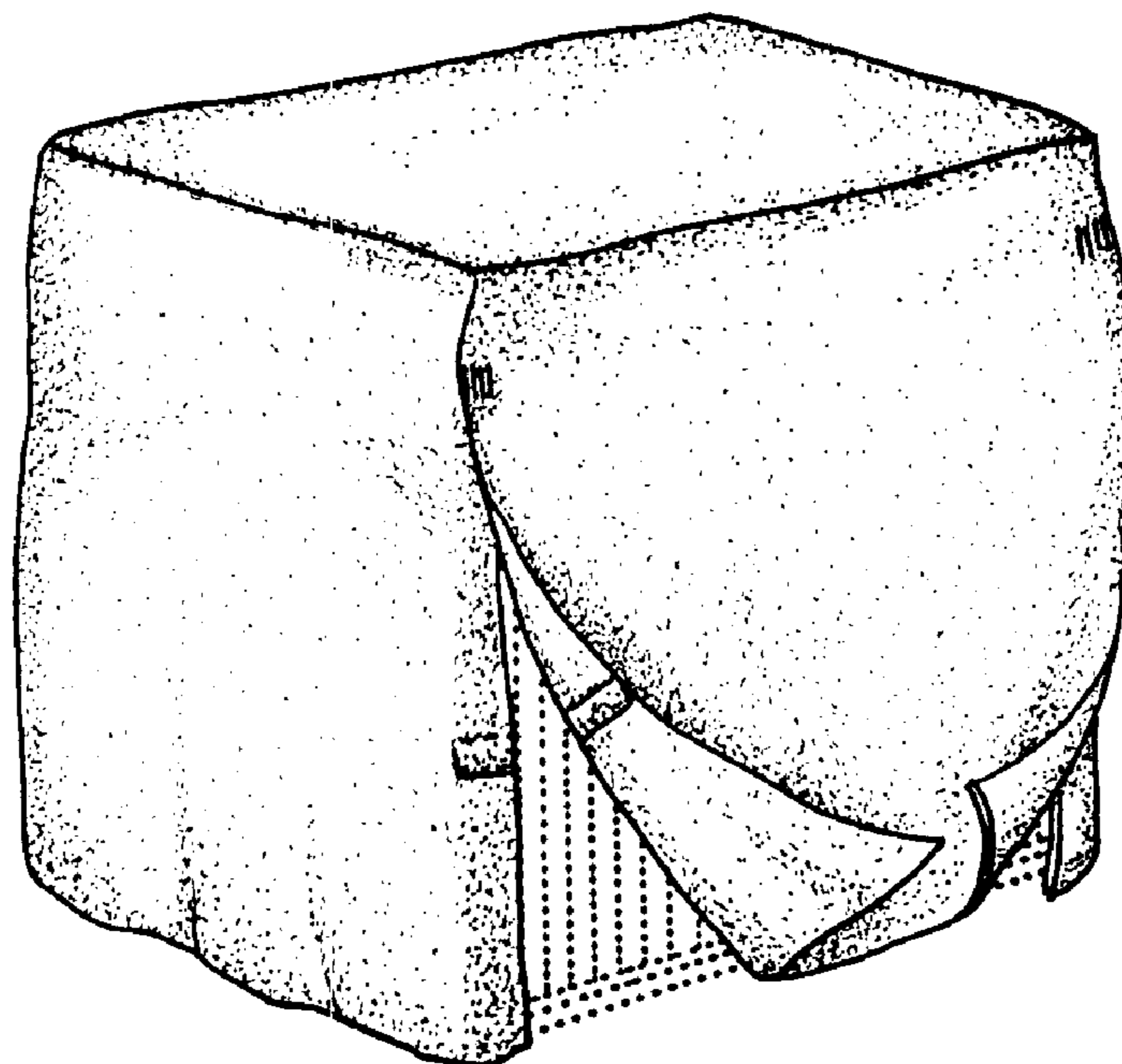
(57) **CLAIM**

The ornamental design for a bird cage cover, as shown and
described.

DESCRIPTION

FIG. 1 is a front perspective view of a bird cage cover with
a front panel lifted showing my new design;
FIG. 2 is a front view thereof with a front panel down;
FIG. 3 is a rear view thereof;
FIG. 4 is a top view thereof;
FIG. 5 is a bottom view thereof;
FIG. 6 is an end view thereof; and,
FIG. 7 is an opposite end view thereof.
The broken line showing of the bird cage in FIG. 1 is for
illustrative purposes only and forms no part of the claimed
design.

1 Claim, 2 Drawing Sheets




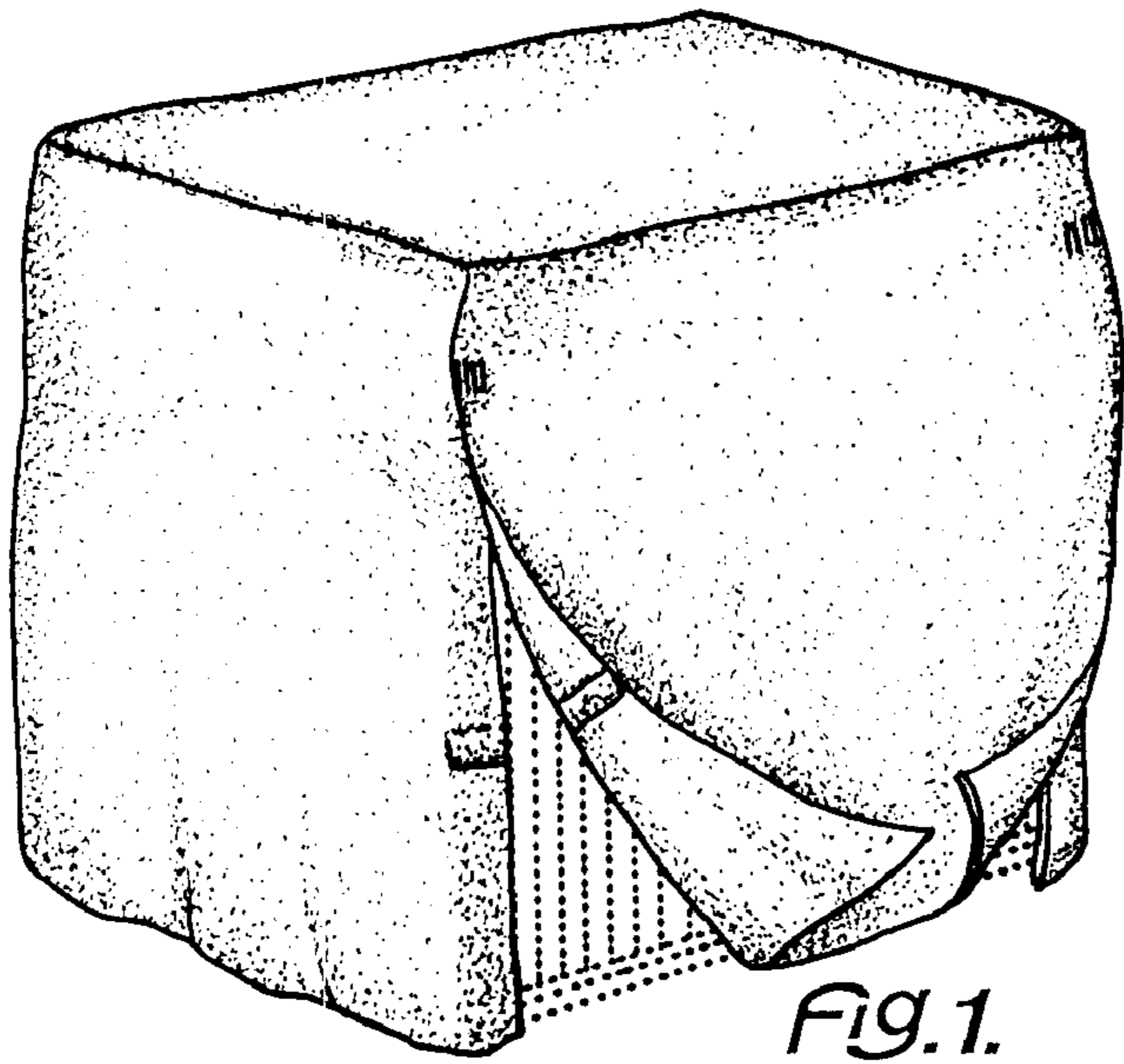




FIG. 4.




FIG. 5.




FIG. 6.




FIG. 7.