



US00D532555S

(12) **United States Design Patent** (10) **Patent No.:** **US D532,555 S**
Getgey et al. (45) **Date of Patent:** **** Nov. 21, 2006**

(54) **HEAD AND NECK OF MOTORIZED FLOSSER**

(75) Inventors: **William F. Getgey**, Cincinnati, OH (US); **Carl R. Andry**, Lawrenceburg, IN (US); **Gregory R. Furnish**, Louisville, KY (US)

(73) Assignee: **William Getgey Company, Inc.**, Cincinnati, OH (US)

(**) Term: **14 Years**

(21) Appl. No.: **29/246,080**

(22) Filed: **Jan. 27, 2006**

(51) **LOC (8) Cl.** **28-03**

(52) **U.S. Cl.** **D28/65**

(58) **Field of Classification Search** D28/65-68;
D4/100-102; 433/141, 146, 147; 132/322-329
See application file for complete search history.

(56) **References Cited**

U.S. PATENT DOCUMENTS

1,640,607 A	8/1927	Kitley	
2,372,731 A	4/1945	Nalbach et al.	
2,754,833 A	7/1956	Vecchio	
2,807,820 A	10/1957	Dinhofer	
3,156,936 A	11/1964	Hartman et al.	
3,160,902 A	12/1964	Aymar	
3,178,754 A	4/1965	Cleverdon	
3,240,077 A	3/1966	Smith	
3,378,017 A	4/1968	Stiles	
3,978,852 A	9/1976	Annoni	
4,156,620 A	5/1979	Clemens	
4,292,705 A	10/1981	Stouffer	
4,338,957 A	* 7/1982	Meibauer	132/322

(Continued)

OTHER PUBLICATIONS

Gregg A. DuPont, DVM, *Understanding dental plaque: biofilm dynamics*, Journal of Veterinary Dentistry, vol. 14, No. 3, Sep. 1997.

Casey Chen, PhD, DDS and Sandra K. Rich, RDH, MPH, PhD, *Biofilm Basics*, Dimensions of Dental Hygiene, Feb./Mar. 2003.

B. Guggenheilm, E. Giersten, P. Schupbach, and S. Shapiro, *Validation of an in vitro Biofilm Model of Supragingival Plaque*, Journal of Dental Research, 80(1) 2001.

Justin Merrit; Maxwell H. Anderson, DDS, MS, MEd; No-Hee Parks, DDS, PhD; and Wenyuan Shi, PhD, *Bacterial Biofilm and Dentistry*, CDA Journal, vol. 29, No. 5, May 2001.

S.R. Wood, J. Kirkham, P.D. Marsh, R.C. Shore, B. Nattress, and C. Robinson, *Architecture of Intact Natural Human Plaque Biofilms Studied by Confocal Laser Scanning Microscopy*, Journal of Dental Research, 79(1) 2000.

Pamela R. Overman, RDH, MS, *Biofilm: A New View of Plaque*, The Journal of Contemporary Dental Practice, vol. 1, No. 3, Summer Issue, 2000.

Casey Chen, DDS, PhD, *Periodontitis as a Biofilm Infection*, CDA Journal, Vol., 20, No. 5, May 2001.

Caren M. Barnes, RDH, MS, *The Bottom Line*, Dimensions of Dental Care, Feb./Mar. 2003.

Primary Examiner—Janice E. Seeger

Assistant Examiner—Zenia I Bennett

(74) *Attorney, Agent, or Firm*—Wood, Herron & Evans, LLP

(57) **CLAIM**

The ornamental design for a head and neck of motorized flosser, as shown and described.

DESCRIPTION

FIG. 1 is a perspective view of head and neck of a motorized flosser showing the body of the flosser in broken lines for environmental purposes only and forming no part of the claimed design;

FIG. 2 is an enlarged perspective view of the head and neck of the motorized flosser of FIG. 1;

FIG. 3 is a front elevational view thereof;

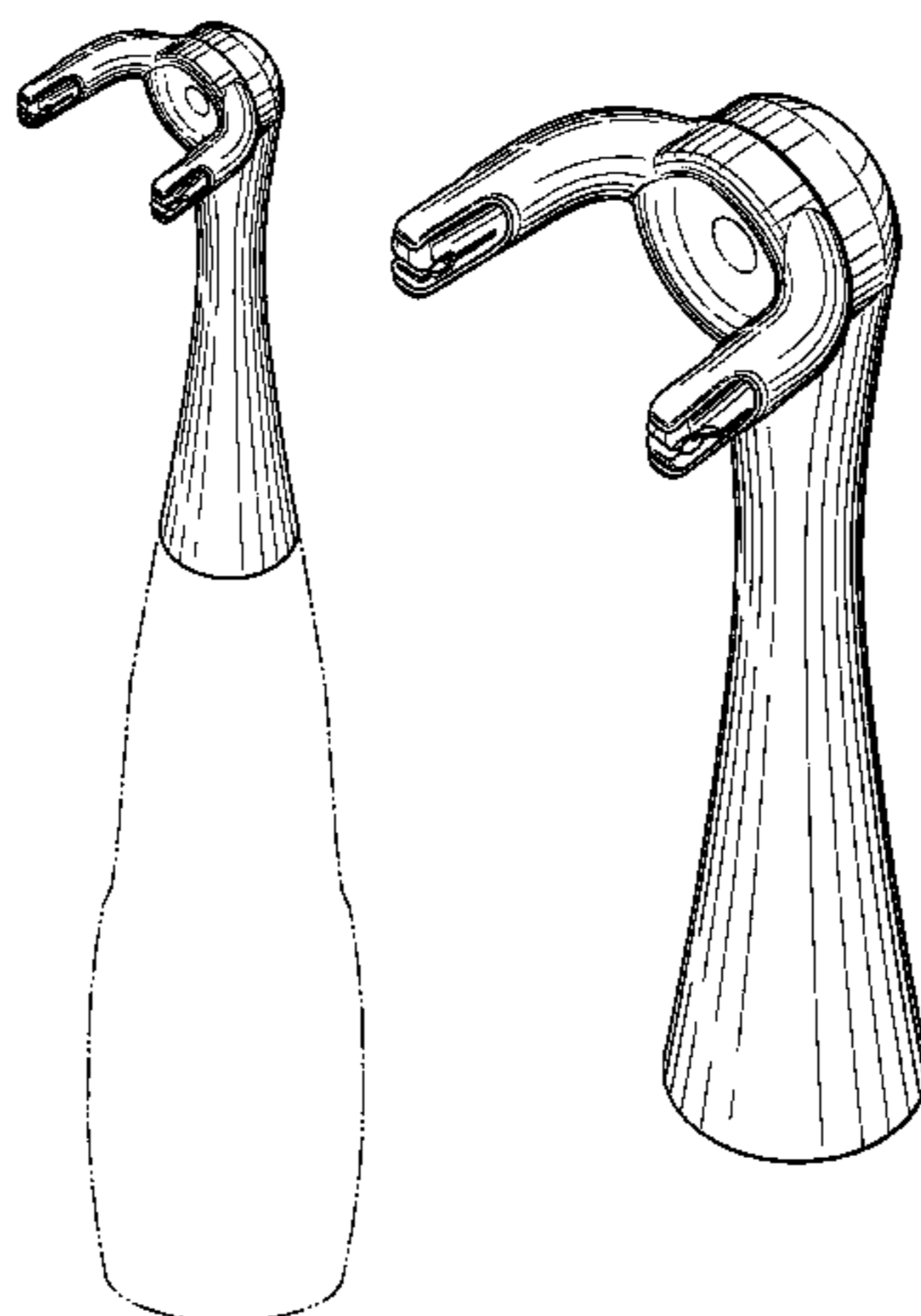
FIG. 4 is a side elevational view thereof, the opposite side being a mirror image thereof;

FIG. 5 is a rear elevational view thereof;

FIG. 6 is a top plan view thereof; and,

FIG. 7 is a bottom plan view thereof.

1 Claim, 5 Drawing Sheets



US D532,555 S

U.S. PATENT DOCUMENTS					
			RE35,712 E	1/1998	Murayama
4,445,858 A	5/1984	Johnson	5,709,233 A	1/1998	Boland et al.
D284,896 S *	7/1986	Ching-Chou D28/68	5,738,124 A	4/1998	Cervato
D298,176 S *	10/1988	Davis D28/68	5,762,078 A	6/1998	Zebuhr
D299,560 S	1/1989	Dalton	5,769,102 A	6/1998	Zebuhr
4,807,752 A	2/1989	Chodorow	5,896,867 A	4/1999	McGaha et al.
D310,274 S	8/1990	Wisegerber	D411,769 S *	7/1999	Wright D4/101
D311,595 S	10/1990	Ewald	5,921,254 A	7/1999	Carlucci et al.
D312,328 S	11/1990	Page	6,000,083 A	12/1999	Blaustein et al.
D316,163 S	4/1991	Brewer	D420,805 S	2/2000	Bahl
5,033,150 A	7/1991	Gross et al.	6,047,711 A	4/2000	Wagner
D322,491 S	12/1991	Huskey	D424,748 S	5/2000	Dolan
D323,721 S	2/1992	Bushberger	D428,206 S	7/2000	Lillbacka
5,127,415 A	7/1992	Preciutti	6,138,689 A	10/2000	Stern
5,170,809 A	12/1992	Imai et al.	6,178,579 B1	1/2001	Blaustein et al.
5,183,064 A	2/1993	Barth	D437,976 S	2/2001	Narayanan et al.
5,184,632 A	2/1993	Gross et al.	6,189,693 B1	2/2001	Blaustein et al.
D340,314 S	10/1993	Woodyard	6,360,395 B1	3/2002	Blaustein et al.
5,261,430 A	11/1993	Mochel	6,371,294 B1	4/2002	Blaustein et al.
D343,477 S	1/1994	Ichikawa et al.	6,564,940 B1	5/2003	Blaustein et al.
D348,332 S	6/1994	Haggett-King et al.	D481,829 S	11/2003	Gwen
5,331,983 A	7/1994	Father	D494,712 S	8/2004	Getgey
5,353,460 A	10/1994	Bauman	6,836,917 B1	1/2005	Blaustein et al.
5,359,747 A	11/1994	Amakasu	D503,496 S	3/2005	Nanda
D356,655 S	3/1995	Maniago	6,886,570 B1	5/2005	Lai et al.
5,411,041 A	5/1995	Ritter	6,932,216 B1	8/2005	Blaustein et al.
5,461,744 A	10/1995	Merbach	2002/0178519 A1	12/2002	Zarlengo
5,483,982 A *	1/1996	Bennett et al. 132/323	2003/0098037 A1 *	5/2003	Dougan et al. 132/323
5,564,446 A	10/1996	Wiltshire	2004/0035439 A1	2/2004	Lai et al.
5,573,020 A	11/1996	Robinson	2004/0079384 A1	4/2004	Lai et al.
5,617,601 A	4/1997	McDougall	2004/0187887 A1	9/2004	Beckman
D381,122 S *	7/1997	Ando D28/65	2004/0194797 A1	10/2004	Xin
5,650,035 A	7/1997	McGaha et al.	2005/0000537 A1	1/2005	Junkins
5,662,130 A	9/1997	Wiltshire	2006/0042650 A1 *	3/2006	Ochs 132/323
5,666,983 A	9/1997	McCullough et al.			

* cited by examiner

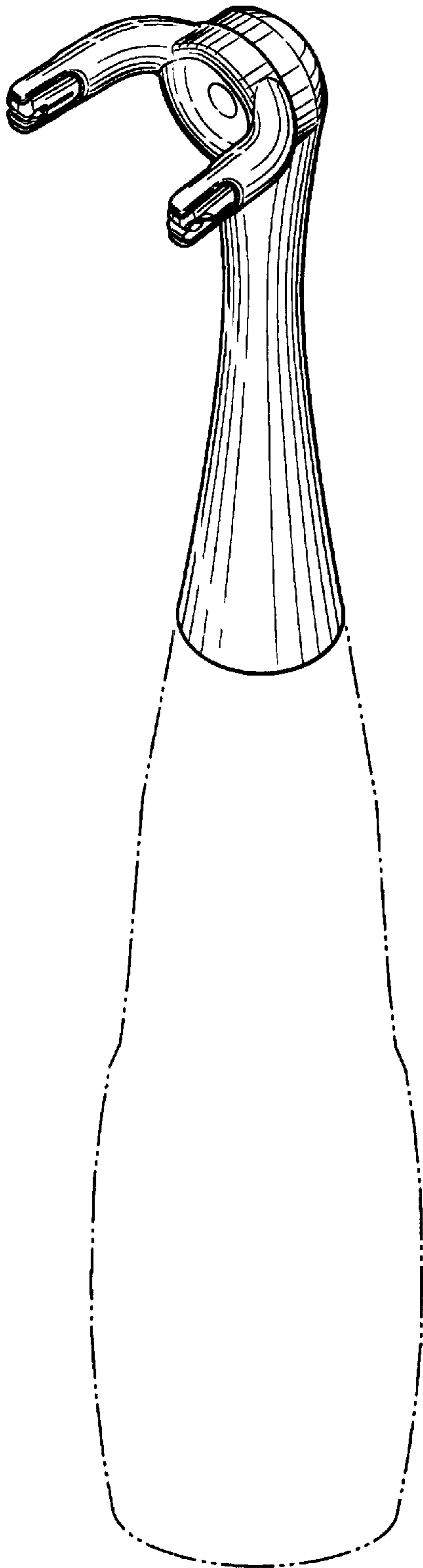


FIG. 1

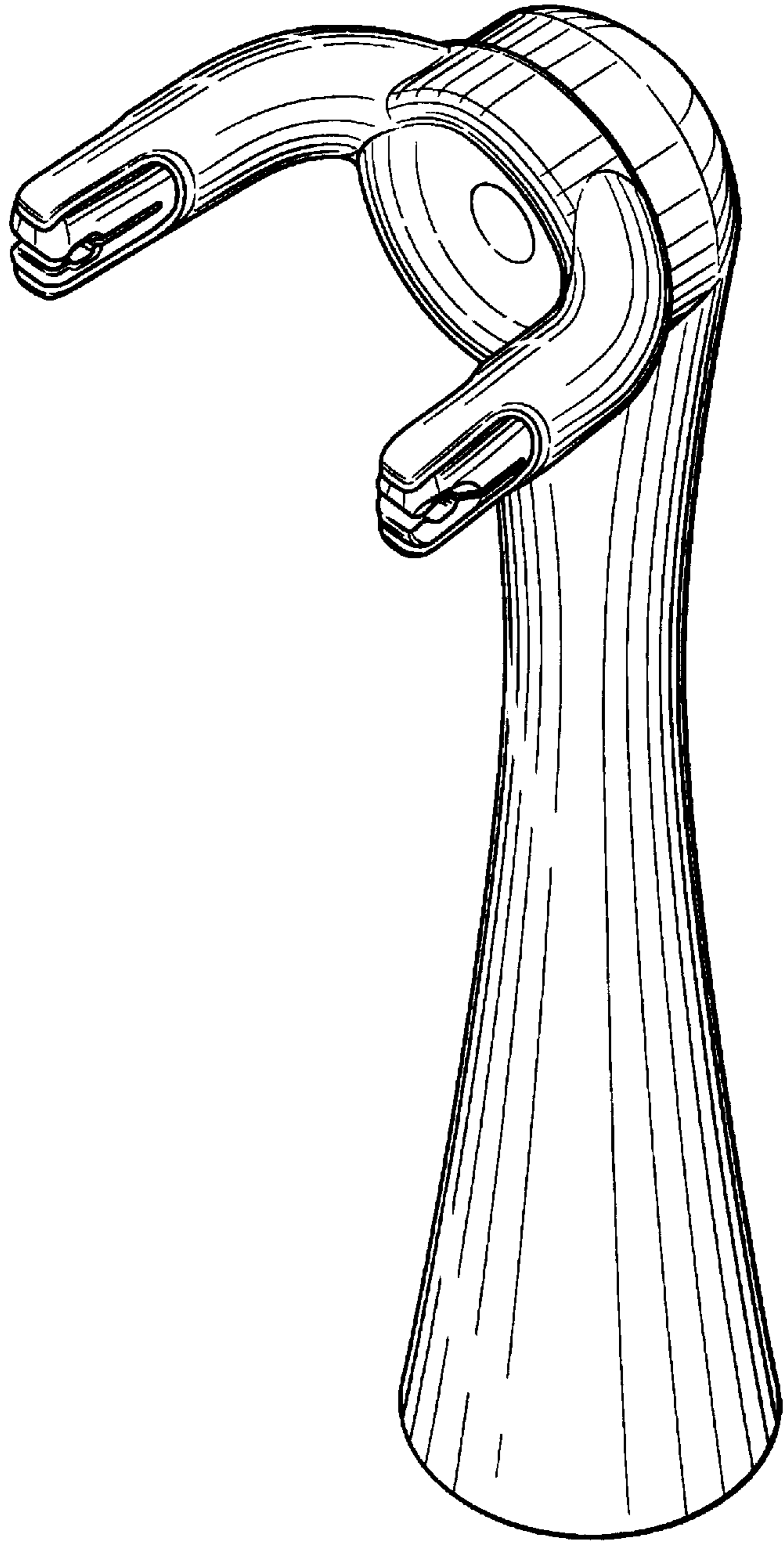


FIG. 2

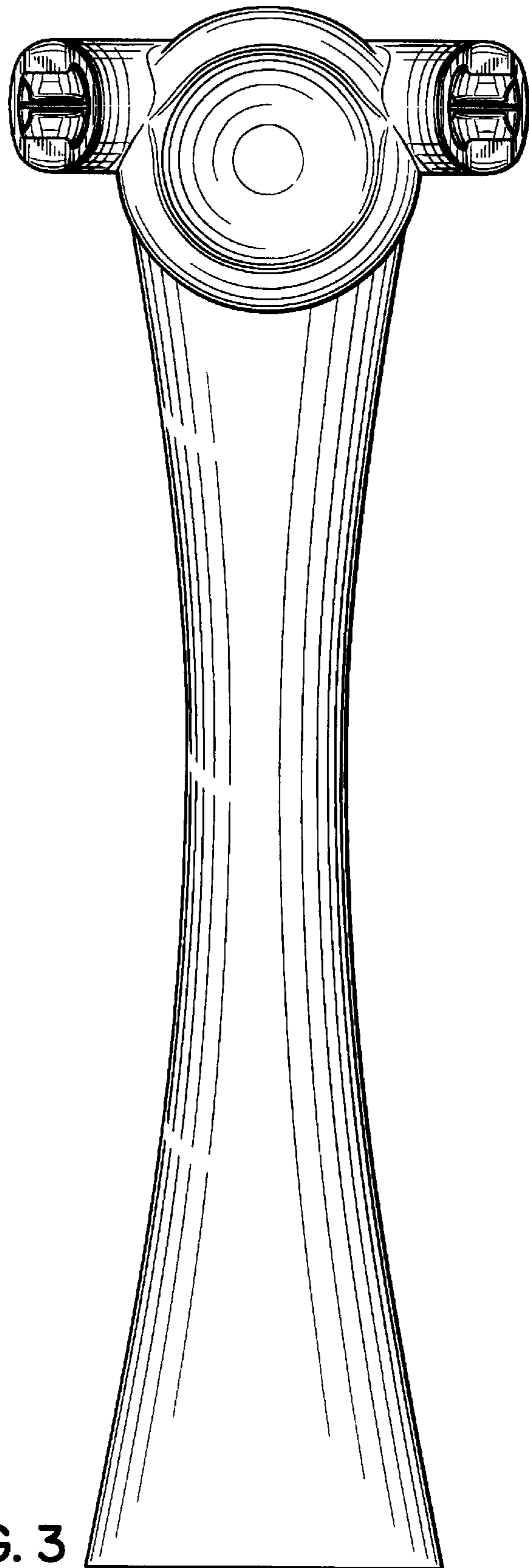


FIG. 3

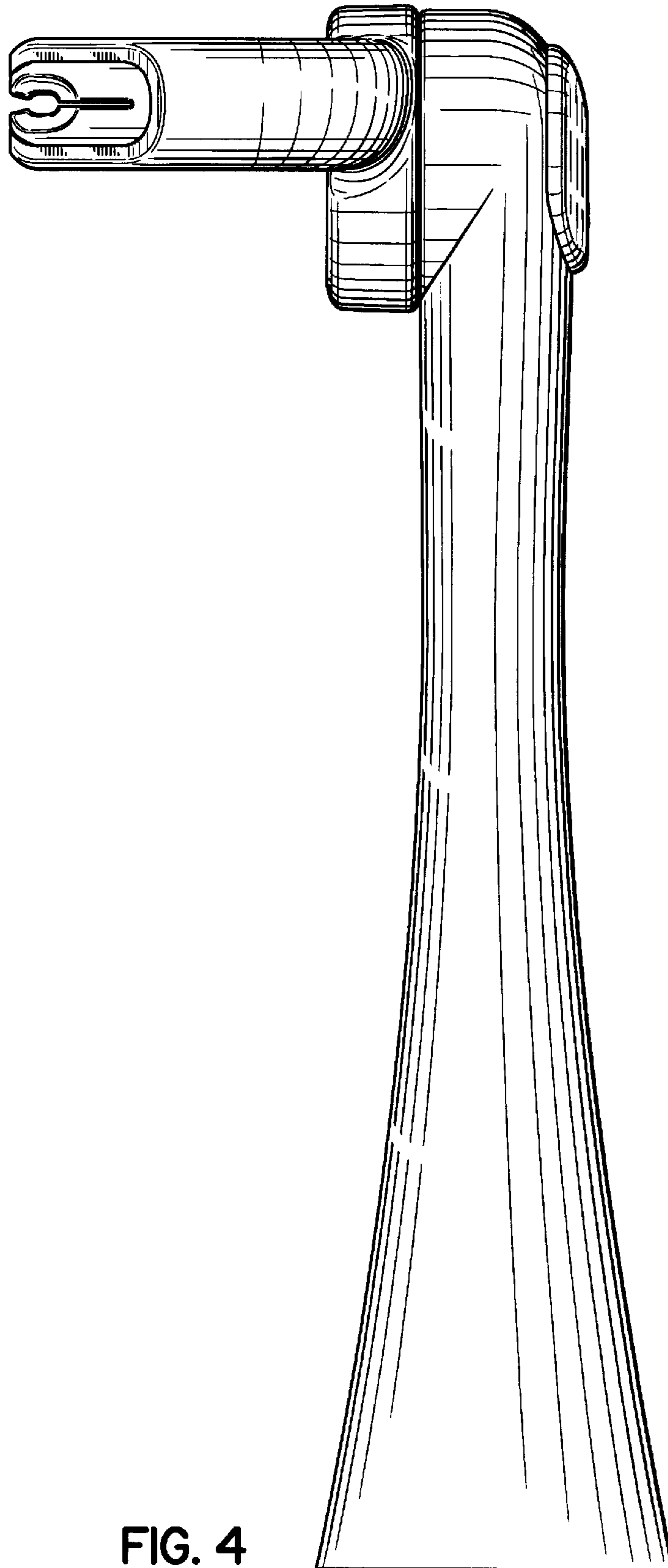


FIG. 4

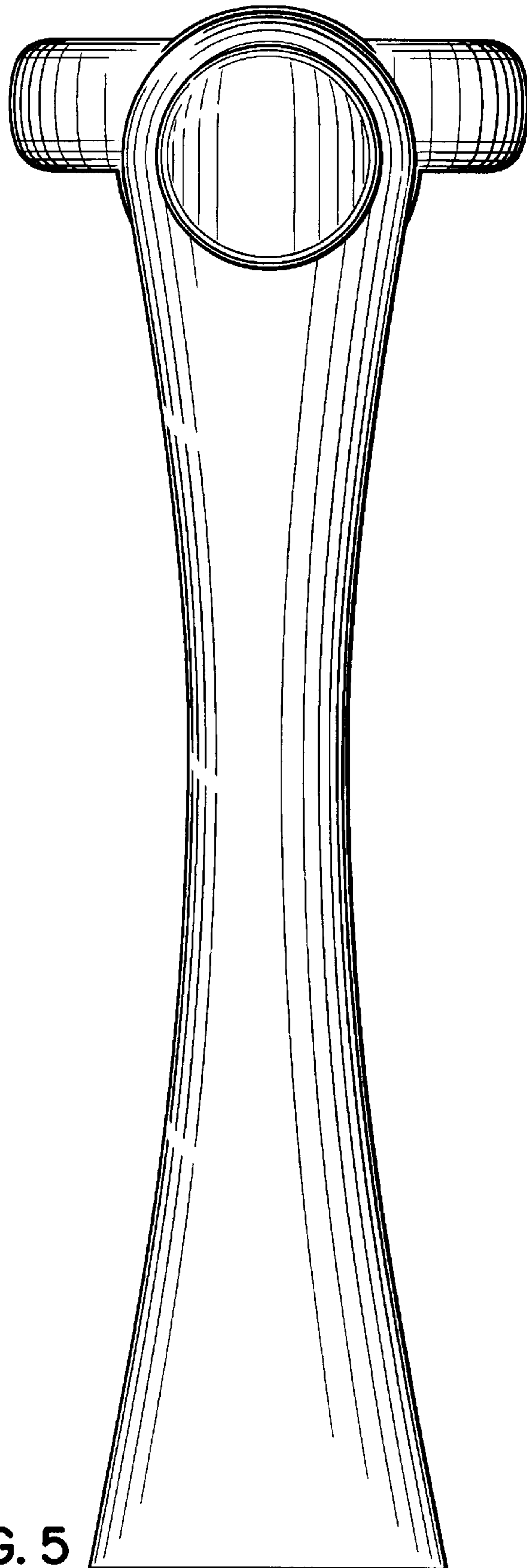


FIG. 5

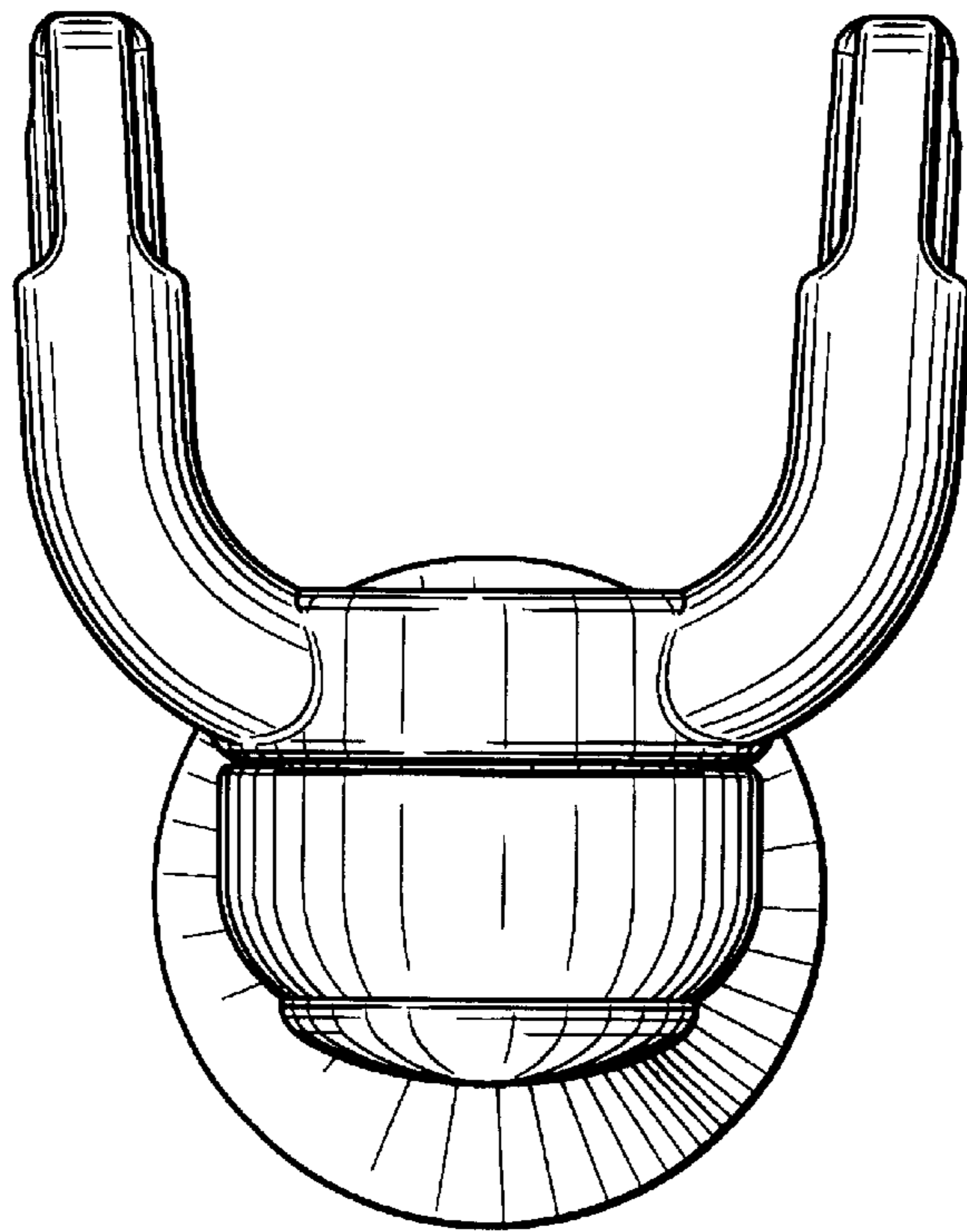


FIG. 6

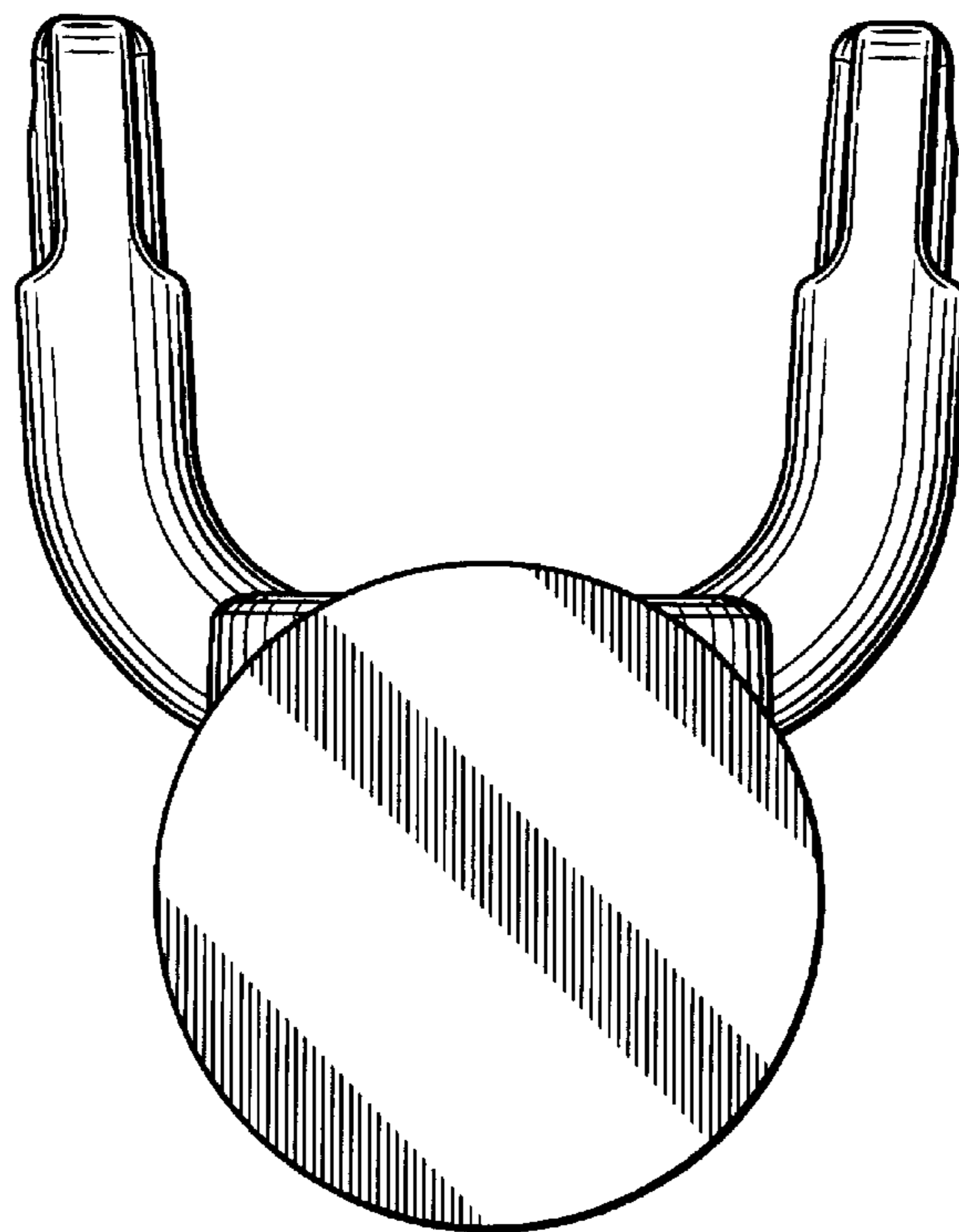


FIG. 7