



US00D532552S

(12) **United States Design Patent**
Hsu

(10) **Patent No.:** **US D532,552 S**

(45) **Date of Patent:** **** Nov. 21, 2006**

(54) **HAND DRYER**

(75) Inventor: **Chi-Chin Hsu**, Taipei County (TW)

(73) Assignee: **Hokwang Industries Co., Ltd.**, Taipei County (TW)

(**) Term: **14 Years**

(21) Appl. No.: **29/241,819**

(22) Filed: **Nov. 2, 2005**

(51) **LOC (8) Cl.** **28-03**

(52) **U.S. Cl.** **D28/54.1**

(58) **Field of Classification Search** D28/54.1,
D28/58, 12; 392/380, 381; D23/357, 361,
D23/383, 385, 370, 371; 34/266, 201, 202;
D7/91, 350.4

See application file for complete search history.

(56) **References Cited**

U.S. PATENT DOCUMENTS

- D87,069 S * 5/1932 Lippert D28/11
- D151,515 S * 10/1948 Hewitt D28/54.1
- D294,740 S * 3/1988 Yonezawa et al. D28/12
- D309,195 S * 7/1990 Pilolla et al. D28/54.1
- D341,447 S * 11/1993 Cummings D28/54.1

- D401,116 S * 11/1998 Demore D7/602
- D412,645 S * 8/1999 Yang D7/609
- D425,253 S * 5/2000 Ayre D28/54.1
- D438,344 S * 2/2001 Curzon D28/54.1

* cited by examiner

Primary Examiner—Janice E. Seeger

Assistant Examiner—Zenia I Bennett

(74) *Attorney, Agent, or Firm*—Birch, Stewart, Kolasch & Birch, LLP

(57) **CLAIM**

The ornamental design for a hand dryer, as shown and described.

DESCRIPTION

FIG. 1 is a front perspective view of a hand dryer showing my new design;

FIG. 2 is a right side elevational view thereof;

FIG. 3 is a top plan view thereof;

FIG. 4 is a front side elevational view thereof;



FIG. 5 is a bottom plan view thereof;

FIG. 6 is a left side elevational view thereof;

FIG. 7 is a rear side elevational view thereof; and,

FIG. 8 is a rear perspective view thereof.

1 Claim, 6 Drawing Sheets






Fig. 1

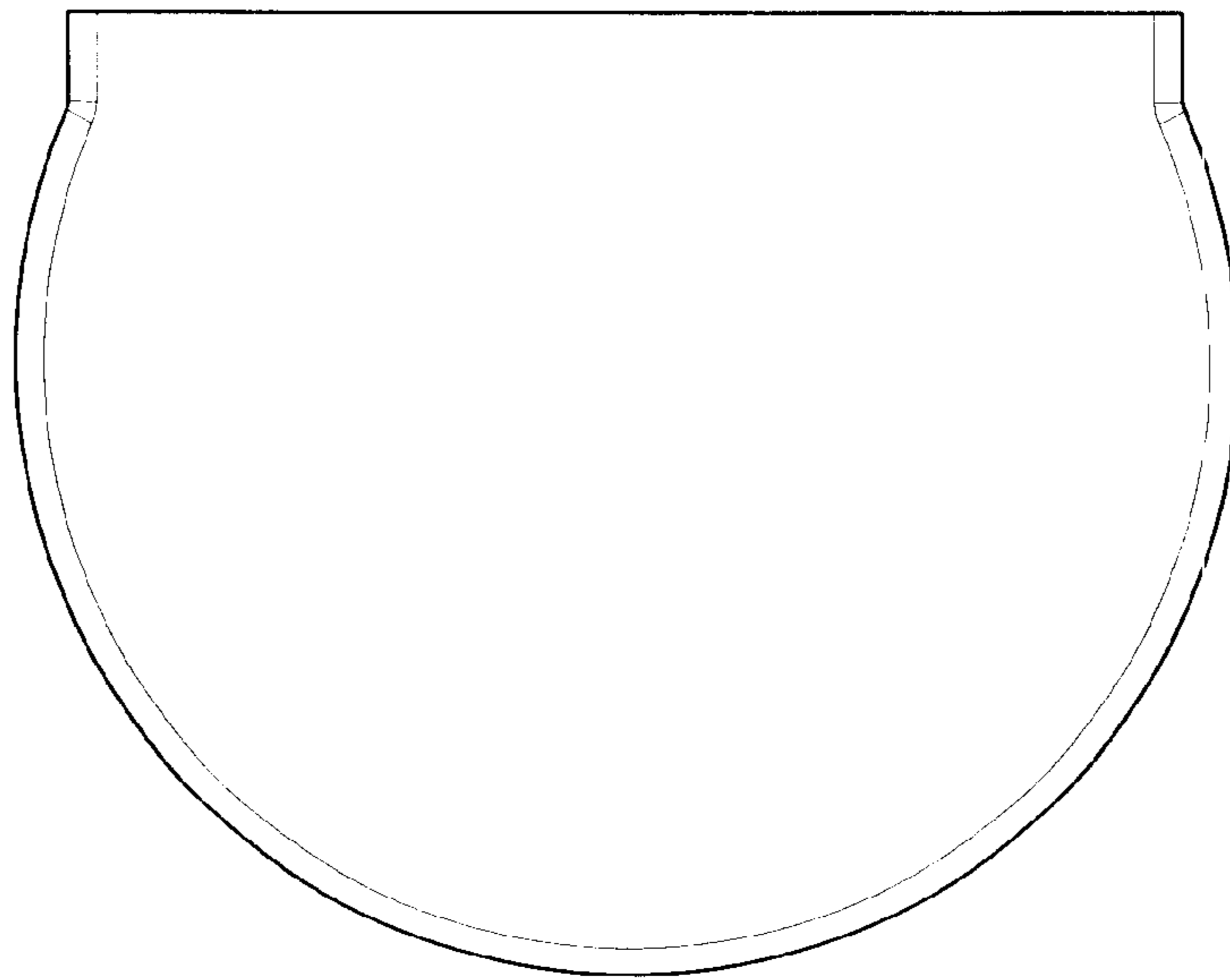


Fig. 3




Fig. 2




Fig. 4

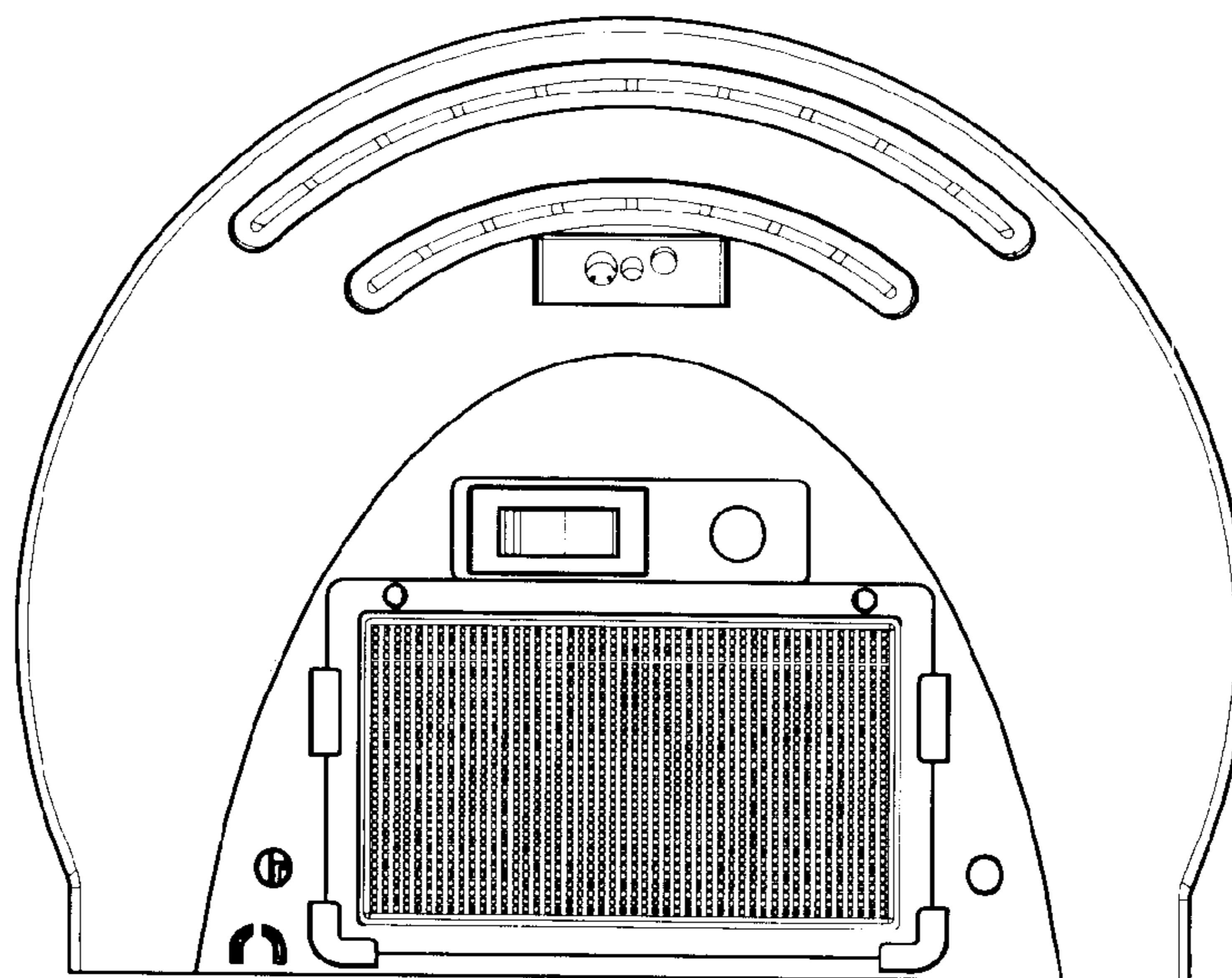


Fig. 5




Fig. 6

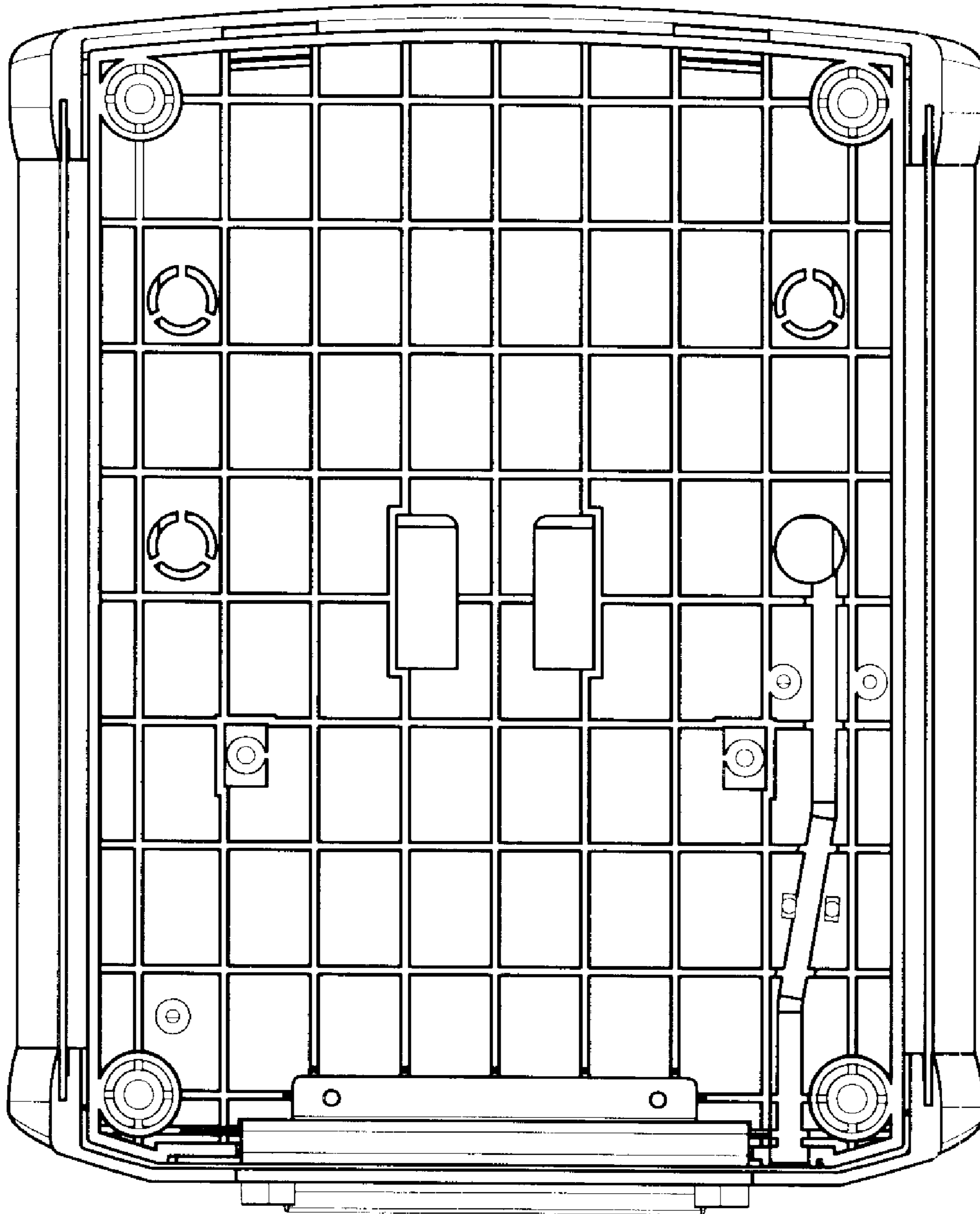


Fig. 7

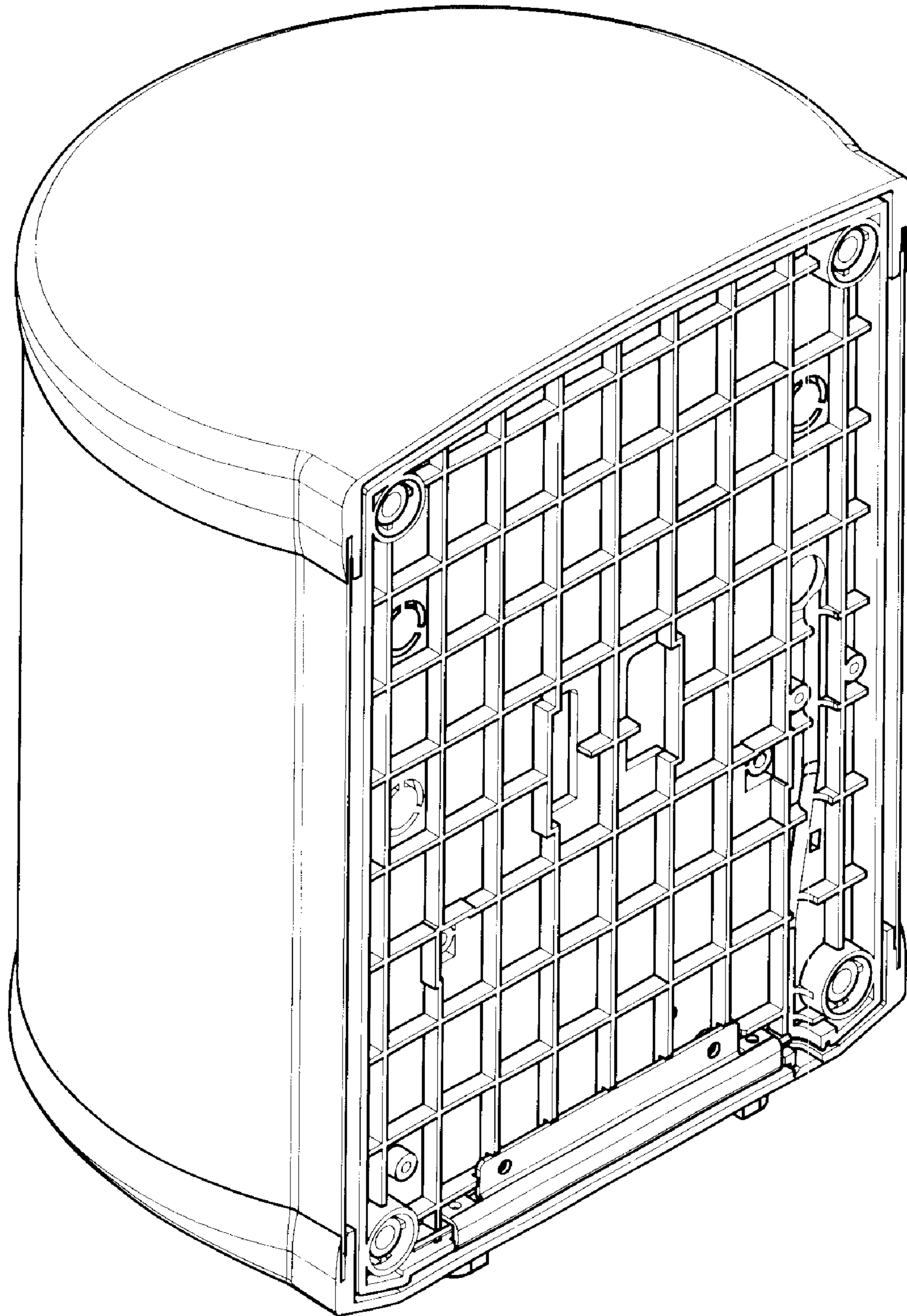


Fig. 8