



US00D532543S

(12) **United States Design Patent**
Julius et al.

(10) **Patent No.:** **US D532,543 S**

(45) **Date of Patent:** **** Nov. 21, 2006**

(54) **FLASHLIGHT**

(76) Inventors: **Josephs W. Julius**, 14338 Savanna Oaks Dr., Savage, MN (US) 55378;
Patrick Fung, Unit 603 29 Austin Road, Tsimshatsui, Kowloon (HK)

(**) **Term:** **14 Years**

(21) **Appl. No.:** **29/242,262**

(22) **Filed:** **Nov. 8, 2005**

(51) **LOC (8) Cl.** **26-02**

(52) **U.S. Cl.** **D26/49**

(58) **Field of Classification Search** D26/37-50;
362/157, 158, 171-174, 183-208
See application file for complete search history.

(56) **References Cited**

U.S. PATENT DOCUMENTS

D343,695 S * 1/1994 Shiau D26/49
D363,361 S * 10/1995 Maglica D26/49

D413,401 S * 8/1999 McDonald et al. D26/49
D414,887 S * 10/1999 McDonald et al. D26/46
D518,217 S * 3/2006 Rugendyke et al. D26/49

* cited by examiner

Primary Examiner—Marcus A. Jackson

(74) *Attorney, Agent, or Firm*—Thomas J. Nikolai; Nikolai & Mersereau, P.A.

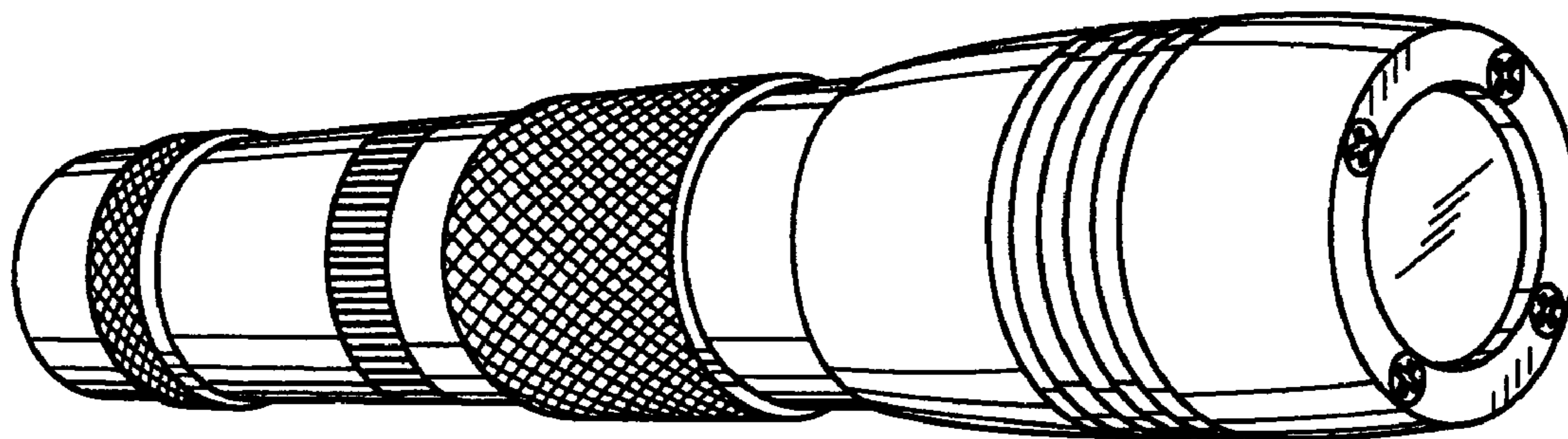
(57) **CLAIM**

The ornamental design for a flashlight, as shown and described.

DESCRIPTION

FIG. 1 is a top view of a flashlight showing my new design.
FIG. 2 is a bottom view thereof;
FIG. 3 is a side view thereof;
FIG. 4 is a second side view thereof, all of the remaining side views being the same; and,
FIG. 5 is a perspective view thereof.

1 Claim, 5 Drawing Sheets






FIG. 1

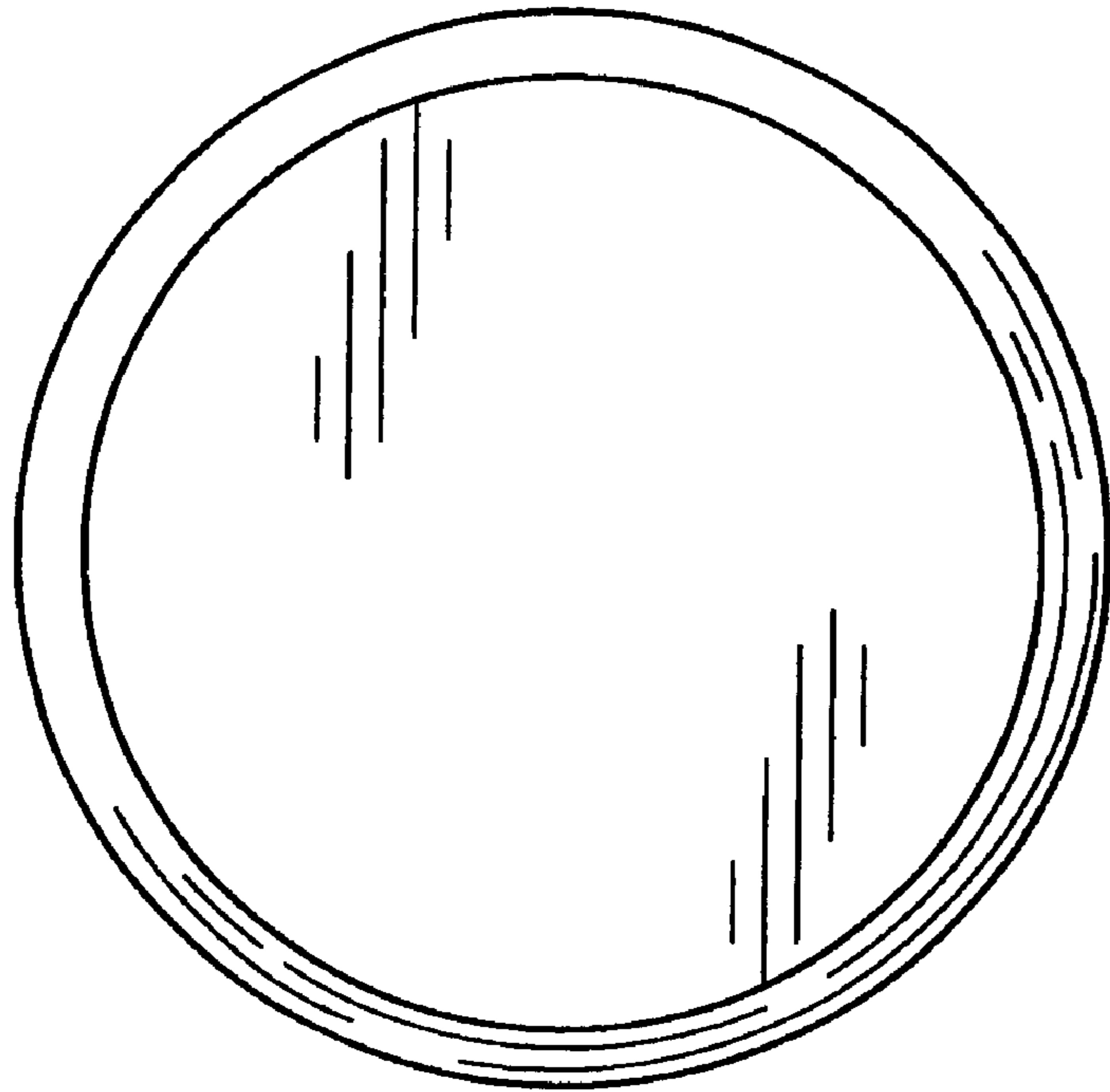


FIG. 2




FIG. 3




FIG. 4

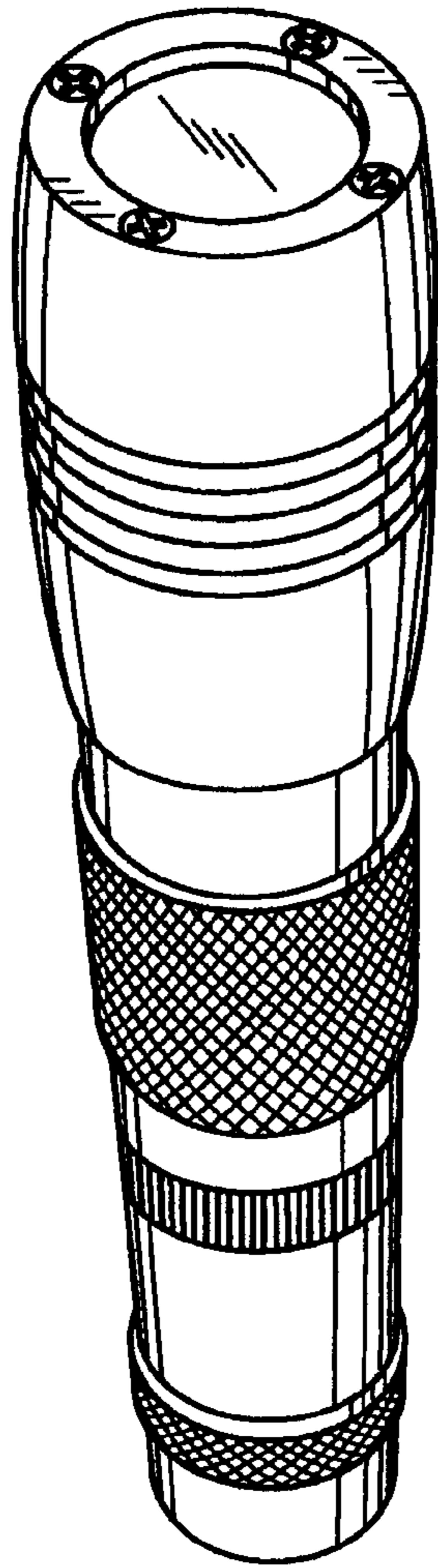


FIG. 5