



US00D532517S

(12) **United States Design Patent**
Wilkinson

(10) **Patent No.:** **US D532,517 S**

(45) **Date of Patent:** **** Nov. 21, 2006**

(54) **LANCET DEVICE**

(75) Inventor: **Bradley Wilkinson**, North Haledon, NJ
(US)

(73) Assignee: **Becton, Dickinson and Company**,
Franklin Lakes, NJ (US)

(**) Term: **14 Years**

(21) Appl. No.: **29/219,598**

(22) Filed: **Dec. 17, 2004**

(51) **LOC (8) Cl.** **24-02**

(52) **U.S. Cl.** **D24/146**

(58) **Field of Classification Search** D24/146,
D24/147, 133, 130; 606/181, 182, 183, 184,
606/167

See application file for complete search history.

D444,557 S	7/2001	Levaughn et al.	
D447,566 S	9/2001	Levaughn et al.	
6,283,982 B1	9/2001	Levaughn et al.	
D460,183 S *	7/2002	Wilkinson et al.	D24/130
6,491,709 B1	12/2002	Sharma et al.	
6,613,064 B1	9/2003	Rutynowski et al.	
D499,182 S	11/2004	Moore	
2001/0039387 A1	11/2001	Rutynowski et al.	
2002/0040230 A1	4/2002	Kuhr	
2002/0082521 A1	6/2002	Sharma	
2003/0109895 A1	6/2003	Taylor et al.	

* cited by examiner

Primary Examiner—Antoine D. Davis

Assistant Examiner—Christopher Lee

(74) *Attorney, Agent, or Firm*—Mark J. Schildkraut

(57) **CLAIM**

The ornamental design for a lancet device, substantially as shown and described.

DESCRIPTION

FIG. 1 is an overall perspective view of a lancet device showing my design;

FIG. 2 is a top view thereof;

FIG. 3 is a side view thereof;

FIG. 4 is a front view thereof; and,

FIG. 5 is a rear view thereof.

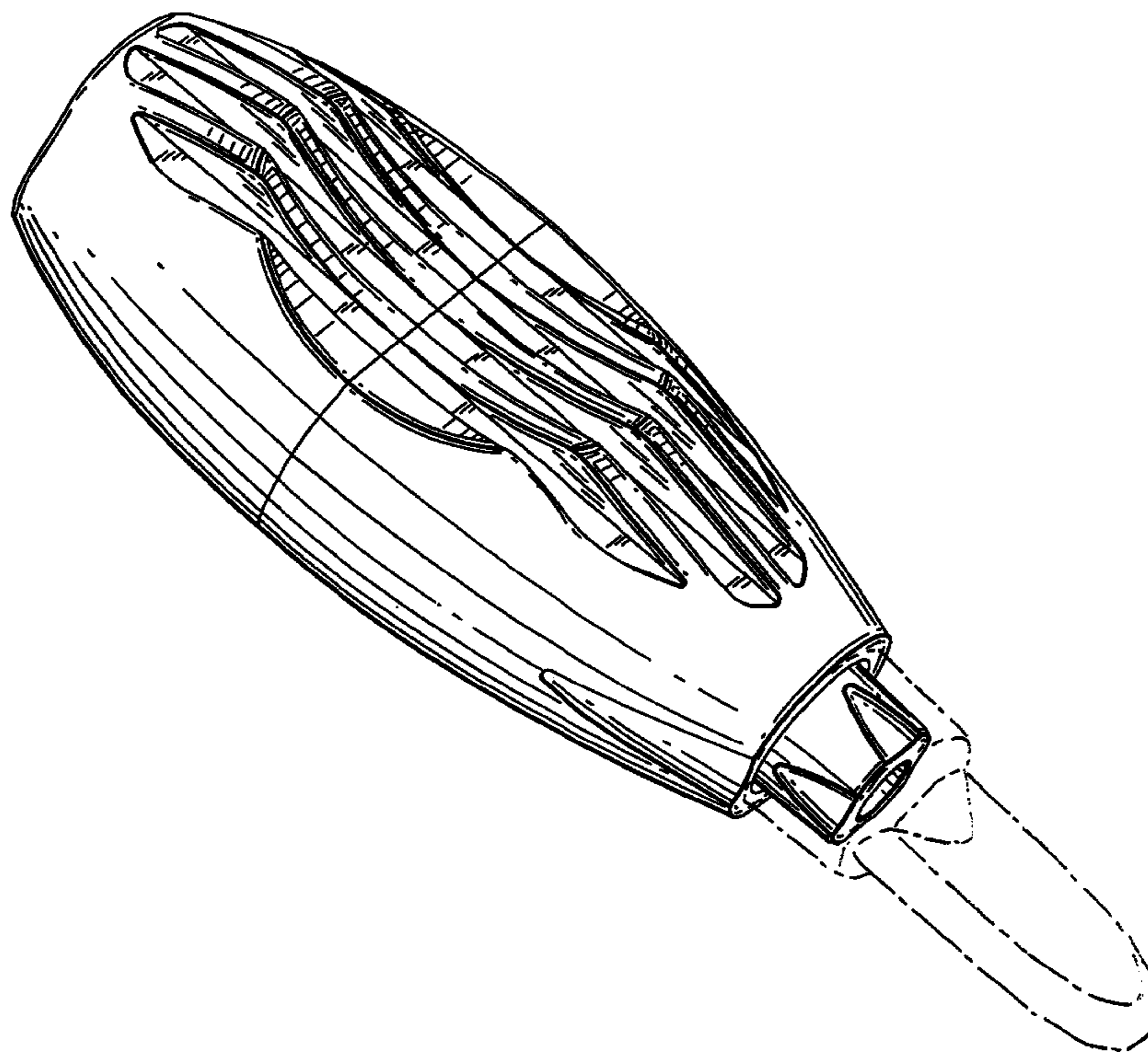
The portions of the article in broken lines are shown for illustrative purposes only and form no part of the claimed design.

1 Claim, 4 Drawing Sheets

(56) **References Cited**

U.S. PATENT DOCUMENTS

D299,748 S	2/1989	Robertson	
D376,204 S *	12/1996	Huculak et al.	D24/146
5,628,765 A	5/1997	Morita	
D387,865 S *	12/1997	Peckham et al.	D24/146
5,707,384 A	1/1998	Kim	
5,755,733 A	5/1998	Morita	
5,957,895 A	9/1999	Sage et al.	
6,090,124 A	7/2000	Weekes	
6,168,606 B1	1/2001	Levin et al.	
6,248,120 B1	6/2001	Wyszogrodzki	



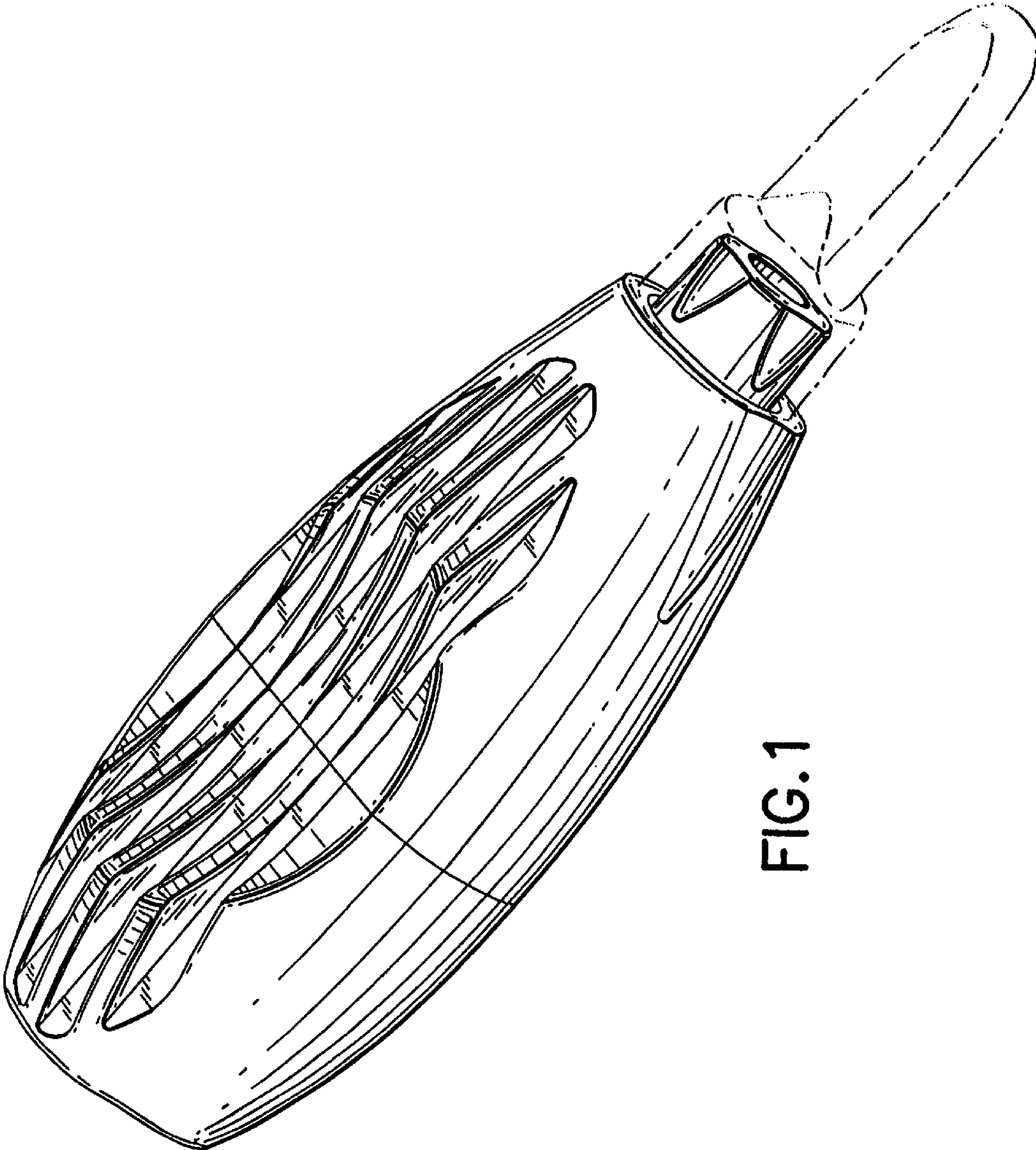


FIG. 1

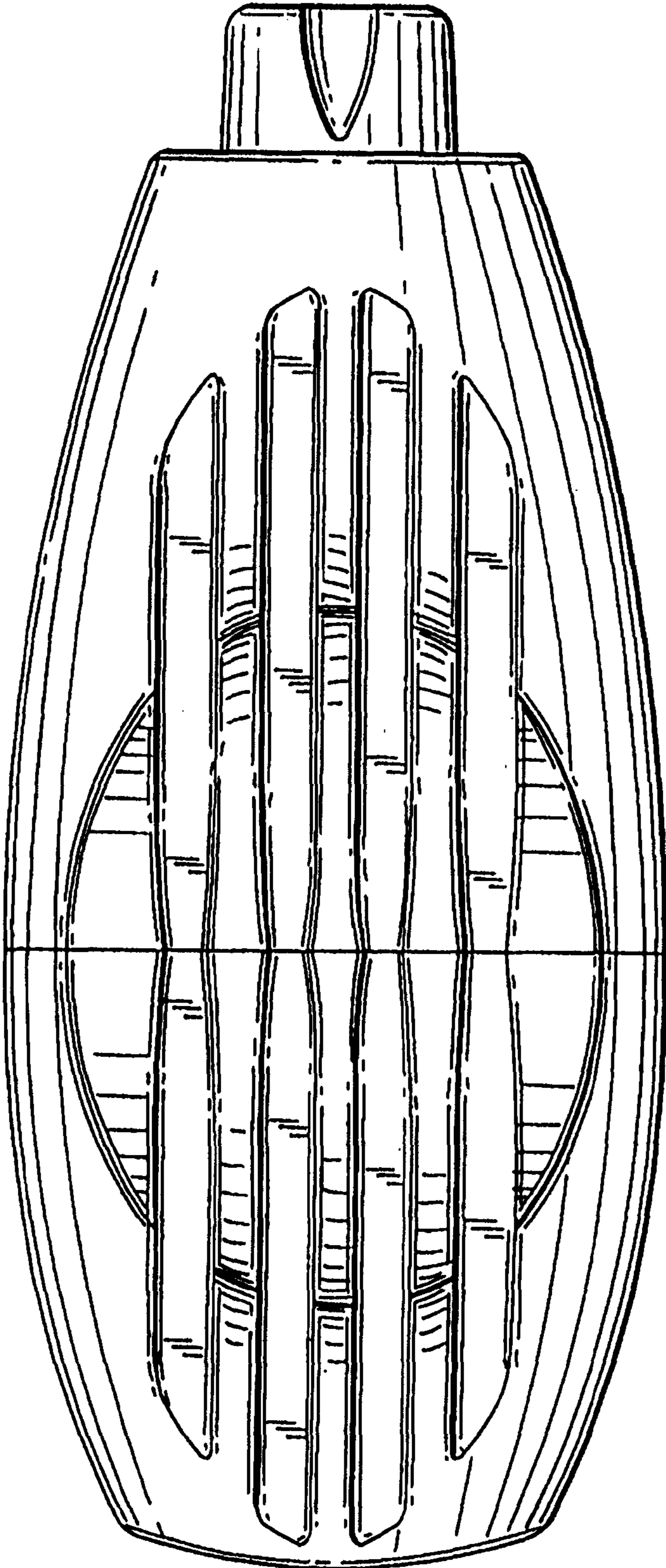


FIG. 2

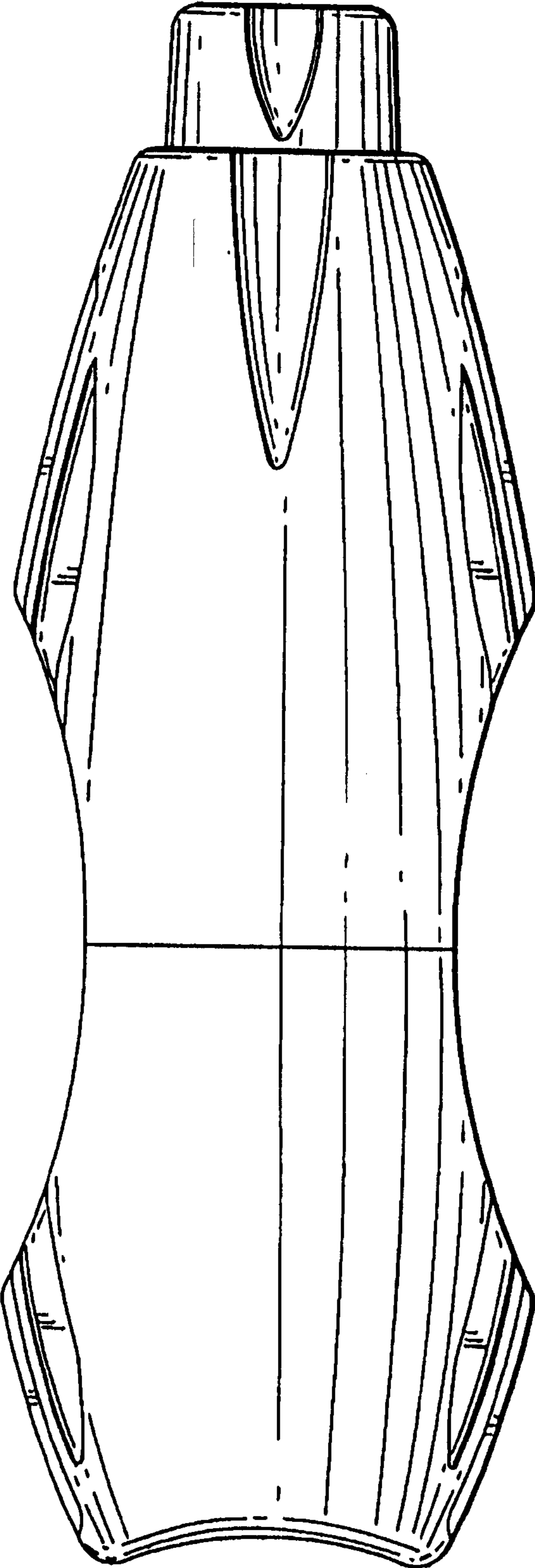


FIG. 3

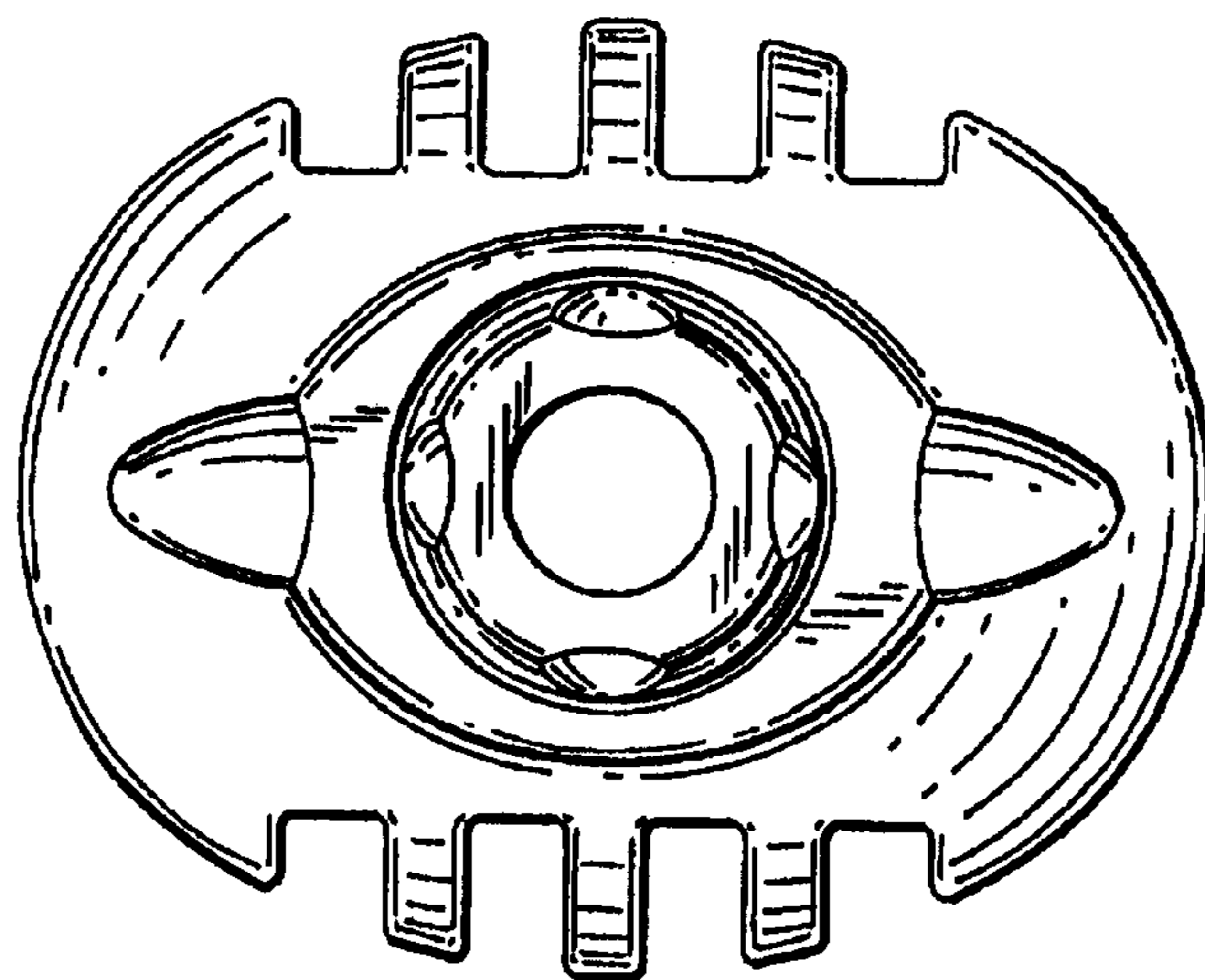


FIG. 4

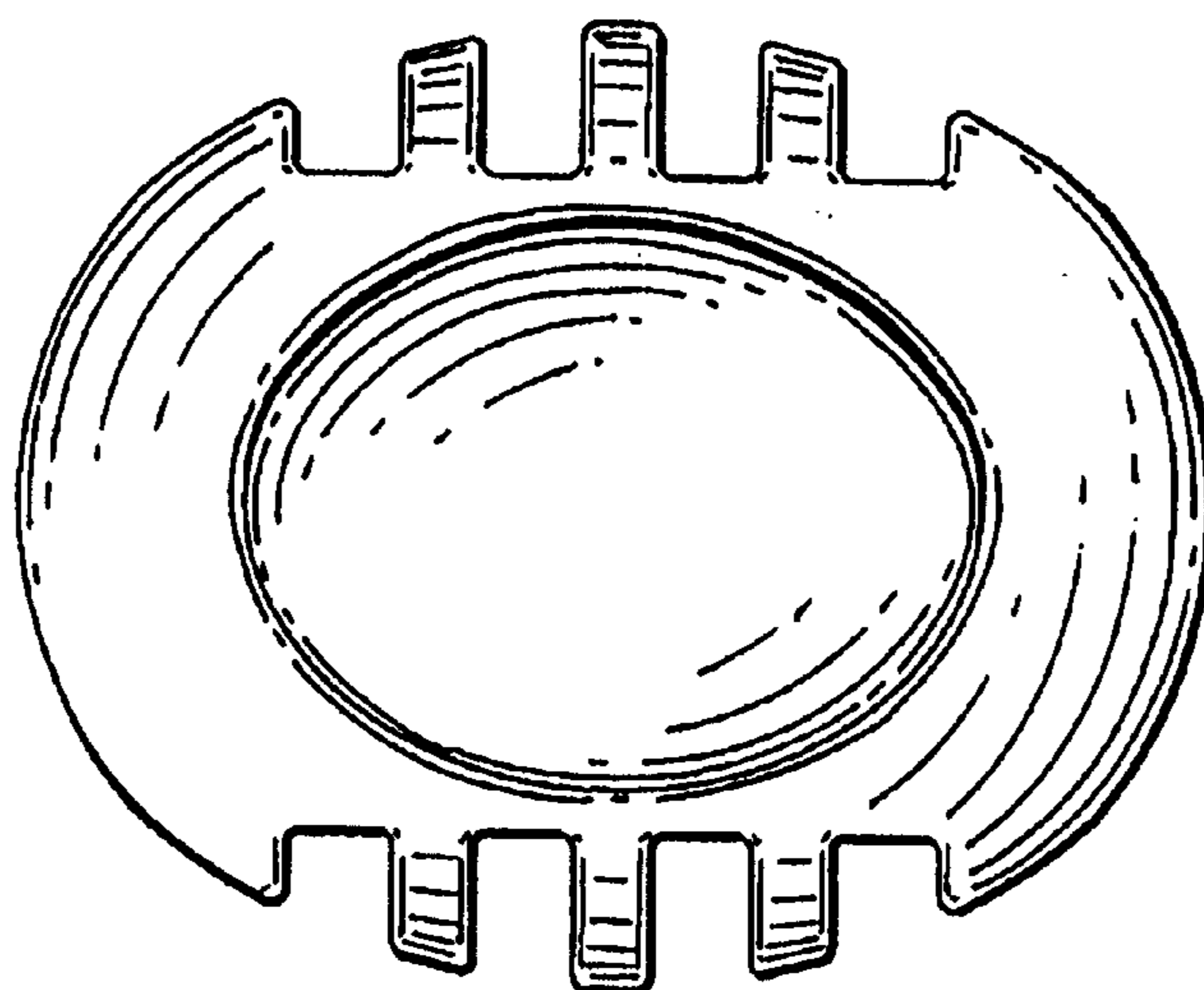


FIG. 5