

US00D532516S

(12) **United States Design Patent** (10) **Patent No.:** **US D532,516 S**
Wolff (45) **Date of Patent:** **** Nov. 21, 2006**

(54) **MULTIPLE FUNCTION MEDICAL DEVICE**

DESCRIPTION

(75) Inventor: **Stephen H. Wolff**, New Rochelle, NY (US)
(73) Assignee: **Wolff Medical Marketing and Design, LLC**, New Rochelle, NY (US)
(**) Term: **14 Years**

(21) Appl. No.: **29/222,239**

(22) Filed: **Jan. 27, 2005**

(51) **LOC (8) Cl.** **24-02**

(52) **U.S. Cl.** **D24/142**

(58) **Field of Classification Search** D24/142;
600/552, 553, 557; 601/107

See application file for complete search history.

(56) **References Cited**

U.S. PATENT DOCUMENTS

D136,273	S	*	8/1943	Brandenburg	D24/142
3,185,146	A	*	5/1965	Leopoldi	600/553
D283,344	S	*	4/1986	Leopoldi	D24/142
D517,693	S	*	3/2006	Chue	D24/142

* cited by examiner

Primary Examiner—Antoine D. Davis

Assistant Examiner—Christopher Lee

(74) *Attorney, Agent, or Firm*—Lerner, David, Littenberg, Krumholz & Mentlik, LLP

(57) **CLAIM**

The ornamental design for a multiple function medical device, as shown and described.

FIG. 1 is a top perspective view of a multiple function medical device, in accordance with the present invention.

FIG. 2 is top view of the multiple function medical device shown in FIG. 1.

FIG. 3 is a rear view of the multiple function medical device shown in FIG. 1.

FIG. 4 is a front view of the multiple function medical device shown in FIG. 1.

FIG. 5 is a left side view of the multiple function medical device shown in FIG. 1.

FIG. 6 is a right side view of the multiple function medical device shown in FIG. 1.

FIG. 7 is a top perspective view of the multiple function medical device shown in FIG. 1, with a hammer portion in a second position and a tickler device extended.

FIG. 8 is a top perspective view of a multiple function medical device, in accordance with another embodiment of the present invention.

FIG. 9 is top view of the multiple function medical device shown in FIG. 8.

FIG. 10 is a rear view of the multiple function medical device shown in FIG. 8.

FIG. 11 is a front view of the multiple function medical device shown in FIG. 8.

FIG. 12 is a left side view of the multiple function medical device shown in FIG. 8.

FIG. 13 is a right side view of the multiple function medical device shown in FIG. 8; and,

FIG. 14 is a top perspective view of the multiple function medical device shown in FIG. 8, with a hammer portion in a second position and a tickler device extended.

1 Claim, 6 Drawing Sheets

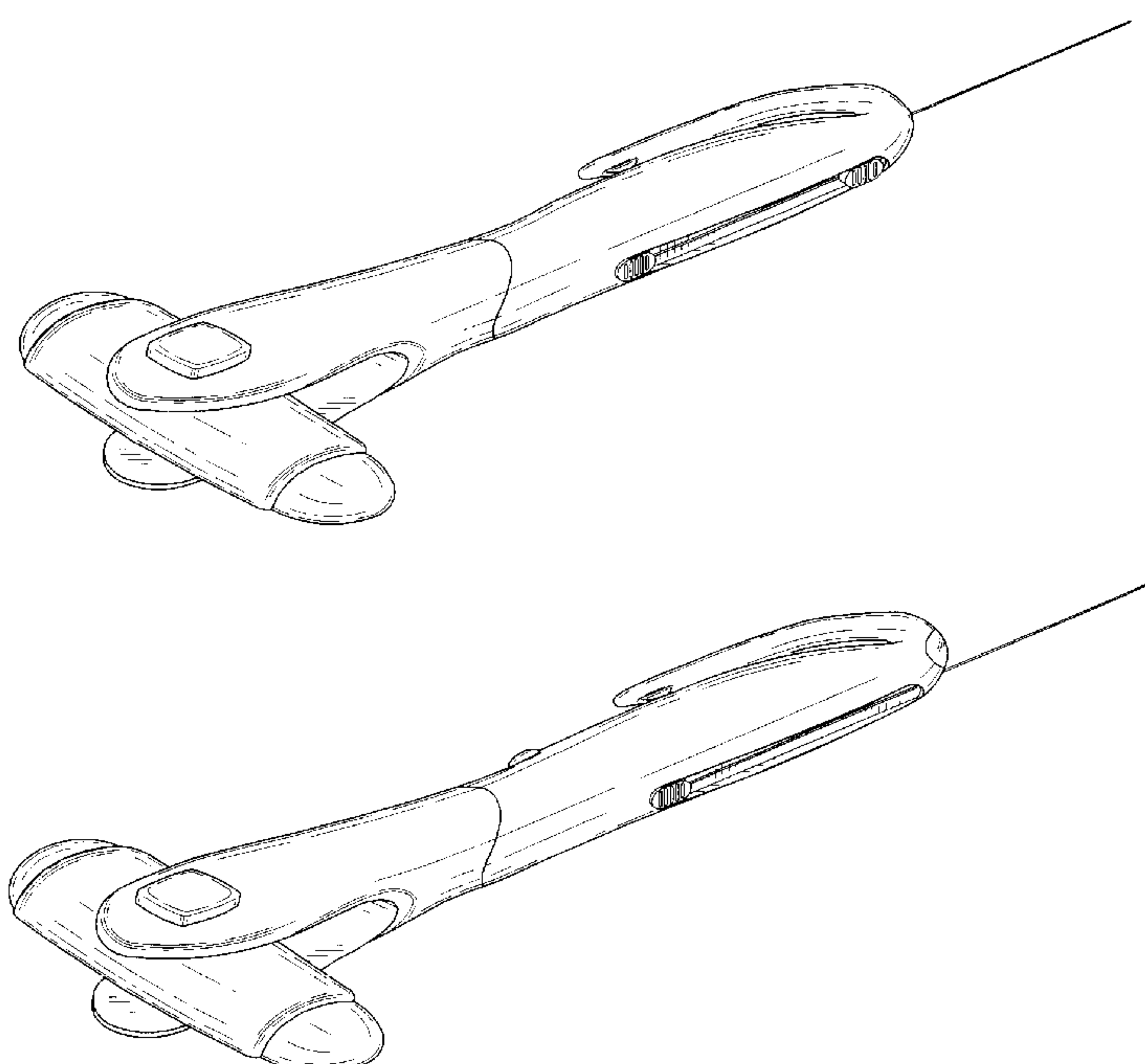


FIG. 1

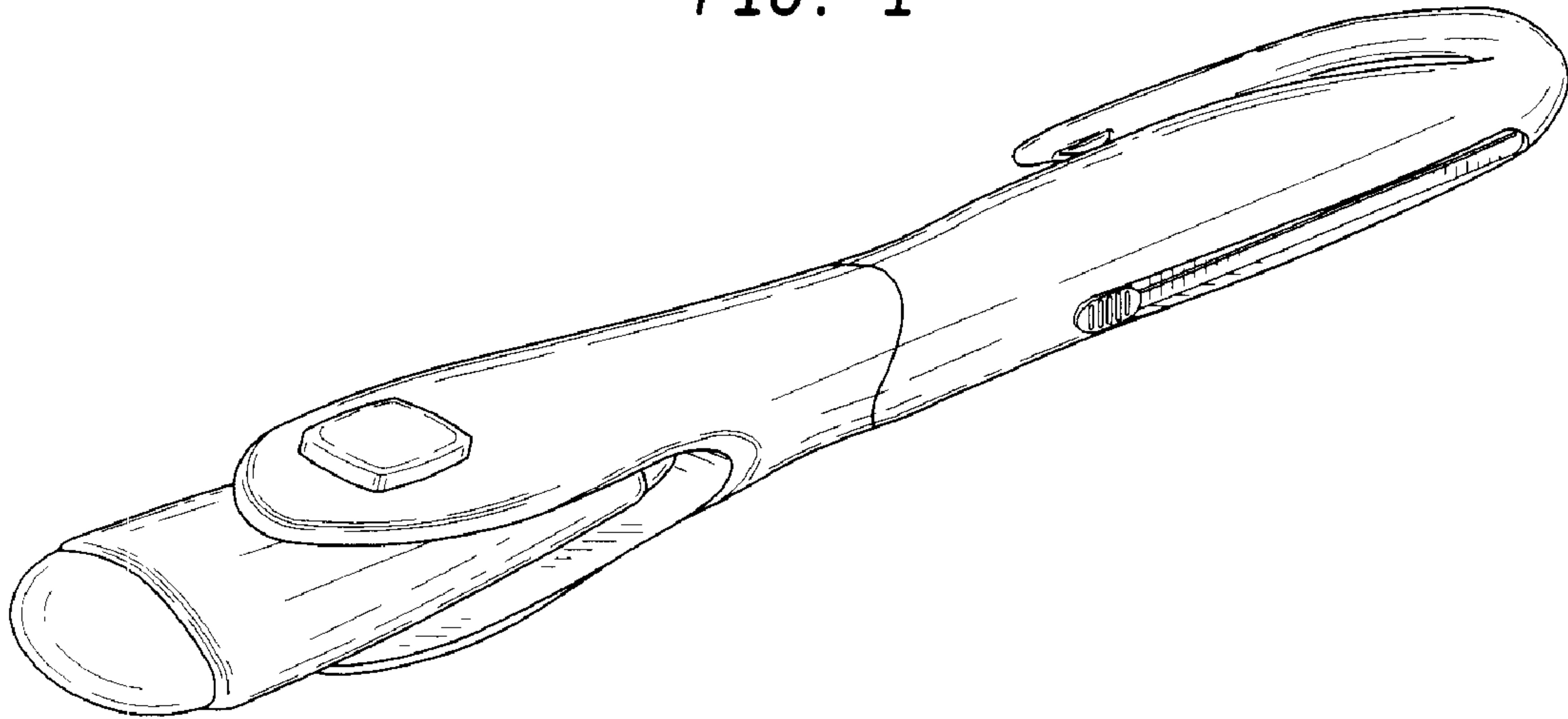


FIG. 2

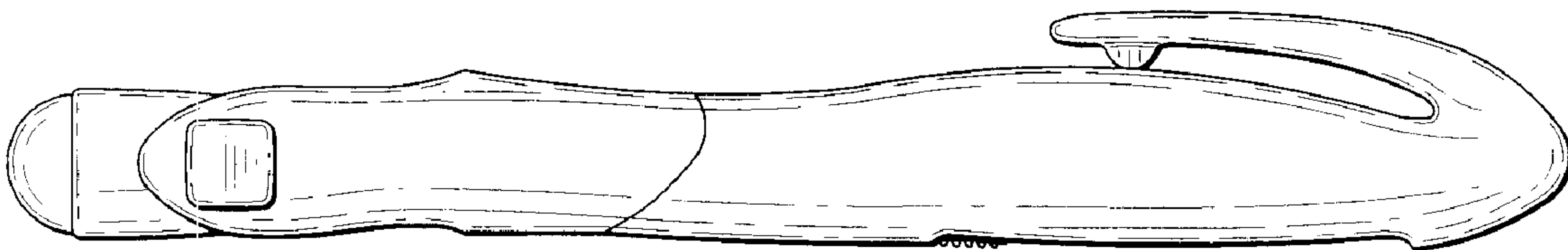


FIG. 3

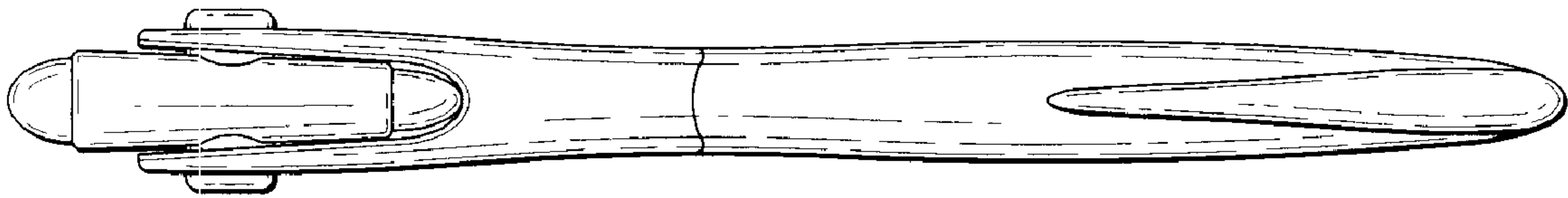


FIG. 4



FIG. 5

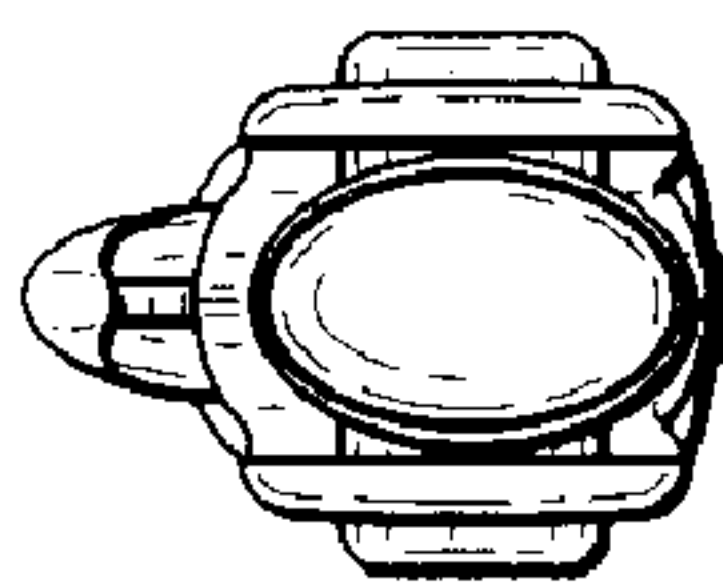


FIG. 6

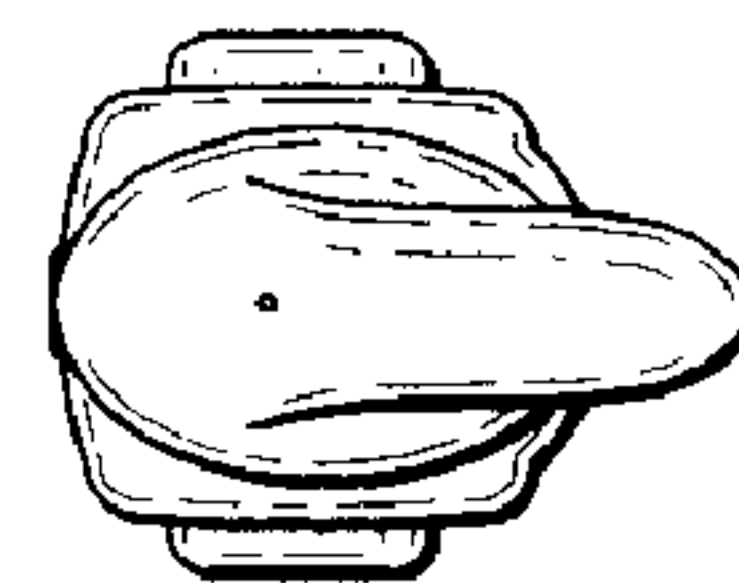


FIG. 7

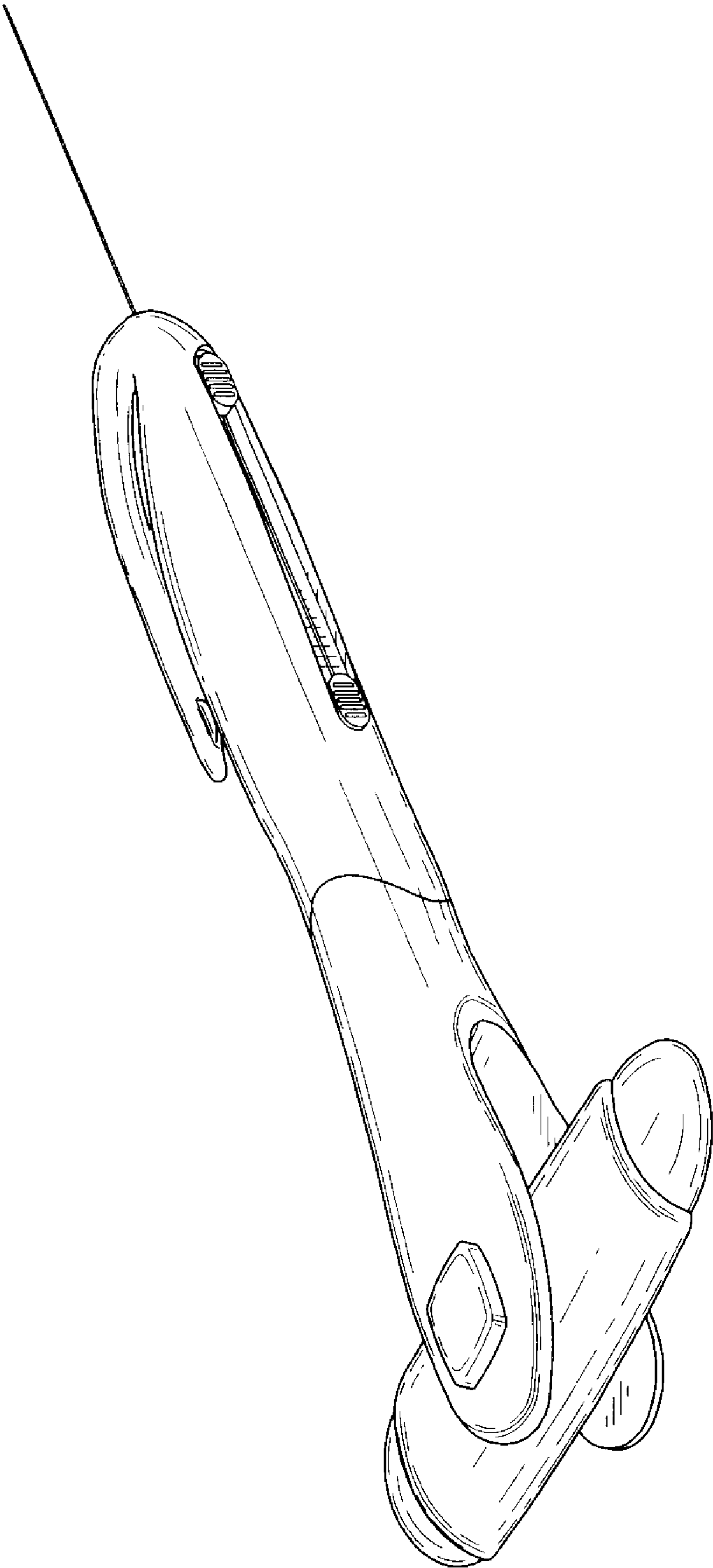


FIG. 8

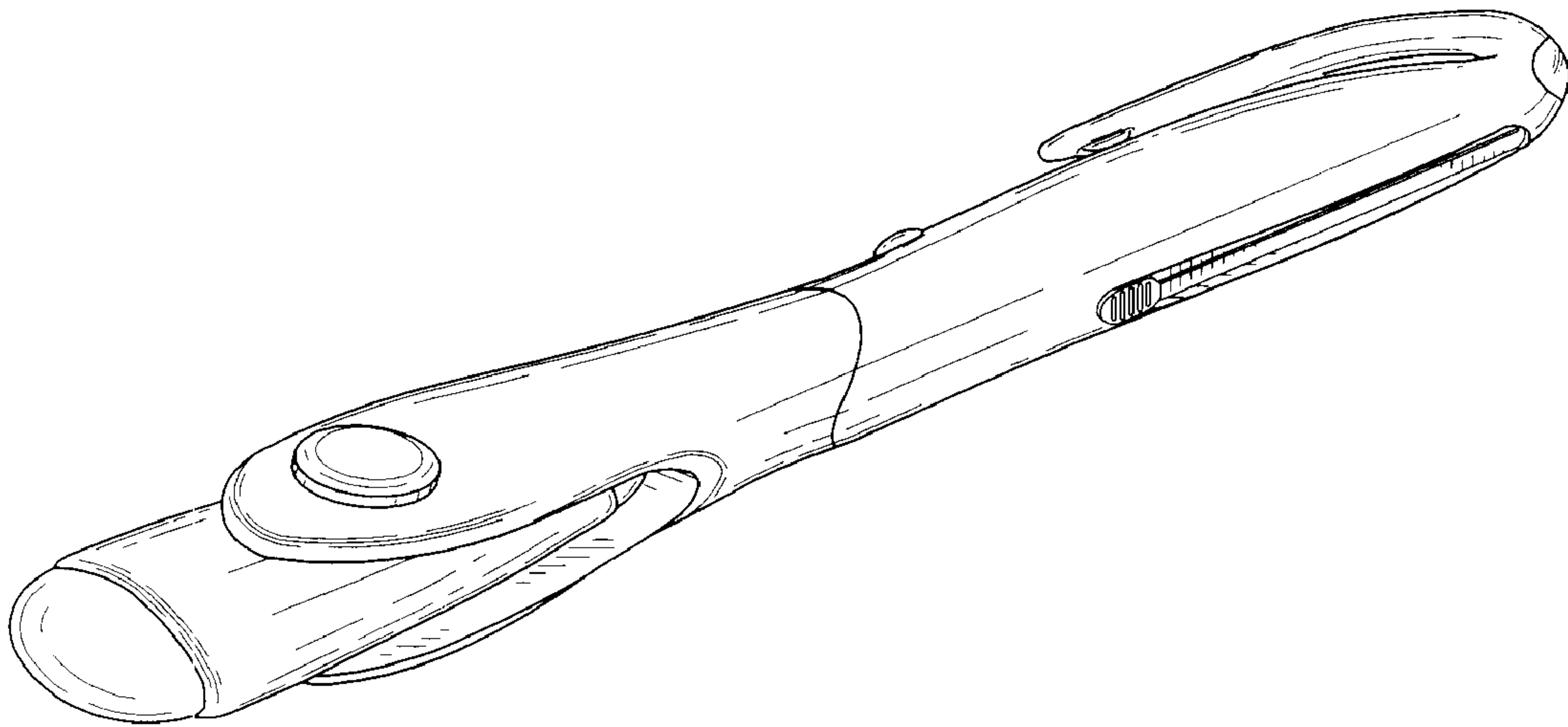


FIG. 9

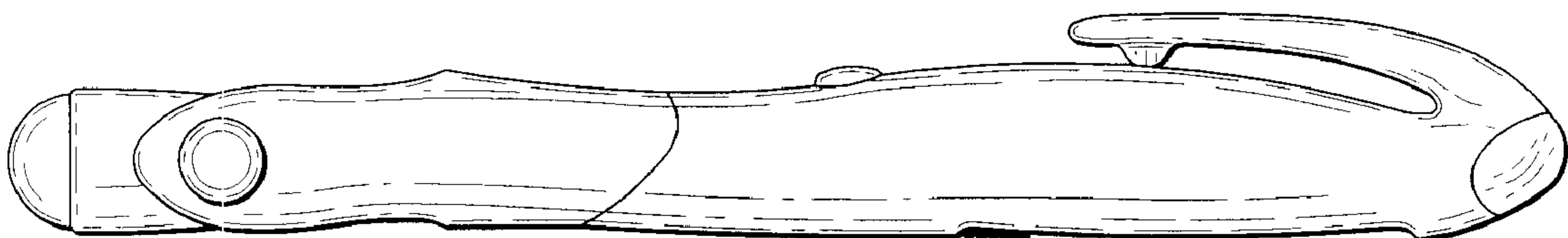


FIG. 10

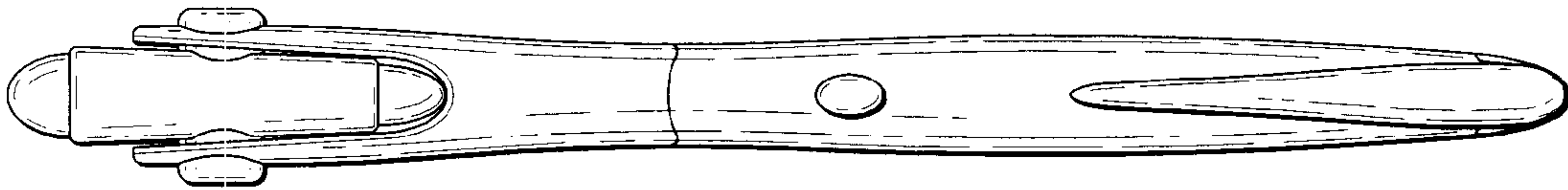


FIG. 11




FIG. 12

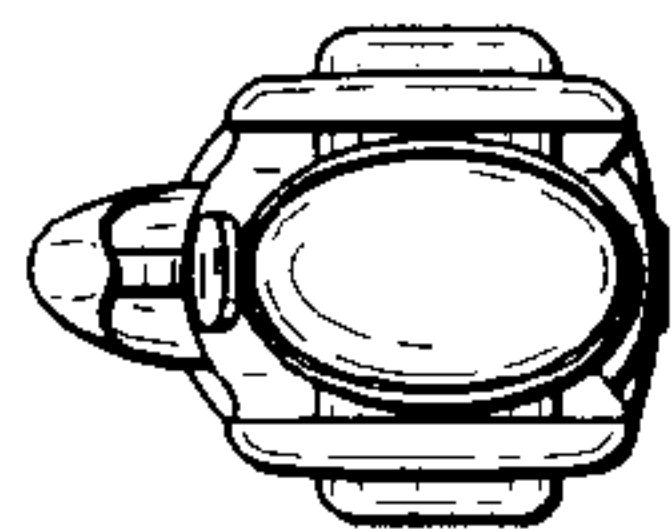


FIG. 13

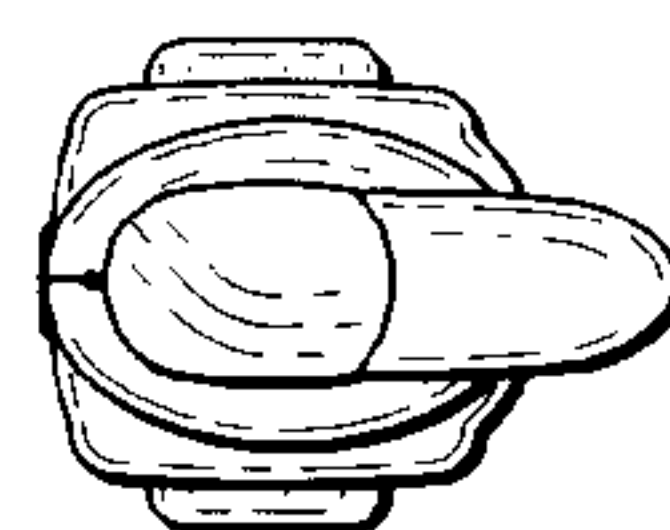
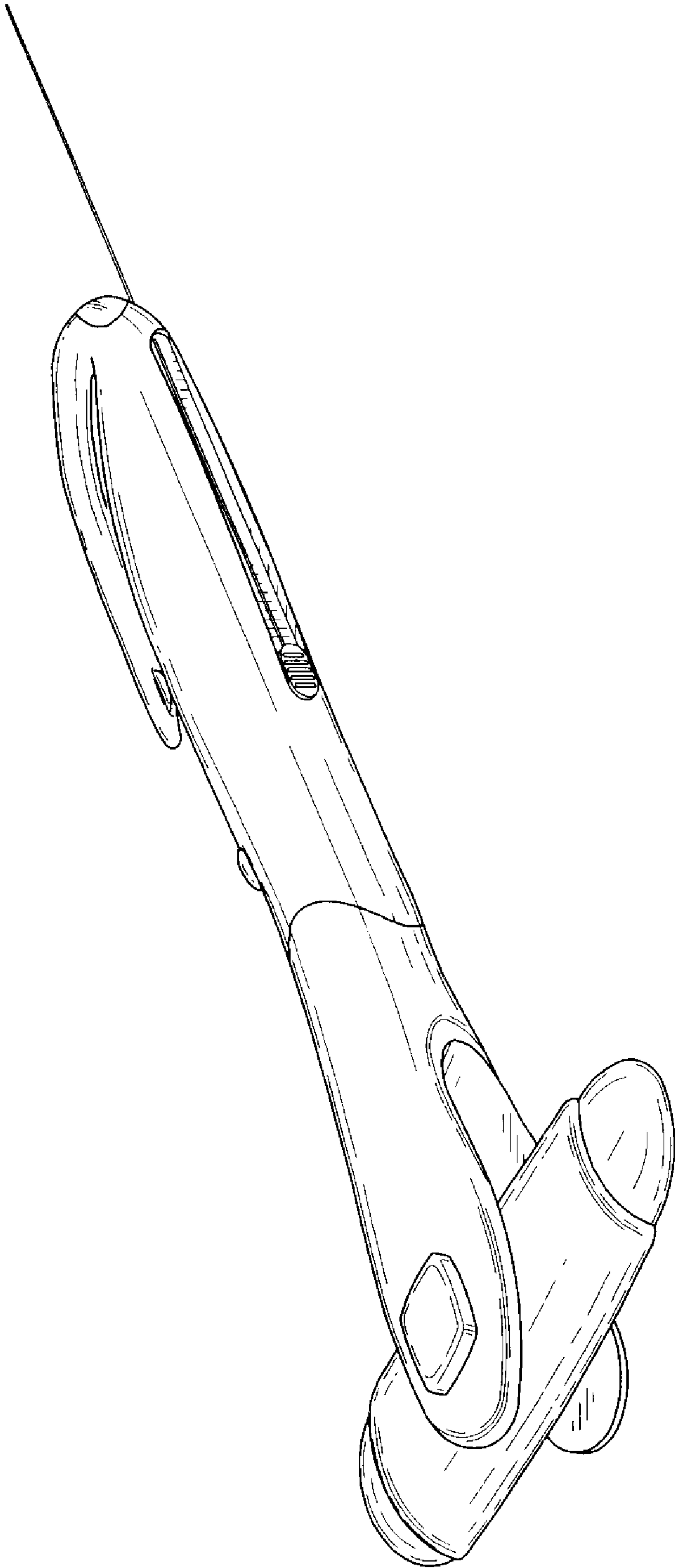


FIG. 14



UNITED STATES PATENT AND TRADEMARK OFFICE
CERTIFICATE OF CORRECTION

PATENT NO. : Des. 532,516 S
APPLICATION NO. : 29/222239
DATED : November 21, 2006
INVENTOR(S) : Stephen H. Wolff

Page 1 of 1

It is certified that error appears in the above-identified patent and that said Letters Patent is hereby corrected as shown below:

On the title page of the patent in the Description under item (57), lines, 1, 3, 5, 7, 9, 11, 13, 16, 19, 21, 23, 25, 27 and 29 replace each occurrence of the word "funtion" with --function-- in the description of FIGS. 1 through 14.

Signed and Sealed this

Eleventh Day of September, 2007

A handwritten signature in black ink, reading "Jon W. Dudas", is written over a rectangular area with a light gray dotted background.

JON W. DUDAS

Director of the United States Patent and Trademark Office