

US00D532511S

(12) **United States Design Patent**
Amarasinghe

(10) **Patent No.:** **US D532,511 S**
(45) **Date of Patent:** **** Nov. 21, 2006**

(54) **HEADGEAR FOR RESPIRATORY MASK ASSEMBLY**

FOREIGN PATENT DOCUMENTS

(75) Inventor: **Amal S. Amarasinghe**, West Pennant Hills (AU)

DE	19947722	4/2001
JP	10-314307	12/1998
WO	WO 02/47749	6/2002

(73) Assignee: **ResMed Limited**, North Ryde (AU)

* cited by examiner

(**) Term: **14 Years**

Primary Examiner—Antoine D. Davis

Assistant Examiner—Christopher Lee

(74) *Attorney, Agent, or Firm*—Nixon & Vanderhye P.C.

(21) Appl. No.: **29/220,534**

(57) **CLAIM**

(22) Filed: **Jan. 3, 2005**

The ornamental appearance of a headgear for respiratory mask assembly, as shown and described.

(51) **LOC (8) Cl.** **29-02**

(52) **U.S. Cl.** **D24/110; D24/110.1**

(58) **Field of Classification Search** D24/110, D24/110.1; 128/207.11, 207.17, 201.19, 206.24, 128/205.25; 2/173

DESCRIPTION

See application file for complete search history.

FIG. 1 is a perspective view of headgear for use with a respiratory mask assembly;
FIG. 2 is a front view thereof;
FIG. 3 is a rear view thereof;
FIG. 4 is top view thereof;
FIG. 5 is a bottom view thereof;
FIG. 6 is a left hand view thereof; and,
FIG. 7 is a right hand view thereof.

(56) **References Cited**

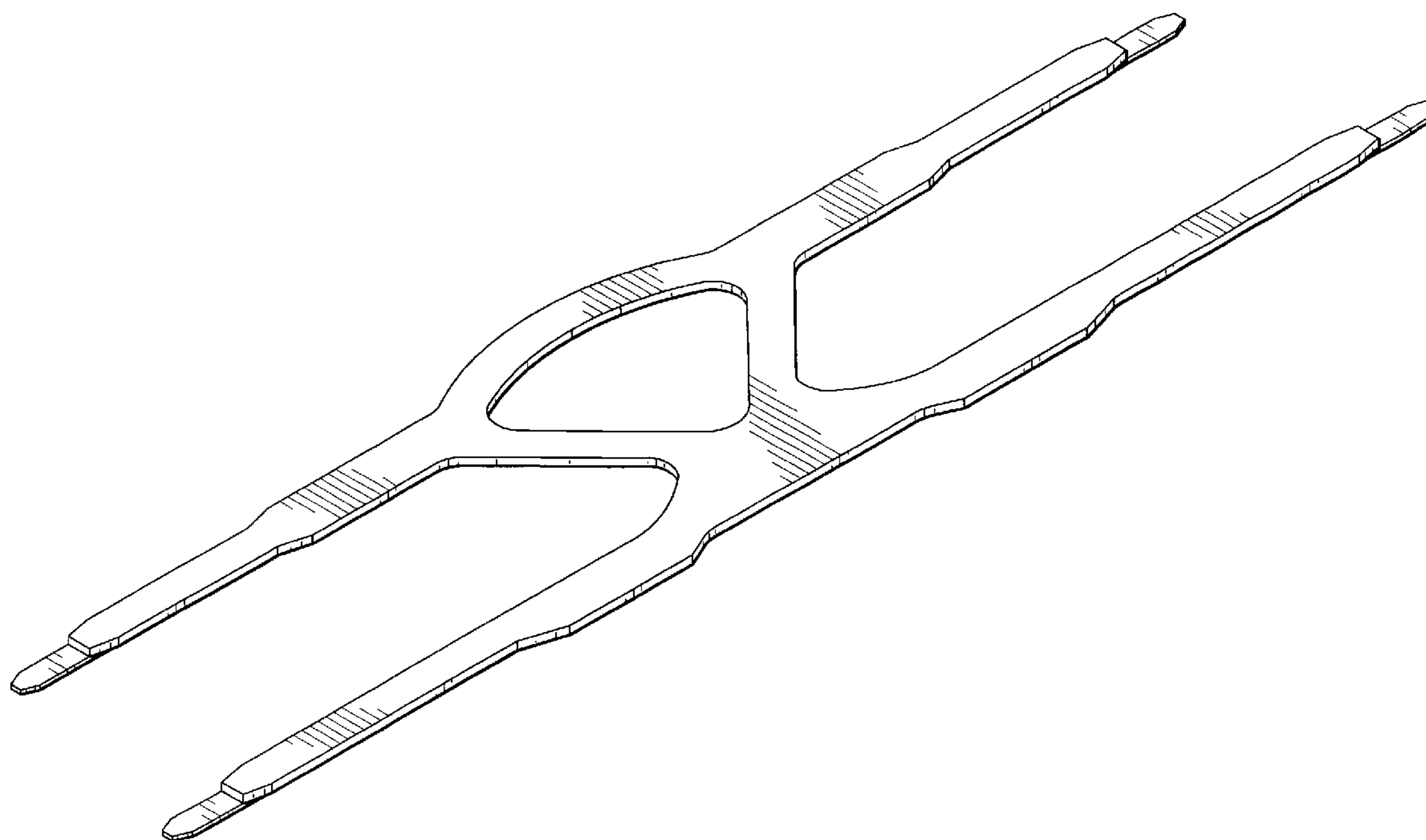
U.S. PATENT DOCUMENTS

3,457,564	A	7/1969	Holloway	
D335,367	S	5/1993	Mieskoski	
5,542,128	A	8/1996	Lomas	
D383,204	S	9/1997	Lomas	
6,119,693	A	9/2000	Kwok et al.	
D440,652	S	4/2001	Pollard	
6,422,238	B1	* 7/2002	Lithgow	128/207.11
D496,726	S	* 9/2004	Amarasinghe et al.	.. D24/110.1
6,796,308	B1	* 9/2004	Gunaratnam et al.	.. 128/206.24
2002/0174868	A1	11/2002	Kwok et al.	
2003/0051732	A1	3/2003	Smith et al.	
2004/0112377	A1	* 6/2004	Amarasinghe et al.	.. 128/201.22

The headgear shown in FIGS. 1–7 is shown in its pre-use condition. The headgear is designed to wrap about the head of a patient in use.

Throughout the various figures of the drawings, certain views are not provided. The omission of a particular view is intended to convey that the element(s) depicted is/are plain and unornamented in that omitted view, or that the particular ornamental appearance in that view is simply not claimed.

1 Claim, 3 Drawing Sheets



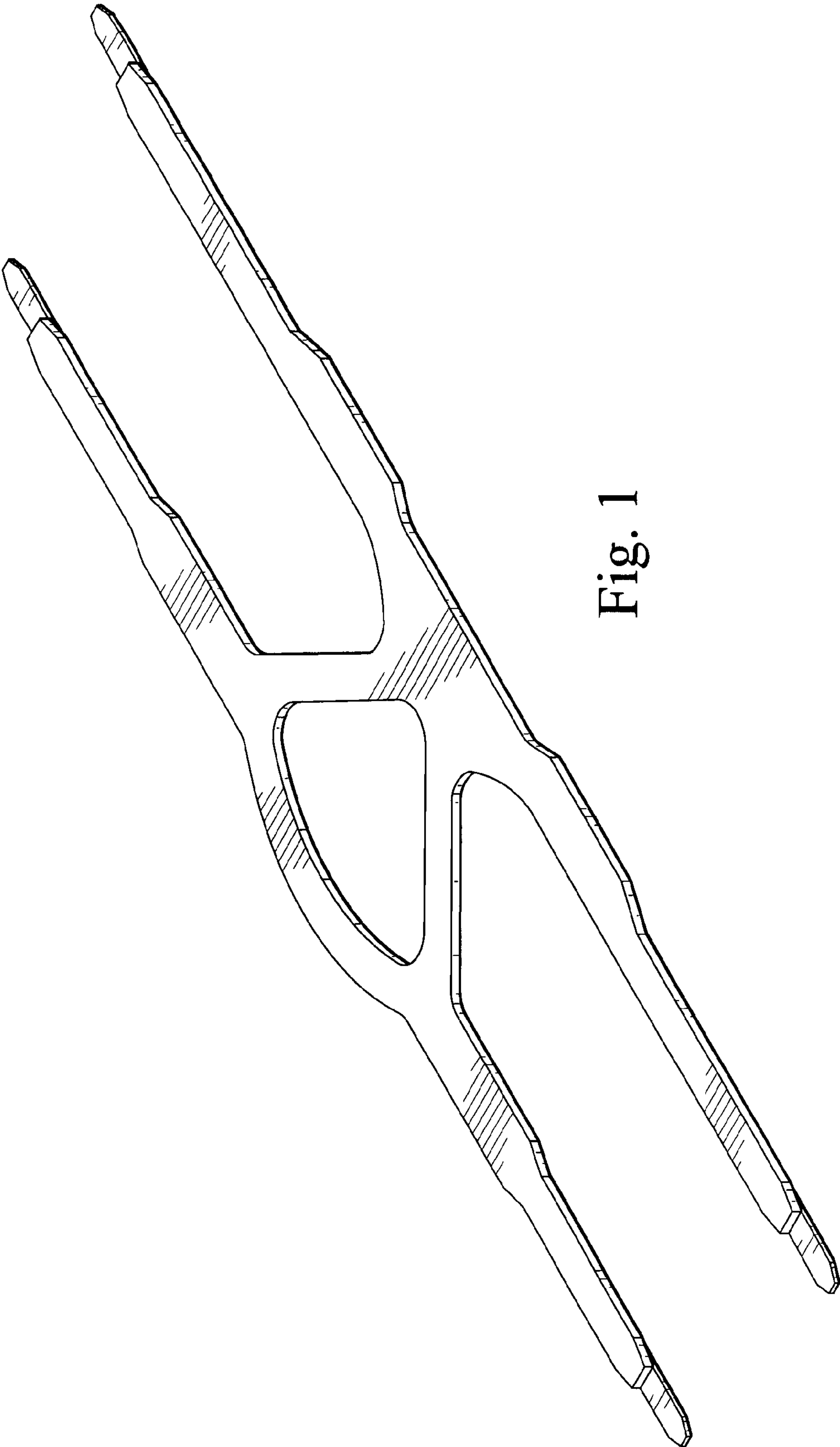


Fig. 1

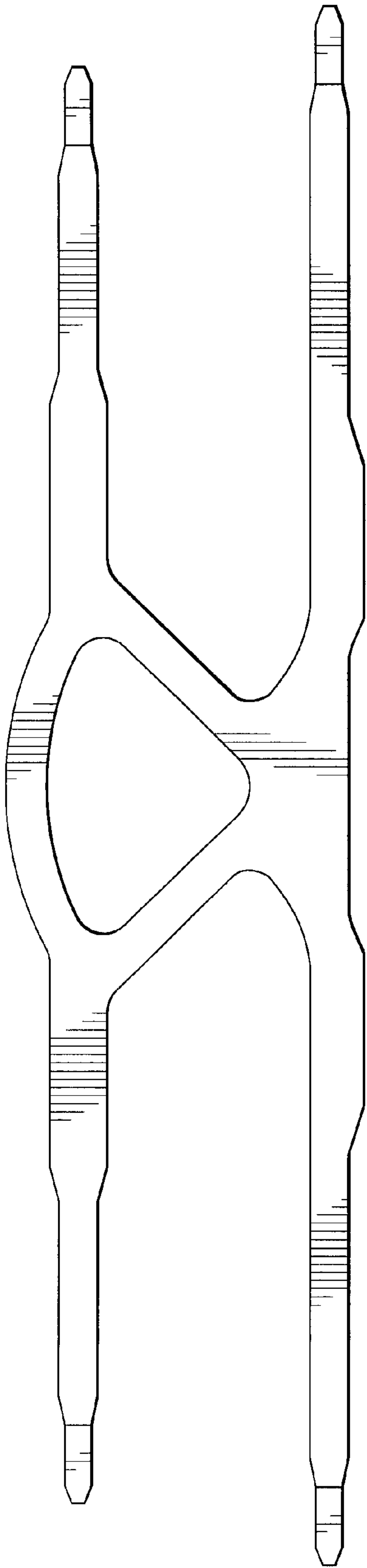


Fig. 2

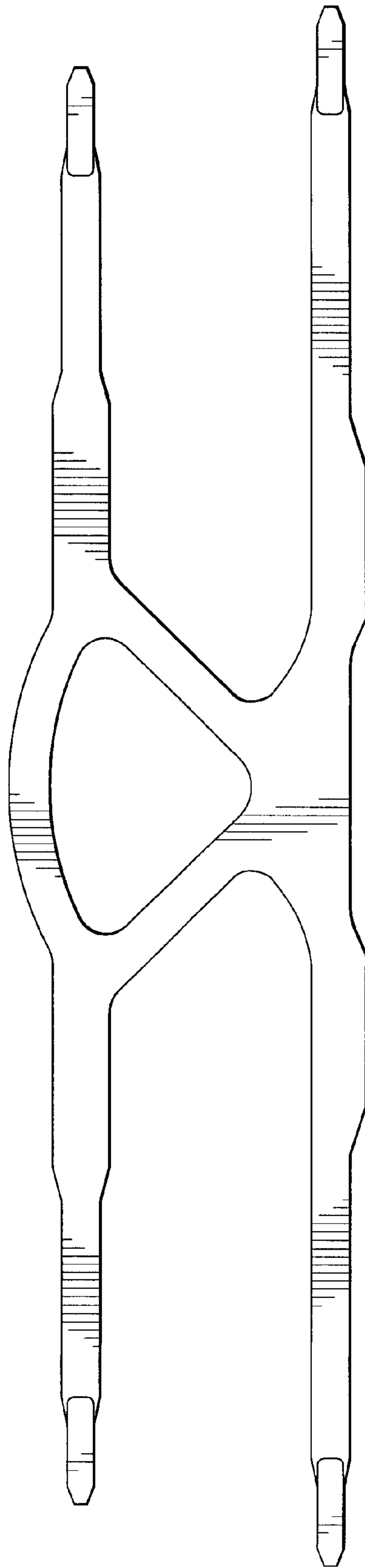


Fig. 3



Fig. 4

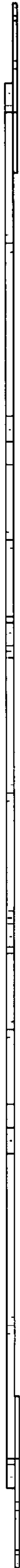


Fig. 5




Fig. 6

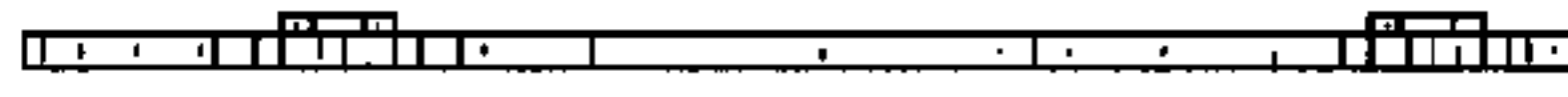


Fig. 7