



US00D532489S

(12) **United States Design Patent** (10) **Patent No.:** **US D532,489 S**  
**Aubry et al.** (45) **Date of Patent:** **\*\* Nov. 21, 2006**

(54) **SPOUT**

(75) Inventors: **Clodagh Aubry**, New York, NY (US);  
**Kate Verner**, New York, NY (US)

(73) Assignee: **Ann Sacks Tile and Stone, Inc.**,  
Portland, OR (US)

(\*\*) Term: **14 Years**

(21) Appl. No.: **29/179,484**

(22) Filed: **Apr. 10, 2003**

(51) **LOC (8) Cl.** ..... **23-01**

(52) **U.S. Cl.** ..... **D23/255; D23/238**

(58) **Field of Classification Search** ..... D23/238-743,  
D23/250-257; 4/675-678; 137/801  
See application file for complete search history.

(56) **References Cited**

**U.S. PATENT DOCUMENTS**

D186,012 S	*	8/1959	Sosnick	.....	D23/252
D265,229 S	*	6/1982	Paul	.....	D23/242
D301,056 S	*	5/1989	Paul	.....	D23/242
D478,966 S	*	8/2003	Citterio	.....	D23/238
D479,740 S	*	9/2003	Citterio	.....	D23/242

**OTHER PUBLICATIONS**

Undated Harden catalog ad showing various rectangular  
"Roman" tub spouts, admitted prior art.

Undated Kohler catalog ad showing "Neuville" lavatory  
faucets, admitted prior art.

\* cited by examiner

*Primary Examiner*—Louis S. Zarfes

*Assistant Examiner*—Gregory Andoll

(74) *Attorney, Agent, or Firm*—Quarles & Brady LLP

(57) **CLAIM**

The ornamental design for a spout, as shown and described.

**DESCRIPTION**

In a preferred embodiment, the nature of this product is as a spout for a plumbing fixture in the form of a faucet which is primarily useful for washing various objects.

FIG. 1 is a left, top, front perspective view of a spout embodying our new design;

FIG. 2 is a right side elevational view thereof, the left side elevational view thereof being a mirror image of the right side shown;

FIG. 3 is a front elevational view thereof;

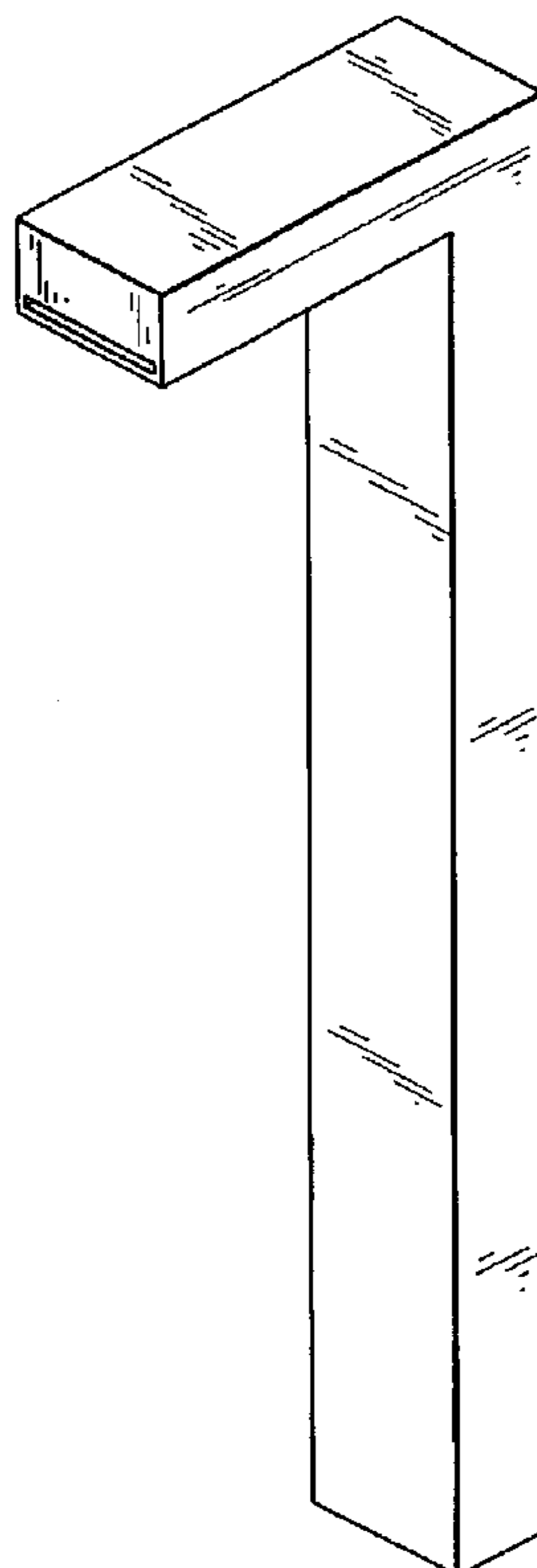
FIG. 4 is a rear elevational view thereof;

FIG. 5 is a top plan view thereof; and,

FIG. 6 is a bottom plan view thereof.

The broken line representation of mounting structure in FIG. 6 is for the purpose of illustration only, and forms no part of the claimed design.

**1 Claim, 2 Drawing Sheets**



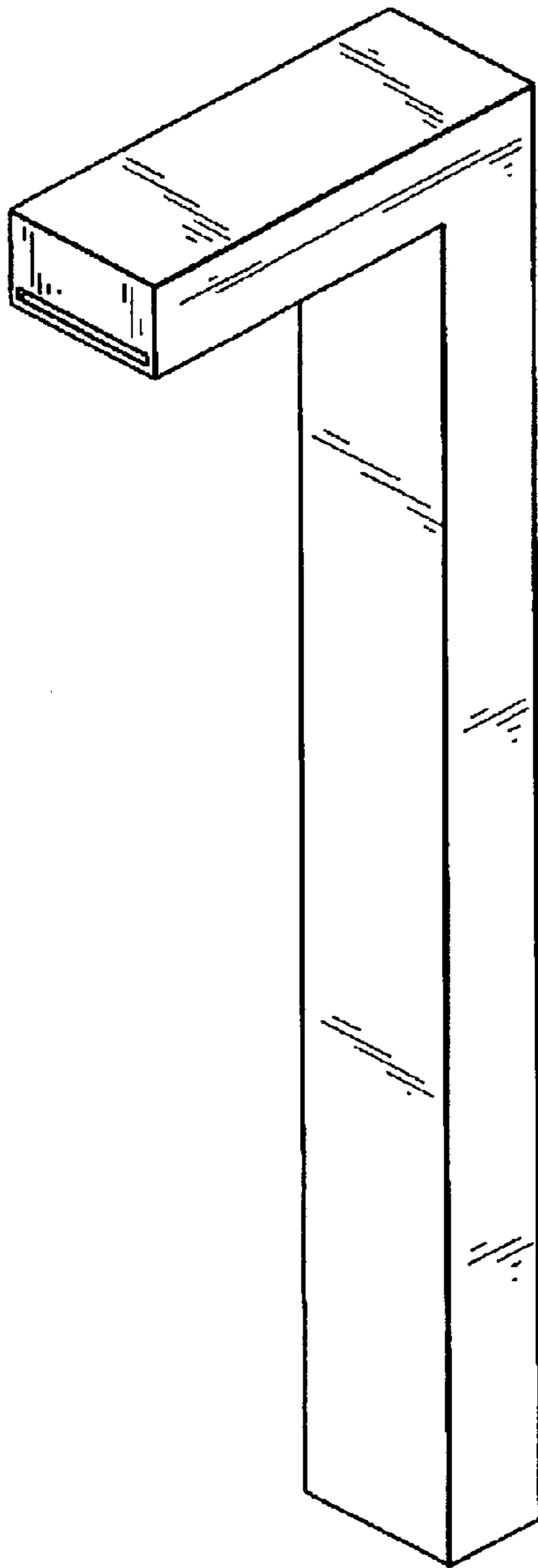


FIG. 1




FIG. 2




FIG. 3




FIG. 4




FIG. 5




FIG. 6