



US00D532471S

(12) **United States Design Patent** (10) **Patent No.:** **US D532,471 S**
Oldknow (45) **Date of Patent:** **** Nov. 21, 2006**

(54) **PORTION OF A GOLF CLUB HEAD**

D514,184 S 1/2006 Kawami
D515,157 S 2/2006 Madore
2006/0058115 A1 3/2006 Erickson et al.

(75) Inventor: **Andrew G. V. Oldknow**, Beaverton,
OR (US)

OTHER PUBLICATIONS

(73) Assignee: **Nike, Inc.**, Beaverton, OR (US)

GolfSmith Catalog, Power Link Driver, p. 48, dated 1996.
Edwin Watts Golf Holiday 2000 Catalog, Cobra Baffler and
Pure Spin Driver, pp. 27 and 29, dated 2000.
Edwin Watts Golf Holiday 2002 Catalog, TaylorMade R500
Series Titanium Drivers, p. 12, dated 2002.
Edwin Watts Golf Spring 2002 Catalog, TaylorMade
320–360 Titanium Drivers, p. 8, dated 2002.
Edwin Watts Golf Summer 2003 Catalog, Nike CPR Iron–
Woods, p. 21, dated 2003.
Edwin Watts Golf Jan. 2003 Catalog, Imagine—The
Middleclub, p. 46, dated 2003.

(**) Term: **14 Years**

(21) Appl. No.: **29/258,315**

(22) Filed: **Apr. 21, 2006**

(51) **LOC (8) Cl.** **21-02**

(52) **U.S. Cl.** **D21/752**

(58) **Field of Classification Search** D21/733,
D21/752, 759; 473/324–331, 343–346

See application file for complete search history.

* cited by examiner

(56) **References Cited**

Primary Examiner—Mitchell Siegel
(74) *Attorney, Agent, or Firm*—Banner & Witcoff, Ltd.

U.S. PATENT DOCUMENTS

(57) **CLAIM**

- D364,204 S * 11/1995 Lin D21/752
- D435,615 S 12/2000 Besnard et al.
- D442,244 S 5/2001 Olsavsky et al.
- D446,563 S 8/2001 Besnard et al.
- D453,203 S 1/2002 Madore et al.
- D461,215 S 8/2002 Madore
- D461,513 S 8/2002 Madore et al.
- D461,862 S 8/2002 Madore et al.
- D465,535 S 11/2002 Liou
- D471,941 S 3/2003 Burnett et al.
- D472,950 S 4/2003 Burnett et al.
- D479,867 S 9/2003 Saliba et al.
- 6,719,644 B1 4/2004 Beach
- D490,489 S 5/2004 Madore
- D491,992 S 6/2004 Baiocchi
- D492,745 S 7/2004 Tang
- D492,973 S 7/2004 Madore
- D499,158 S 11/2004 Imamoto
- D507,615 S 7/2005 Imamoto
- D509,552 S 9/2005 Madore
- D512,473 S 12/2005 Madore

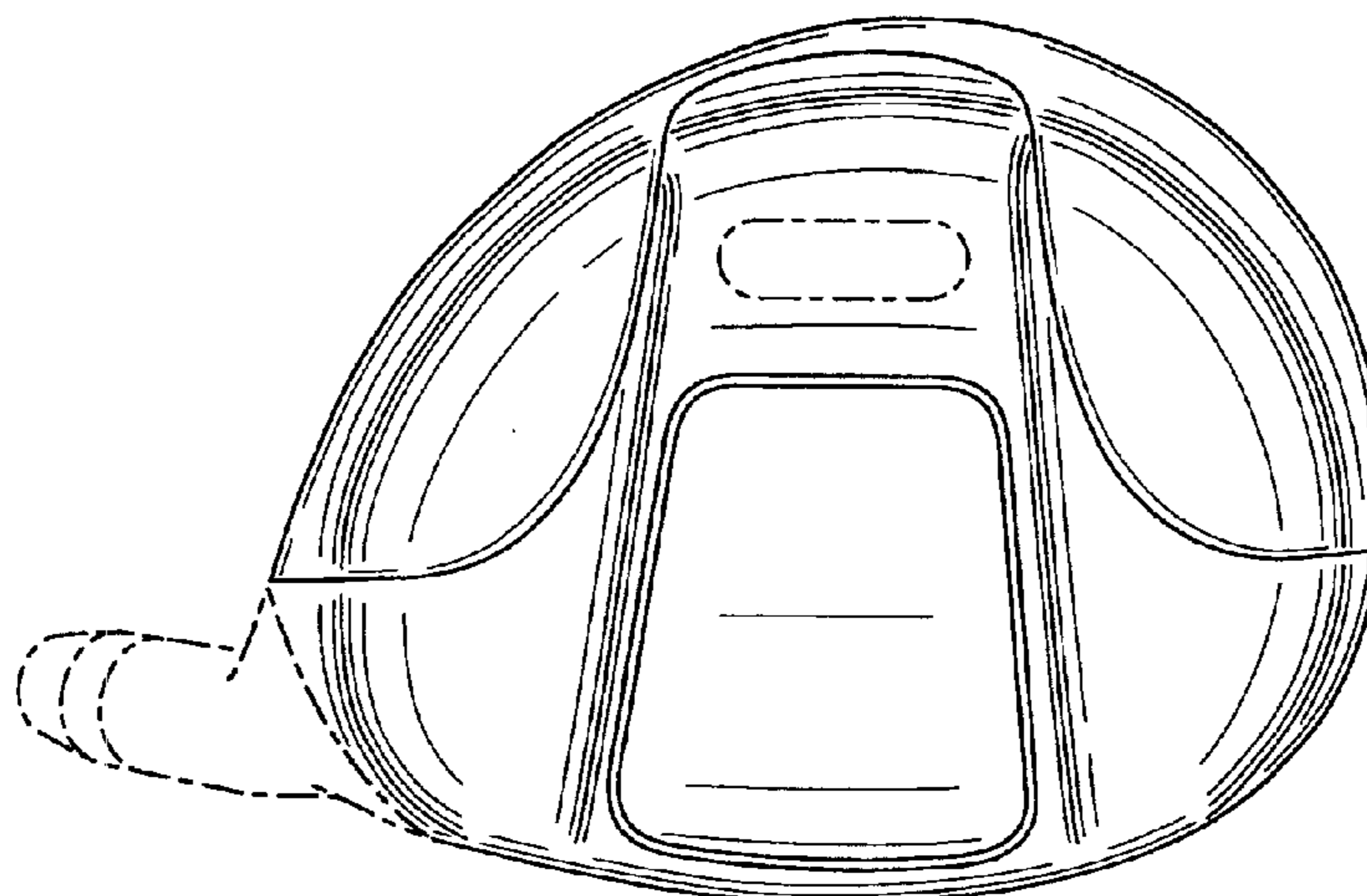
The ornamental design for a portion of a golf club head, as shown and described.

DESCRIPTION

FIG. 1 is a perspective view of a portion of a golf club head showing my new design;
FIG. 2 is a bottom view thereof;
FIG. 3 is a heel end view thereof;
FIG. 4 is a toe end view thereof; and,
FIG. 5 is a rear view thereof.

The uneven broken line immediately adjacent to the shaded area represents an unclaimed boundary of the design. The broken line showing of the pill shaped region within the shaded region and the remainder of the golf club head is for illustrative purposes only and forms no part of the claimed design.

1 Claim, 3 Drawing Sheets



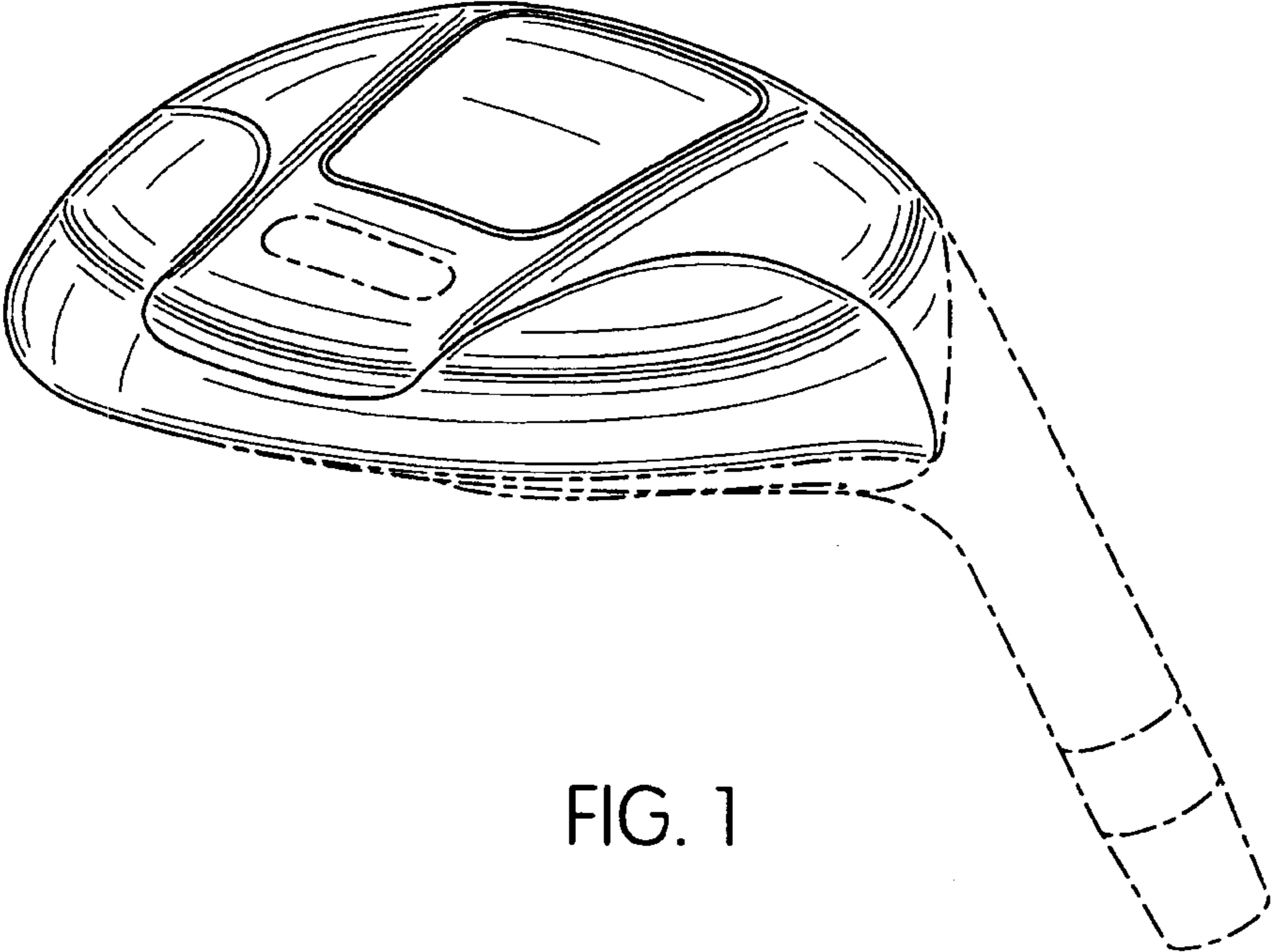


FIG. 1

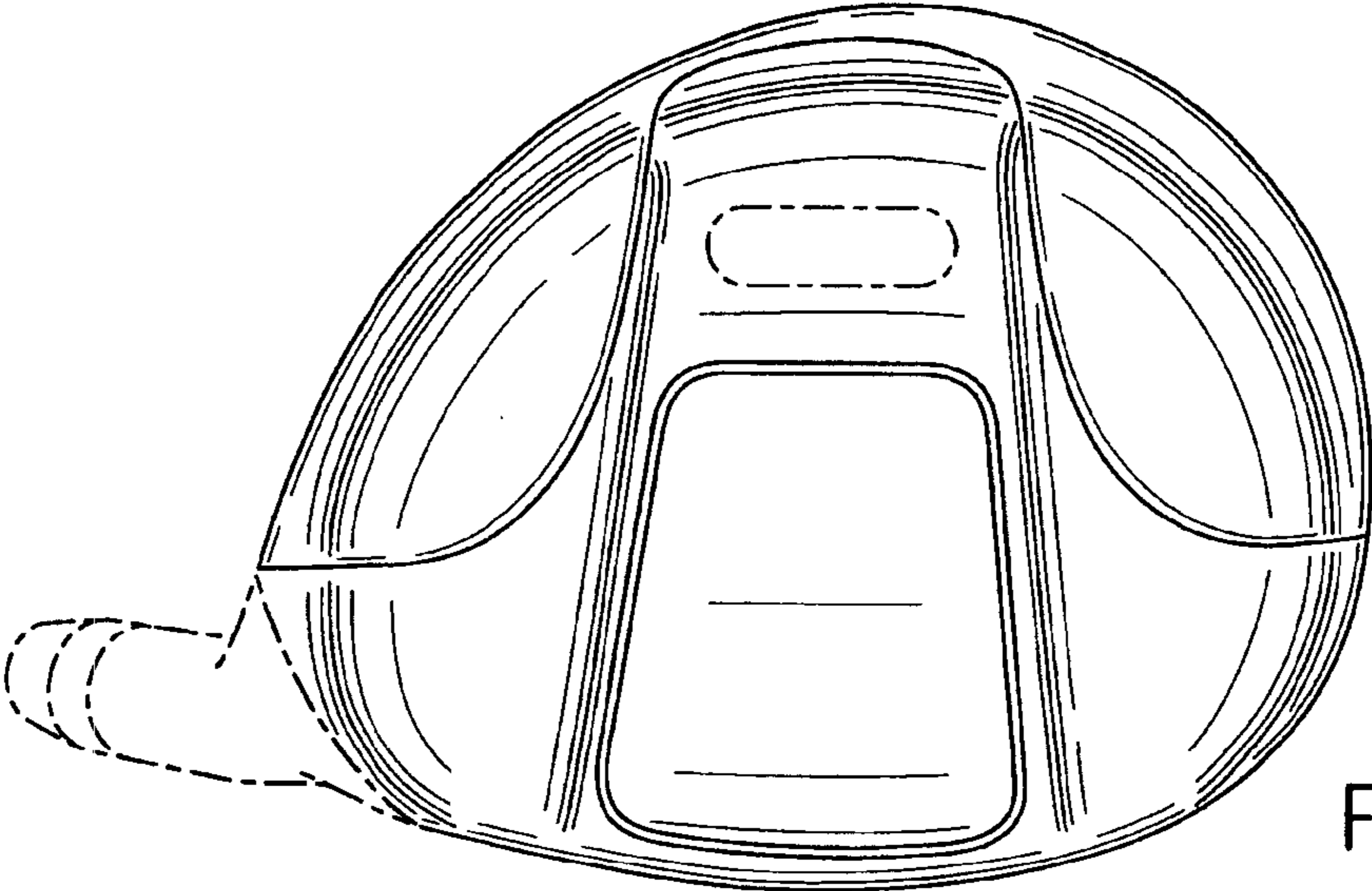


FIG. 2

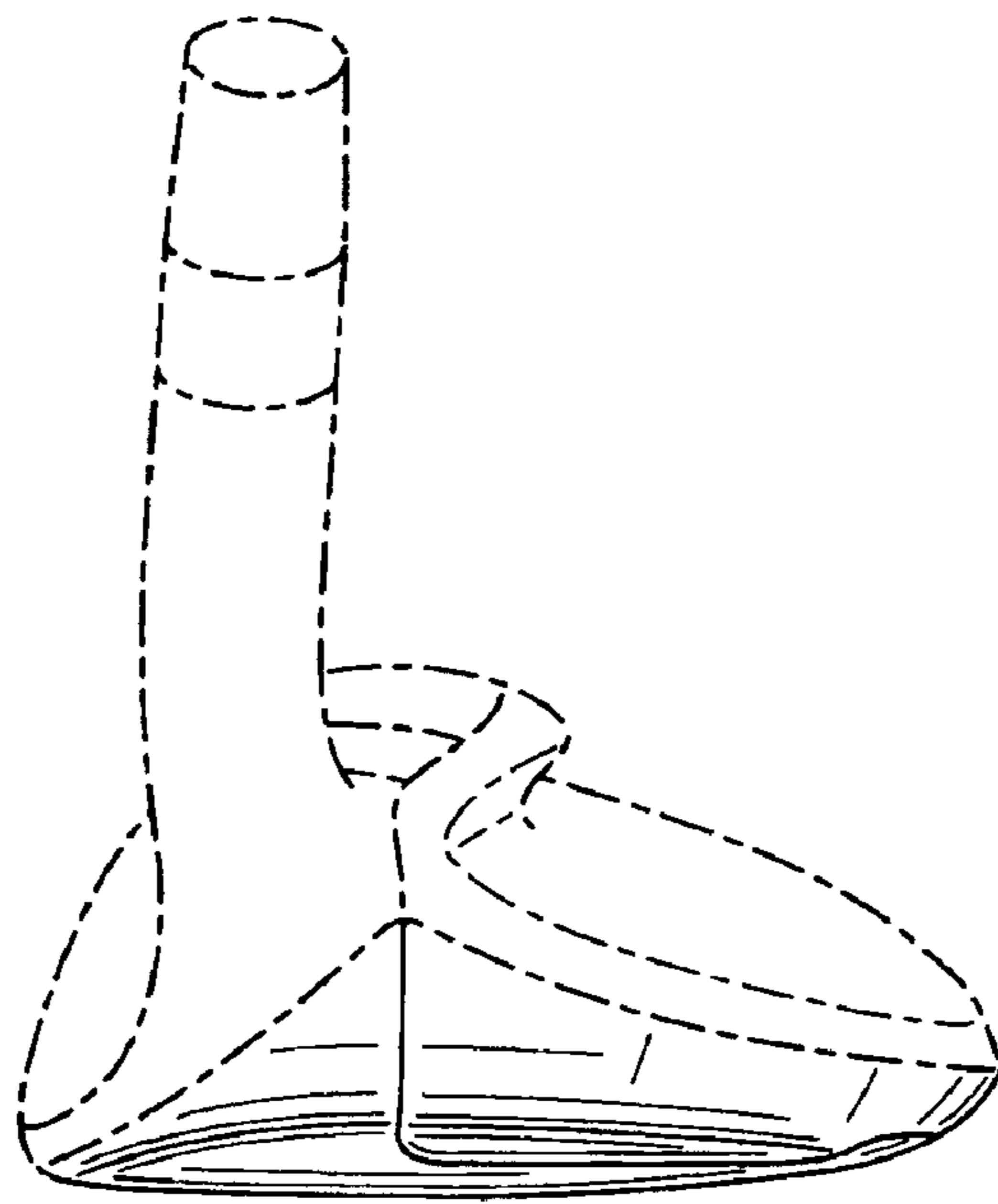


FIG. 3

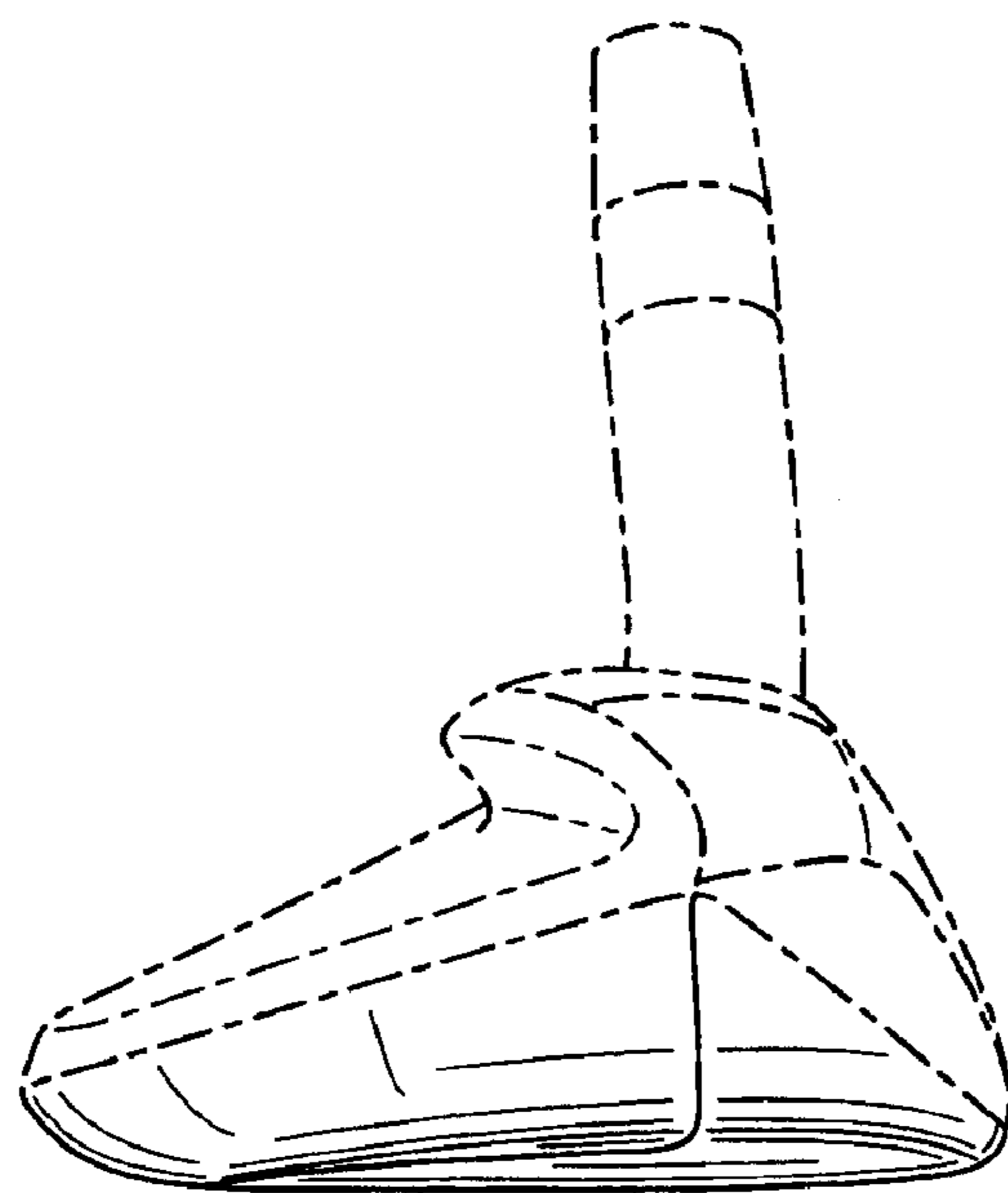


FIG. 4

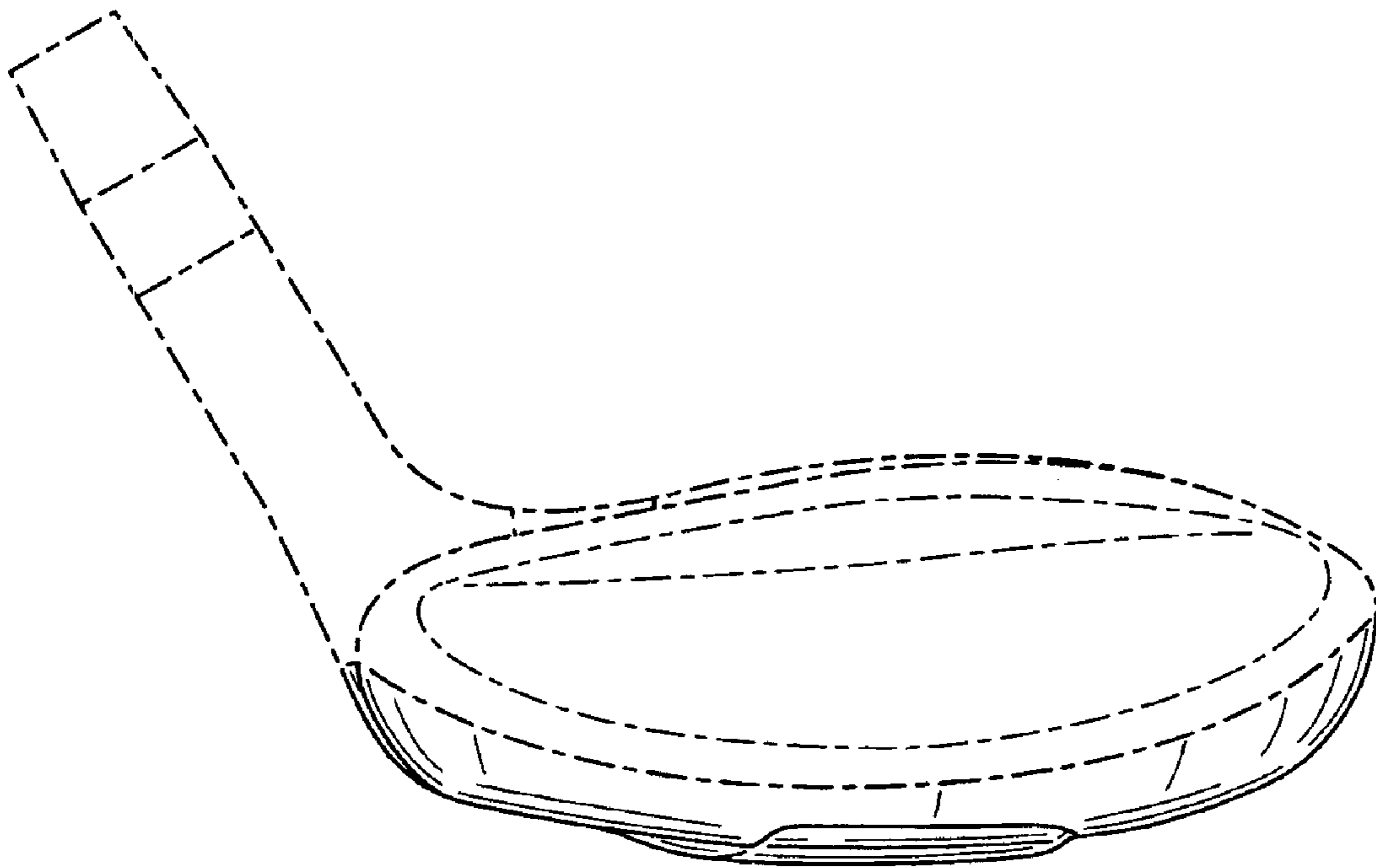


FIG. 5