



US00D532470S

(12) **United States Design Patent** (10) **Patent No.:** **US D532,470 S**
Oldknow (45) **Date of Patent:** **** Nov. 21, 2006**

(54) **PORTION OF A GOLF CLUB HEAD**

(75) Inventor: **Andrew G. V. Oldknow**, Beaverton,
OR (US)

(73) Assignee: **Nike, Inc.**, Beaverton, OR (US)

(**) Term: **14 Years**

(21) Appl. No.: **29/258,313**

(22) Filed: **Apr. 21, 2006**

(51) **LOC (8) Cl.** **21-02**

(52) **U.S. Cl.** **D21/752**

(58) **Field of Classification Search** D21/733,
D21/752, 759; 473/324–331, 343–346
See application file for complete search history.

(56) **References Cited**

U.S. PATENT DOCUMENTS

4,900,029	A	2/1990	Sinclair	
5,429,354	A	7/1995	Long et al.	
D363,100	S	10/1995	Long et al.	
5,518,242	A	5/1996	Mahaffey et al.	
D418,885	S	* 1/2000	Wanchena D21/733
D470,203	S	2/2003	Rollinson et al.	
D470,552	S	2/2003	Cleveland et al.	
D470,553	S	2/2003	Helmstetter et al.	
6,530,848	B1	3/2003	Gillig	
6,623,374	B1	9/2003	Helmstetter et al.	
D484,937	S	1/2004	Madore et al.	
D503,443	S	* 3/2005	Gillig D21/733

D503,444	S	3/2005	Gillig
D508,272	S	8/2005	Gillig
6,945,876	B1	9/2005	Nakahara et al.
2003/0083151	A1	5/2003	Nakahara et al.
2003/0144074	A1	7/2003	Gillig
2003/0195055	A1	10/2003	Helmstetter et al.
2004/0116200	A1	6/2004	Helmstetter et al.
2006/0035720	A1	2/2006	Nakahara et al.

* cited by examiner

Primary Examiner—Mitchell Siegel

(74) *Attorney, Agent, or Firm*—Banner & Witcoff, Ltd.

(57) **CLAIM**

The ornamental design for a portion of a golf club head, as shown and described.

DESCRIPTION

FIG. 1 is a perspective view of a portion of a golf club head showing my new design;

FIG. 2 is a top view thereof;

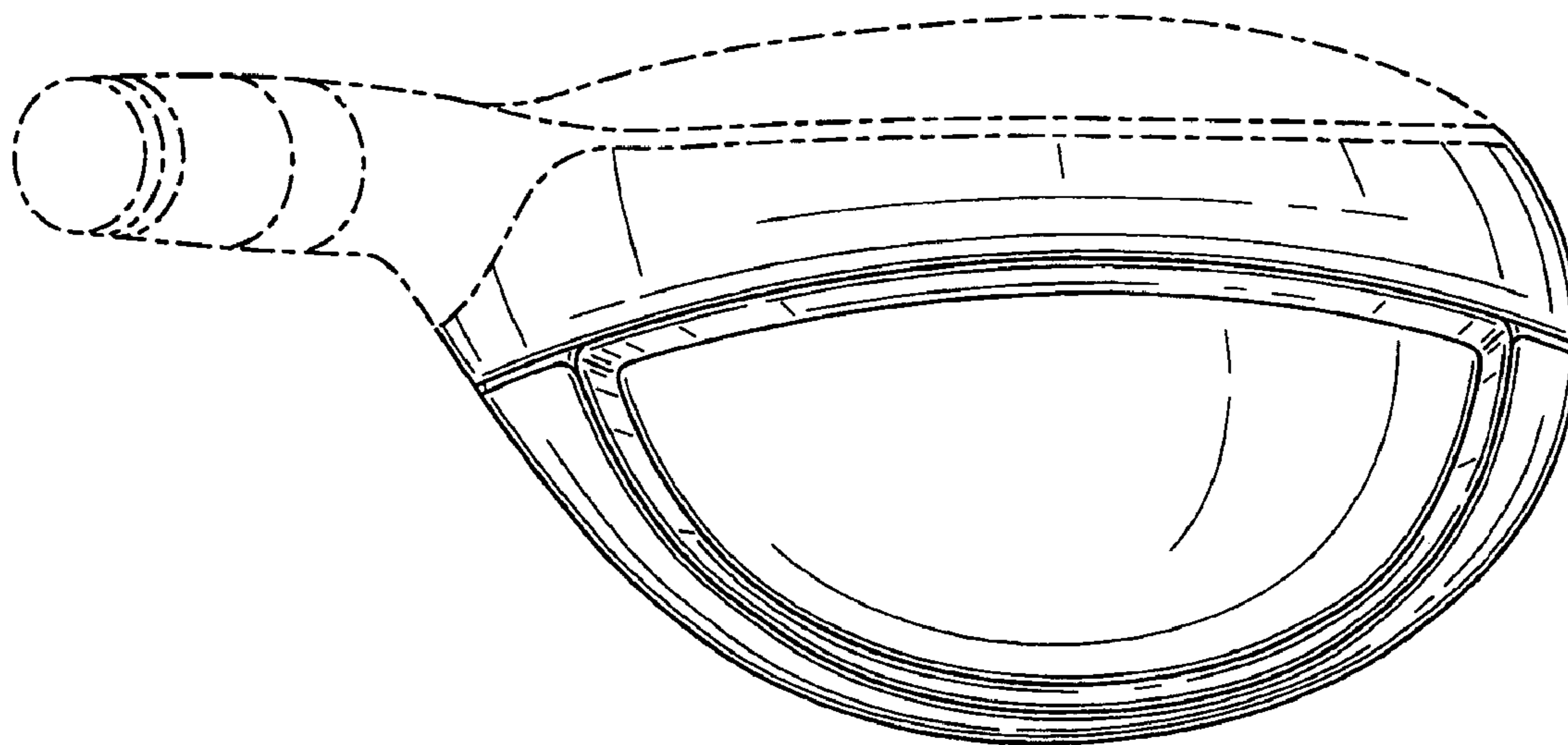
FIG. 3 is a heel end view thereof;

FIG. 4 is a toe end view thereof; and,

FIG. 5 is a rear view thereof.

The uneven broken line immediately adjacent to the shaded area represents an unclaimed boundary of the design. The broken line showing of the circles within the shaded region and the remainder of the golf club head is for illustrative purposes only and forms no part of the claimed design.

1 Claim, 3 Drawing Sheets



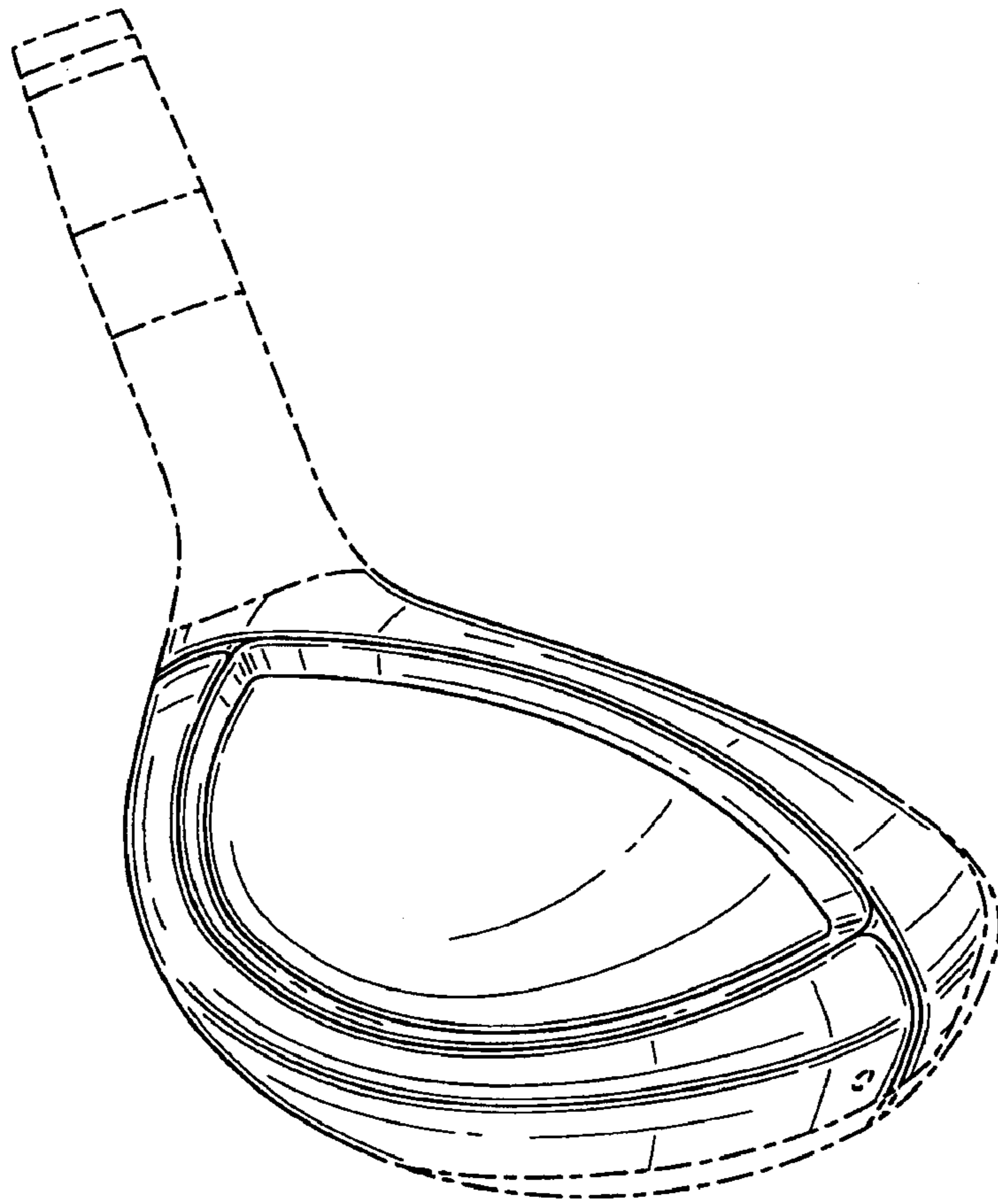


FIG. 1

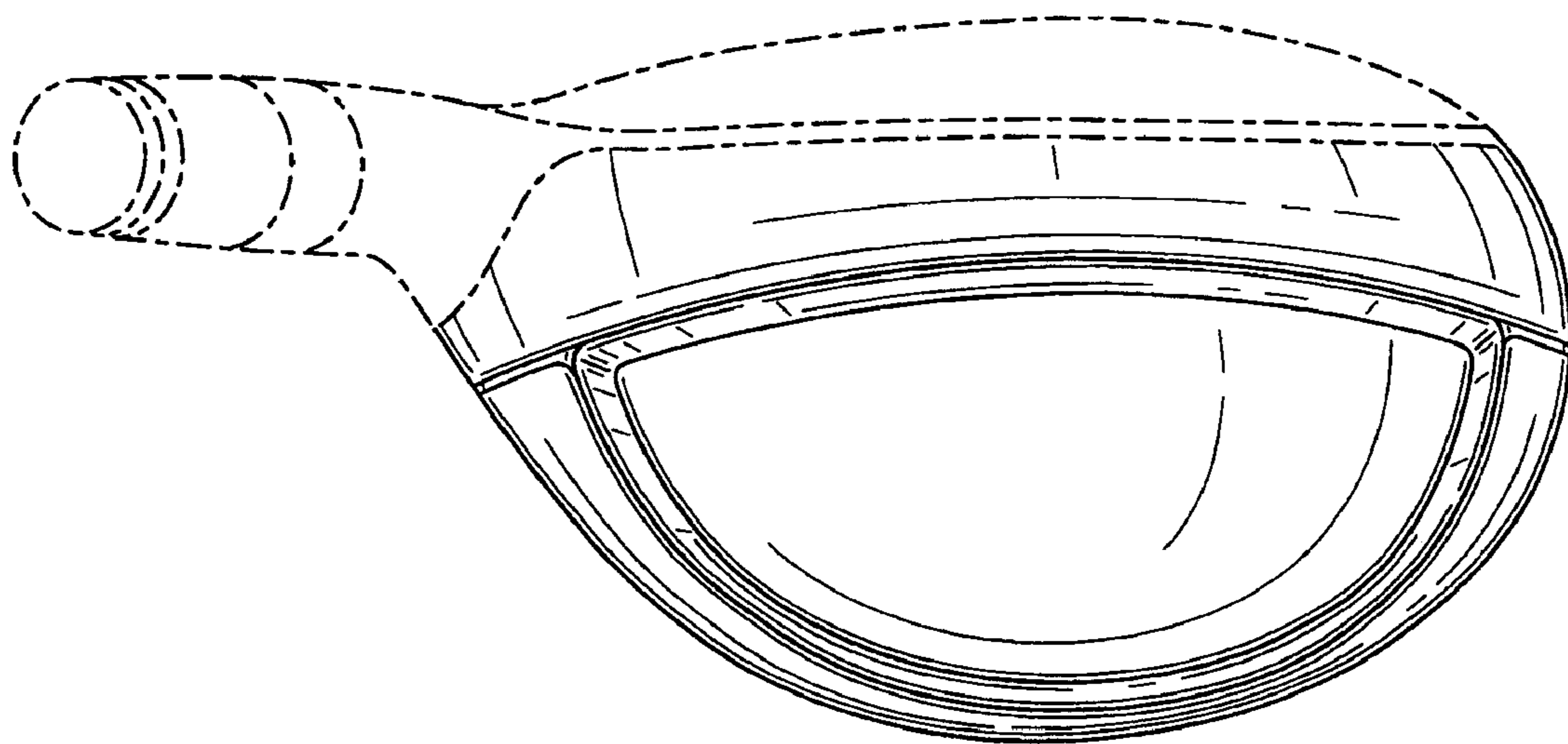


FIG. 2

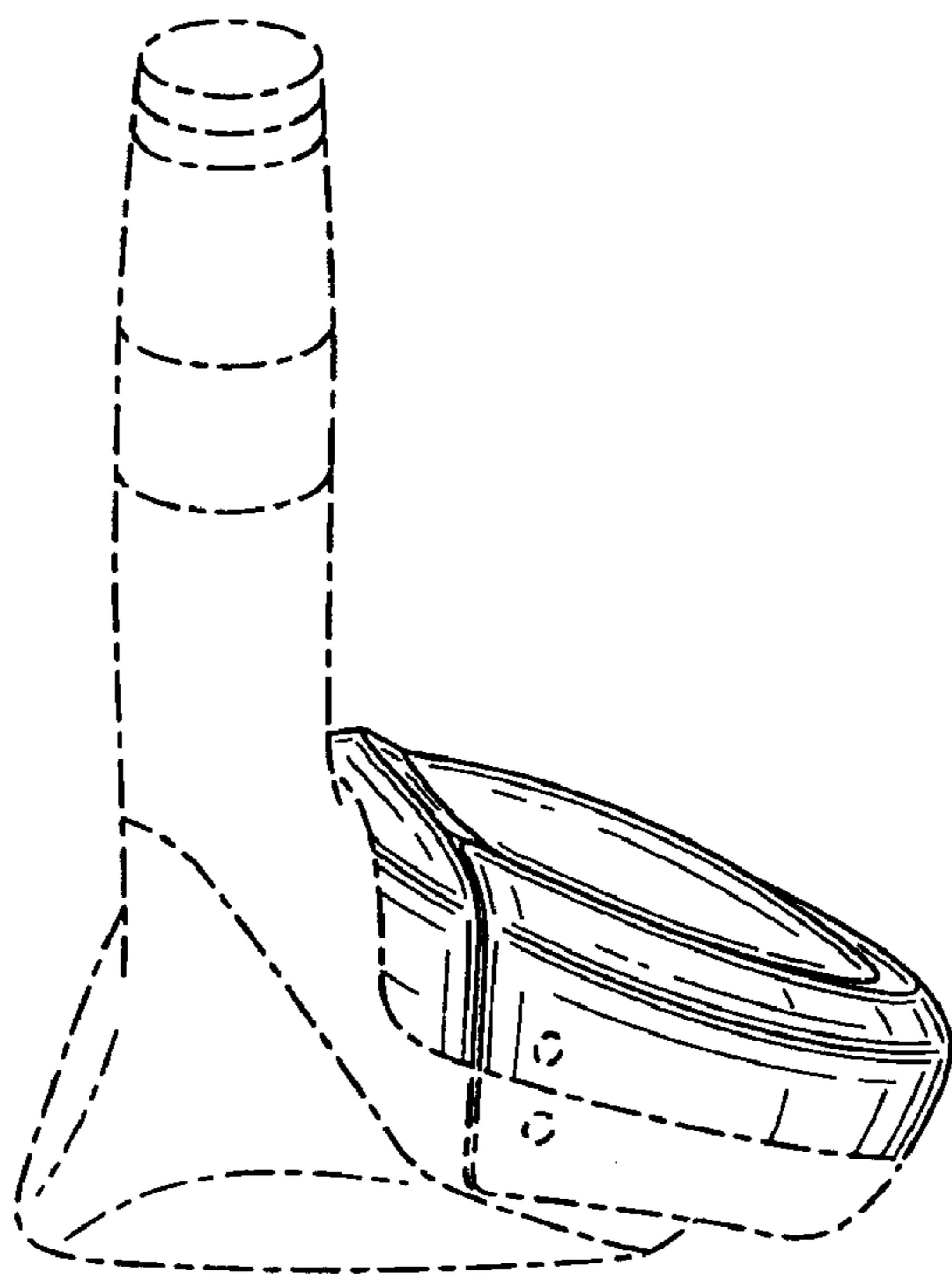


FIG. 3

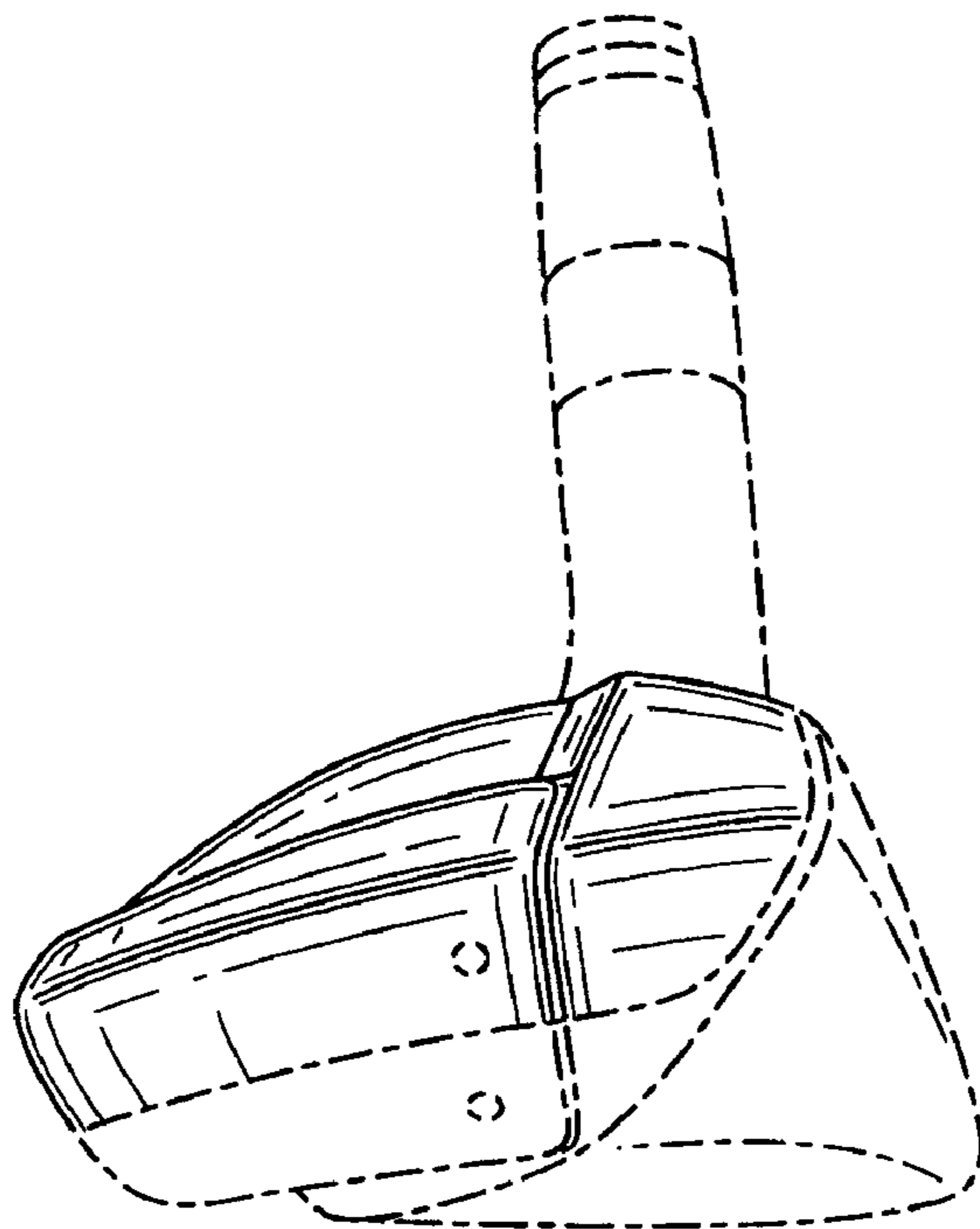


FIG. 4

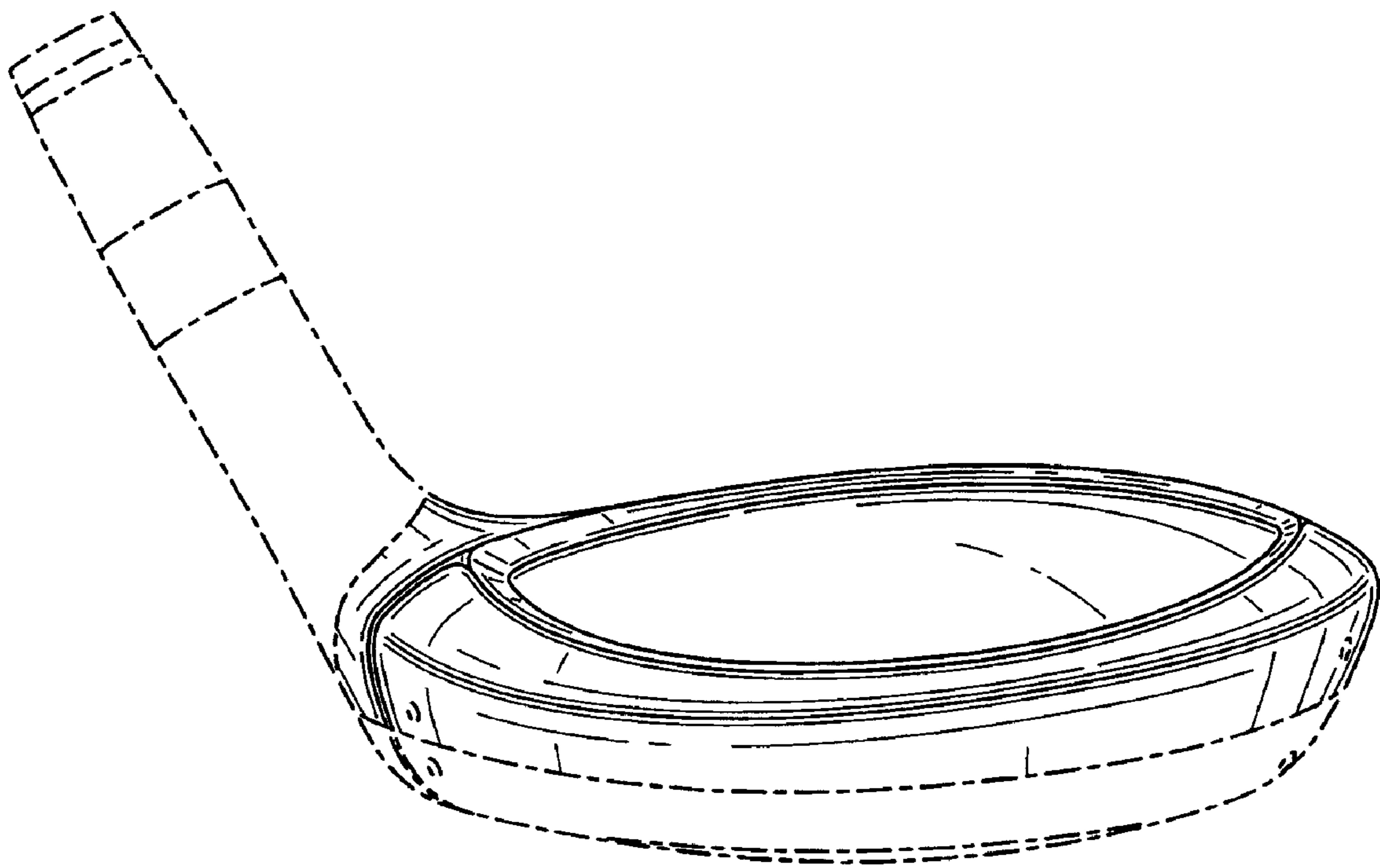


FIG. 5