



US00D532458S

(12) **United States Design Patent**  
**Russell**

(10) **Patent No.:** **US D532,458 S**

(45) **Date of Patent:** **\*\* Nov. 21, 2006**

(54) **IMAGE MARKER**

(76) Inventor: **Donald G. Russell**, 86 Windsor Rd.,  
Kensington, CT (US) 06037

(\*\*) Term: **14 Years**

(21) Appl. No.: **29/251,578**

(22) Filed: **Jan. 10, 2006**

4,953,193 A	8/1990	Robinson
D312,657 S	12/1990	Saffran
5,101,756 A	4/1992	Strumbos
5,167,074 A	12/1992	Weiss
D335,686 S	5/1993	Christian
5,287,397 A	2/1994	Dumsha
5,323,443 A	6/1994	Lary
5,368,030 A	11/1994	Zinreich et al.
5,469,847 A	11/1995	Zinreich et al.
5,491,546 A *	2/1996	Wascher et al. .... 356/4.03
5,609,827 A	3/1997	Russell et al.
5,732,122 A	3/1998	Tibbals
5,848,125 A	12/1998	Arnett
6,198,807 B1	3/2001	DeSena

**Related U.S. Application Data**

(62) Division of application No. 29/225,824, filed on Mar. 21, 2005, which is a division of application No. 29/194,634, filed on Nov. 26, 2003, now Pat. No. Des. 506,787.

(51) **LOC (8) Cl.** ..... **19-08**

(52) **U.S. Cl.** ..... **D20/22**

(58) **Field of Classification Search** ..... D20/10,  
D20/22, 23, 27, 28, 42, 99; 40/219, 630;  
116/200, 234, 291, 298; 356/247; 378/162,  
378/165, 205; 428/38, 42.3; 600/414, 437;  
D16/130, 134, 135, 136; D22/199

See application file for complete search history.

(56) **References Cited**

**U.S. PATENT DOCUMENTS**

D92,405 S	6/1934	Klebanow
2,420,273 A *	5/1947	West ..... 359/498
3,392,450 A *	7/1968	Herter et al. .... 42/122
3,583,358 A	6/1971	Hanson, Jr.
3,744,133 A *	7/1973	Fukushima et al. .... 42/121
3,924,879 A	12/1975	Wright
4,180,284 A	12/1979	Ashley
4,274,006 A	6/1981	Caine
4,345,540 A	8/1982	Karmin
4,614,039 A *	9/1986	Kafri et al. .... 42/132
4,616,421 A *	10/1986	Forsen ..... 42/130
4,680,210 A	7/1987	Corcoran
4,693,554 A	9/1987	Cordes
4,698,836 A	10/1987	Minasian
4,764,948 A	8/1988	Hurwitz
4,833,774 A	5/1989	Jacob-Grinschgl et al.
4,912,853 A *	4/1990	McDonnell et al. .... 33/228
4,951,595 A	8/1990	Bedford, Jr.

(Continued)

**FOREIGN PATENT DOCUMENTS**

EP	0 545 959 B1	11/1994
EP	0 648 610 B1	6/1998
EP	0 984 864 B1	7/2002
JP	10165391 A	6/1998

*Primary Examiner*—Robert M. Spear

(74) *Attorney, Agent, or Firm*—McCarter & English, LLP

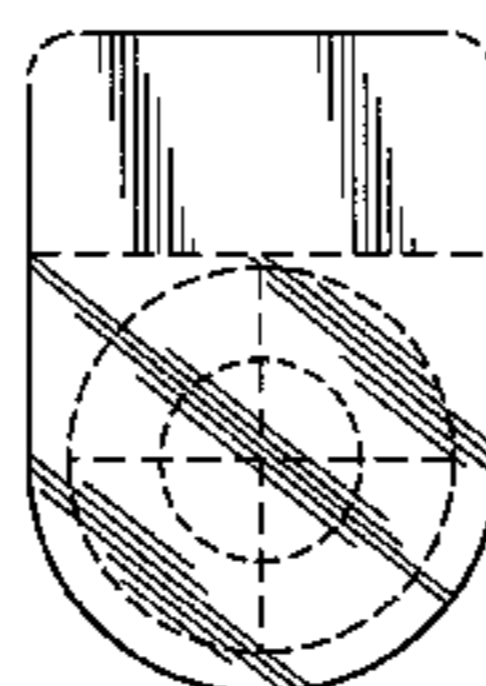
(57) **CLAIM**

I claim, the ornamental design for an image marker, as shown and described.

**DESCRIPTION**

FIG. 1 is a front plan view of an marker showing our new design;  
FIG. 2 is a left side plan view of the marker of FIG. 1;  
FIG. 3 is a top plan view thereof;  
FIG. 4 is a rear plan view thereof;  
FIG. 5 is a bottom plan view thereof; and,  
FIG. 6 is a right side plan view thereof.  
The broken lines in the drawings show environmental structure and form no part of the claimed design. The diagonal lines (or shading lines) are intended to show that the respective portion(s) of the marker are transparent, whereas the claimed portion(s) of the marker that do not include such lines are opaque.

**1 Claim, 1 Drawing Sheet**



# US D532,458 S

Page 2

---

U.S. PATENT DOCUMENTS			
6,231,508	B1	5/2001	Miller et al.
6,354,737	B1	3/2002	Hufe et al.
6,356,621	B1	3/2002	Furumori et al.
D475,758	S *	6/2003	Ishikawa ..... D22/108
6,574,900	B1 *	6/2003	Malley ..... 42/130
6,662,694	B1	12/2003	Rankin, Sr.
6,705,037	B1 *	3/2004	Van Kirk ..... 42/126
6,729,062	B1	5/2004	Thomas et al.
6,868,615	B1 *	3/2005	Malley ..... 33/297
D506,787	S *	6/2005	Russell ..... D20/22
2002/0082948	A1	6/2002	Panelli
2005/0000133	A1 *	1/2005	Russell ..... 40/630

\* cited by examiner

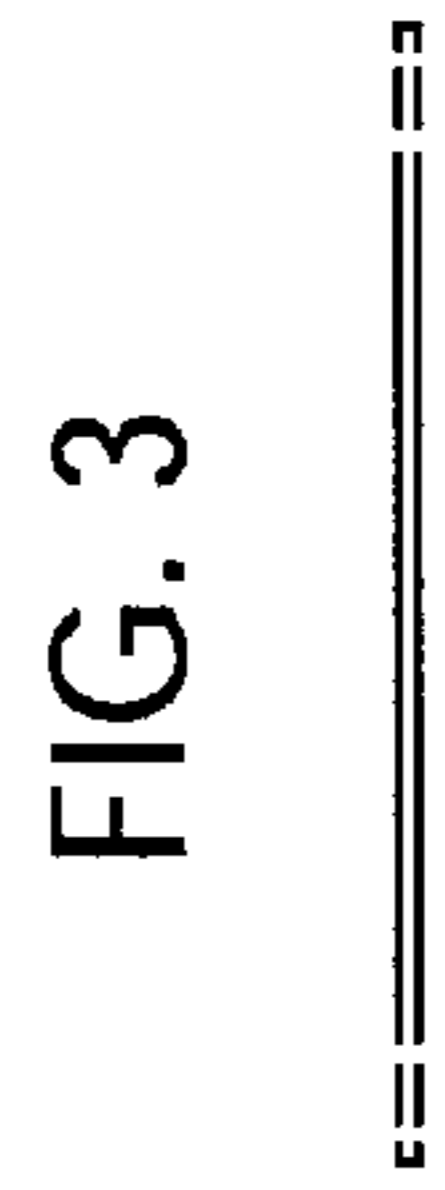


FIG. 4

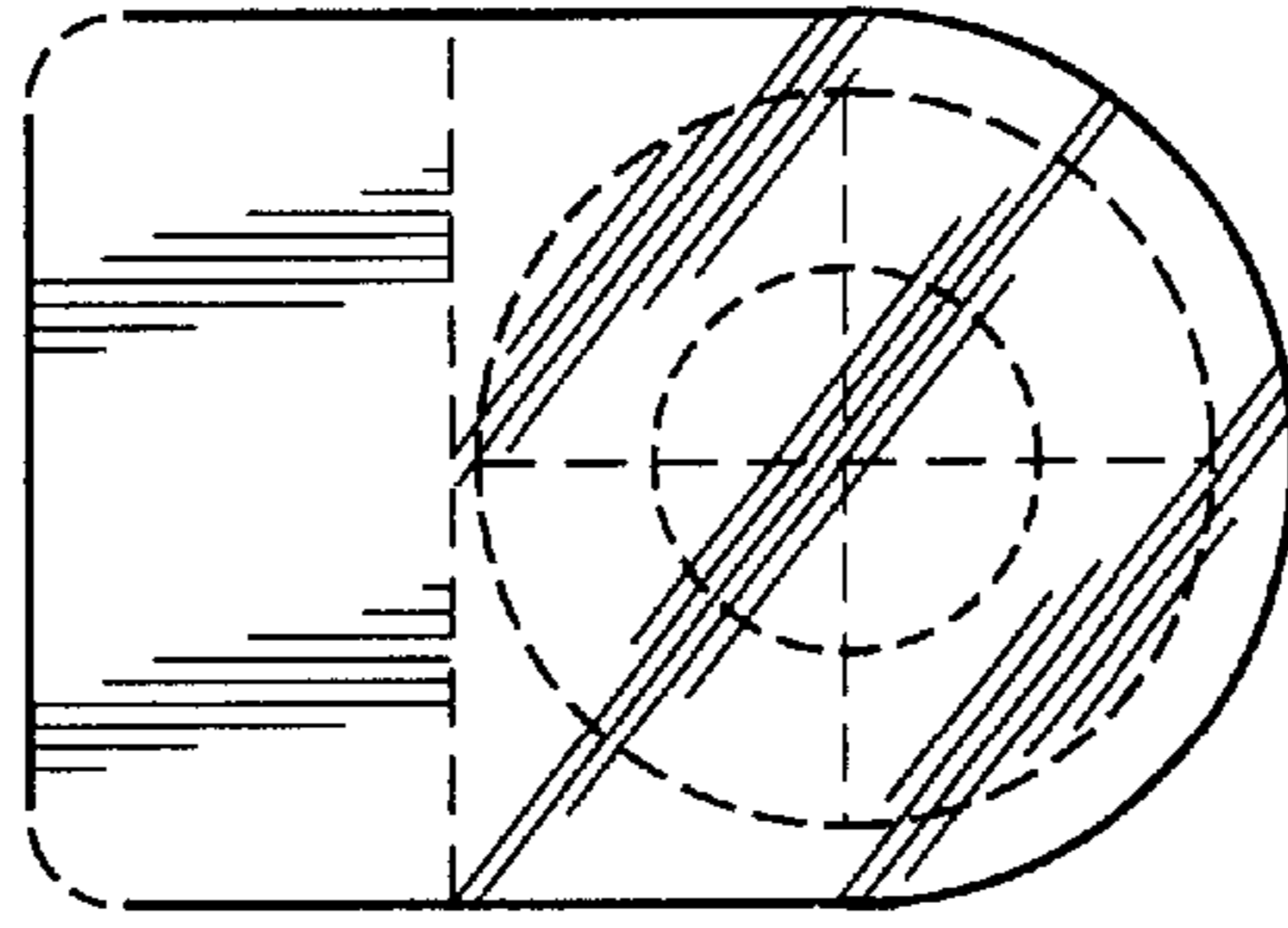


FIG. 2




FIG. 1

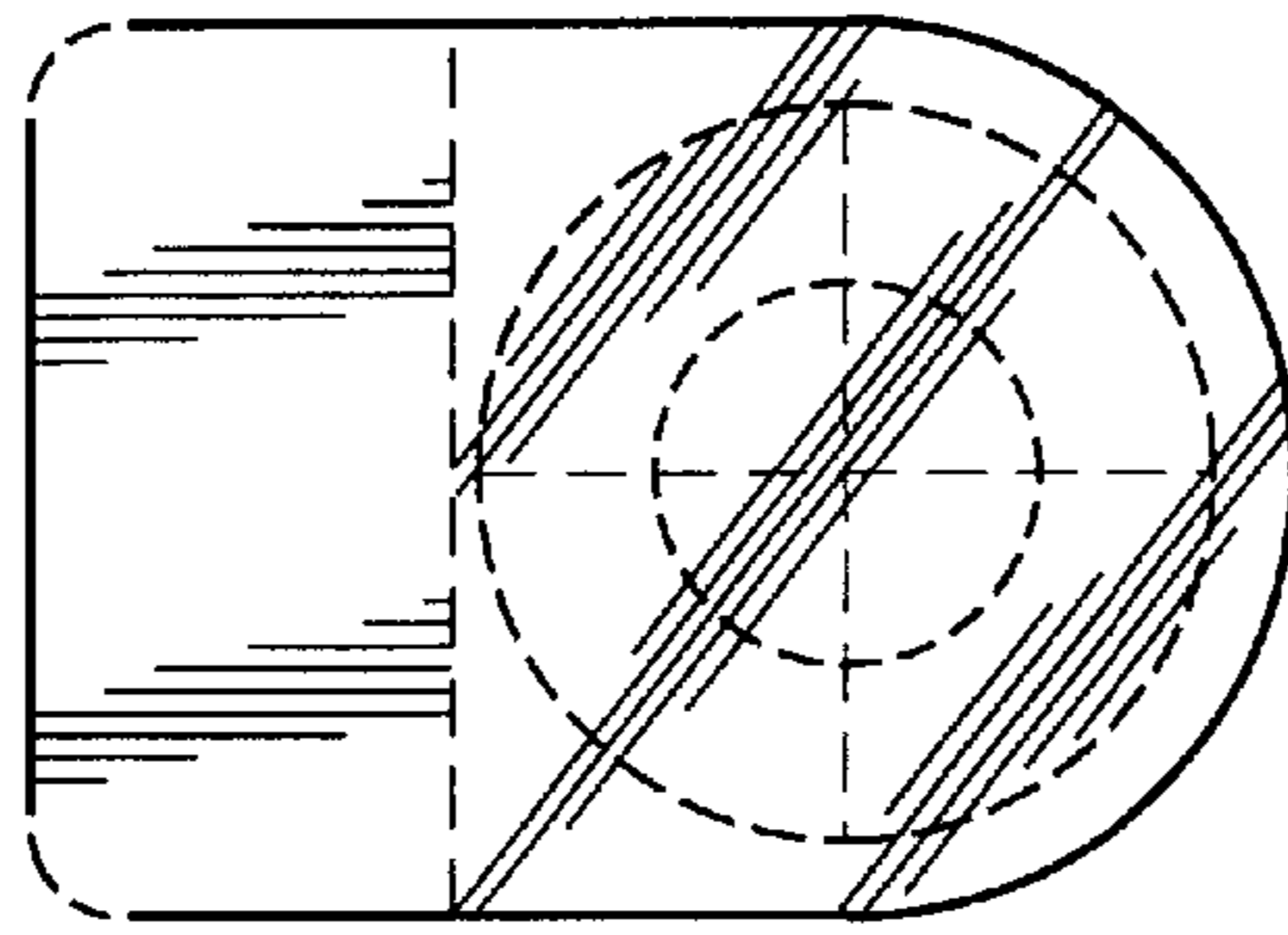


FIG. 6

