



US00D532457S

(12) **United States Design Patent**
Chen

(10) **Patent No.:** **US D532,457 S**

(45) **Date of Patent:** **** Nov. 21, 2006**

(54) **PUSHBUTTON CONTROLLED
CORRECTION TAPE**

(75) **Inventor:** **Jau-Shyong Chen**, Chang Hua (TW)

(73) **Assignee:** **SDI Corporation**, Chang Hua (TW)

(**) **Term:** **14 Years**

(21) **Appl. No.:** **29/229,353**

(22) **Filed:** **May 5, 2005**

(51) **LOC (8) Cl.** **19-02**

(52) **U.S. Cl.** **D19/69**

(58) **Field of Classification Search** D19/66-70;
156/523, 527, 540, 577; 206/411; 225/6,
225/25, 39; 242/588, 588.2, 588.3, 588.6
See application file for complete search history.

(56) **References Cited**

U.S. PATENT DOCUMENTS

D467,617 S * 12/2002 Soetewey D19/69
6,568,450 B1 * 5/2003 Stevens 156/540
D475,747 S * 6/2003 Ono D19/69
6,732,782 B1 * 5/2004 Rollion 156/577

D491,986 S * 6/2004 Bain D19/69
6,802,354 B1 * 10/2004 Bouveresse 156/522
D501,032 S * 1/2005 Kah D19/69
D506,508 S * 6/2005 Shimizu et al. D19/69
7,063,120 B1 * 6/2006 Huthmacher et al. 156/577

* cited by examiner

Primary Examiner—Elizabeth A. Albert

(74) *Attorney, Agent, or Firm*—patenttm.us

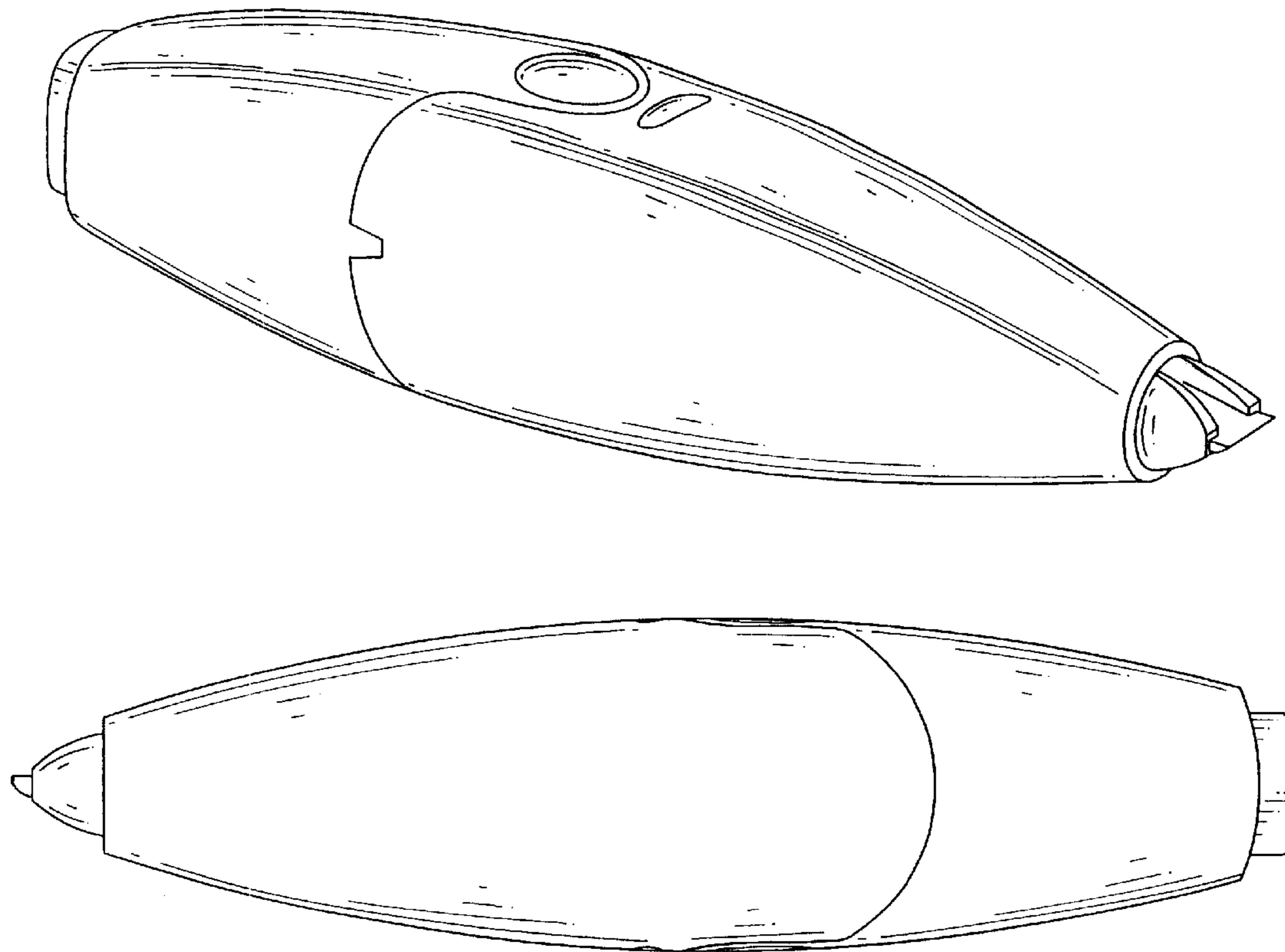
(57) **CLAIM**

The ornamental design for a pushbutton controlled correction tape, as shown.

DESCRIPTION

FIG. 1 is a perspective view of a pushbutton controlled correction tape, showing my new design; FIG. 2 is a front elevational view thereof; FIG. 3 is a rear elevational view thereof; FIG. 4 is a left elevational view thereof; FIG. 5 is a right elevational view thereof; FIG. 6 is top plan view thereof; and, FIG. 7 is a bottom plan view thereof.

1 Claim, 4 Drawing Sheets



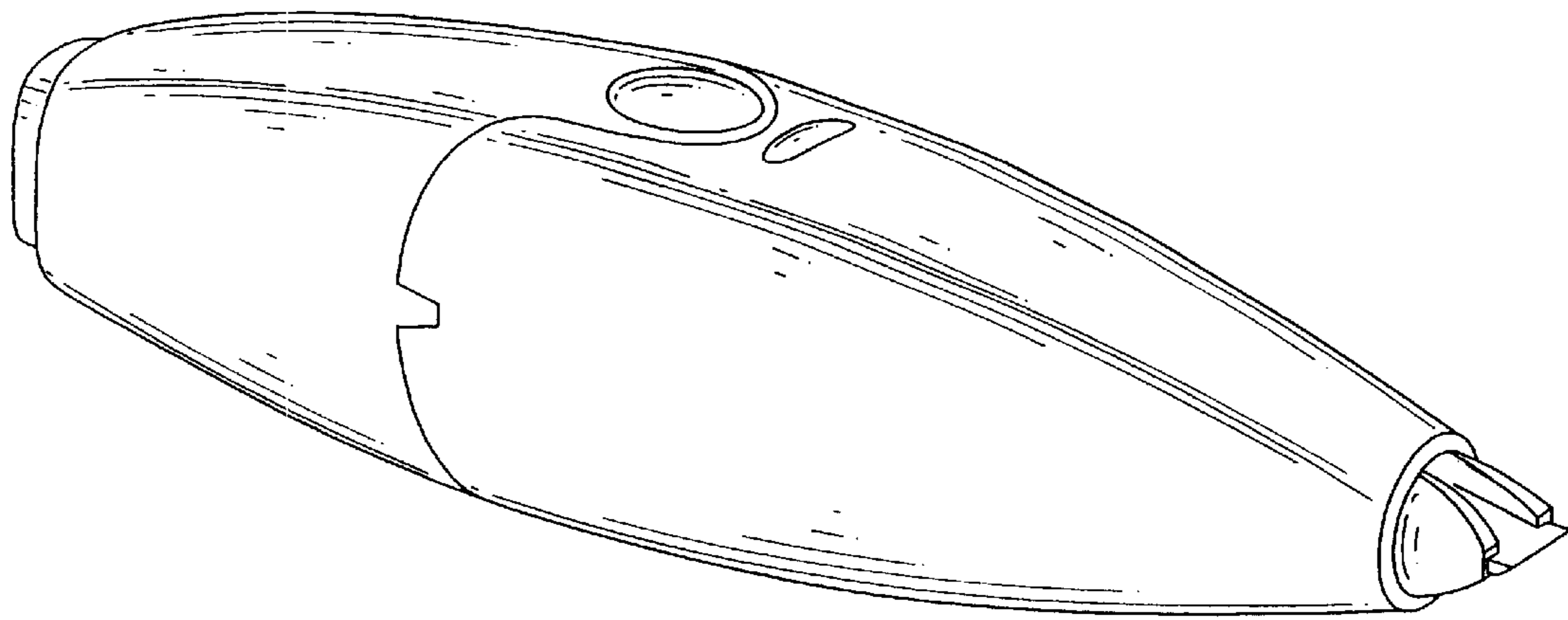


FIG.1




FIG.2




FIG.3

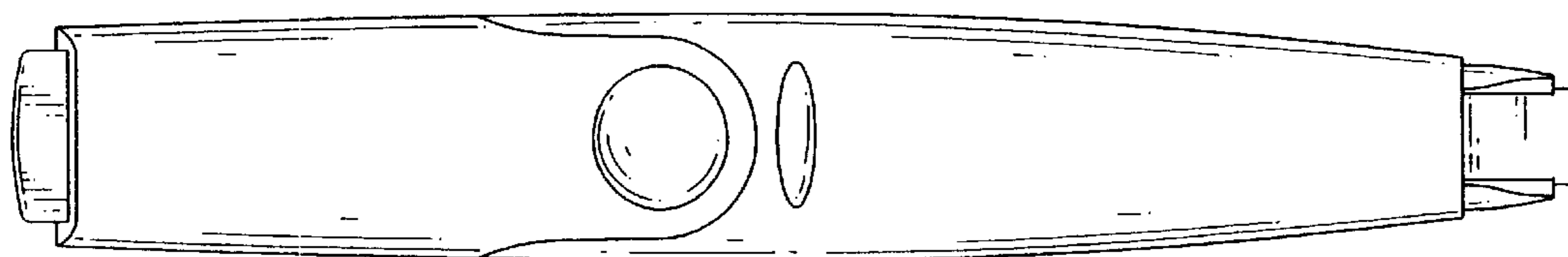


FIG.4

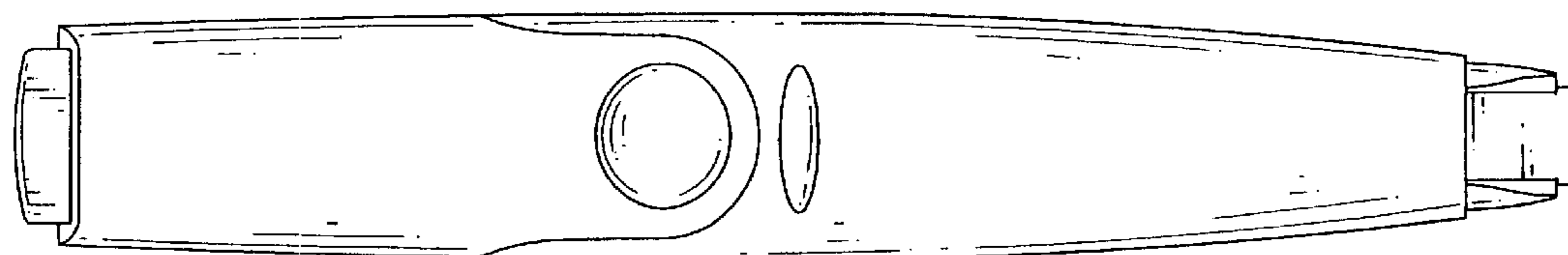


FIG.5

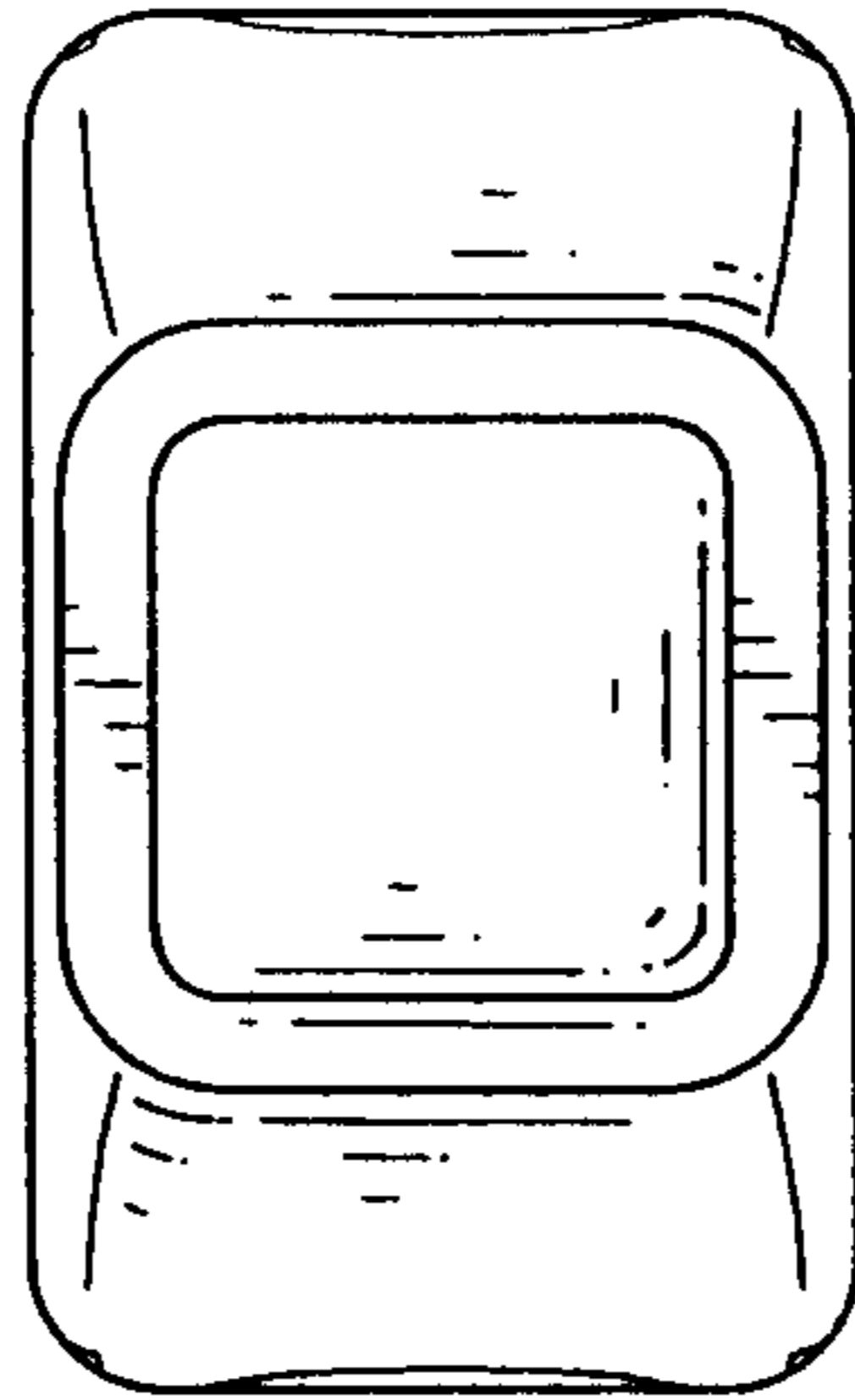


FIG. 6

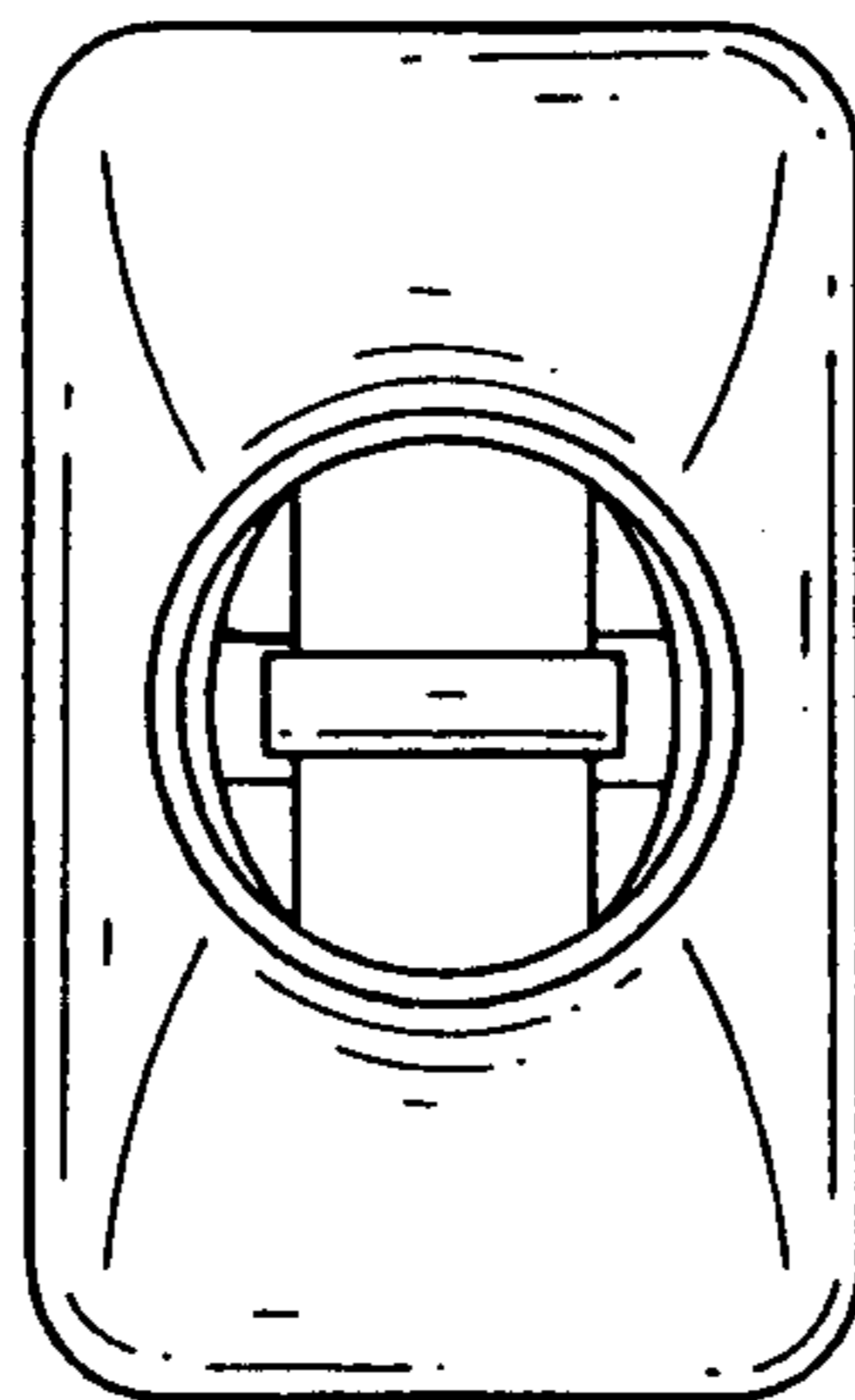


FIG. 7