

US00D532454S

(12) **United States Design Patent**  
**Togawa et al.**

(10) **Patent No.: US D532,454 S**

(45) **Date of Patent: \*\* Nov. 21, 2006**

(54) **BALL PEN**

D445,826 S \* 7/2001 Baudino et al. .... D19/43  
D452,879 S \* 1/2002 Koike ..... D19/43

(75) Inventors: **Keiko Togawa**, Kanagawa-ken (JP);  
**Matsuko Miyashita**, Tokyo (JP);  
**Yujiro Nakata**, Tokyo (JP)

FOREIGN PATENT DOCUMENTS

WO 97/16320 5/1997

(73) Assignee: **Zebra Co., Ltd.**, Tokyo (JP)

OTHER PUBLICATIONS

(\*\*) Term: **14 Years**

English Language Abstract of WO 97/16320.

(21) Appl. No.: **29/192,872**

\* cited by examiner

(22) Filed: **Oct. 31, 2003**

*Primary Examiner*—Ian Simmons  
*Assistant Examiner*—Carla Jobe Wright

(51) **LOC (8) Cl.** ..... **19-06**

(52) **U.S. Cl.** ..... **D19/51**

(58) **Field of Classification Search** ..... D19/41,  
D19/45, 46, 47, 50, 51; 401/6, 88, 99, 104,  
401/105, 106, 107, 108, 109

(74) *Attorney, Agent, or Firm*—Greenblum & Bernstein,  
P.L.C.

See application file for complete search history.

(57) **CLAIM**

I claim the ornamental design for a ball pen, as shown and described.

(56) **References Cited**

**DESCRIPTION**

U.S. PATENT DOCUMENTS

2,857,882 A \* 10/1958 Forster ..... 401/110  
D190,349 S \* 5/1961 Doman ..... D19/57  
D191,078 S \* 8/1961 Lovejoy ..... D19/51  
3,195,545 A \* 7/1965 Lederberg et al. .... 401/122  
D215,042 S \* 8/1969 Di Spirito ..... D19/51  
D312,837 S \* 12/1990 Oka ..... D19/51  
D387,804 S \* 12/1997 Izushima ..... D19/51  
D395,875 S \* 7/1998 Aiken et al. .... D14/411  
D396,729 S \* 8/1998 Ham ..... D19/48

FIG. 1 is a front elevational view of a ball pen, showing our new design;

FIG. 2 is a rear elevational view thereof;

FIG. 3 is a top plan view thereof;

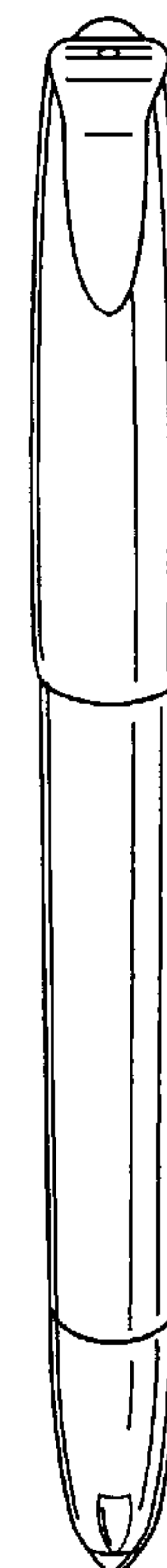


FIG. 4 is a bottom plan view thereof;

FIG. 5 is a right-side elevational view thereof;

FIG. 6 is a left-side elevational view thereof; and,

FIG. 7 is a perspective view thereof.

**1 Claim, 7 Drawing Sheets**



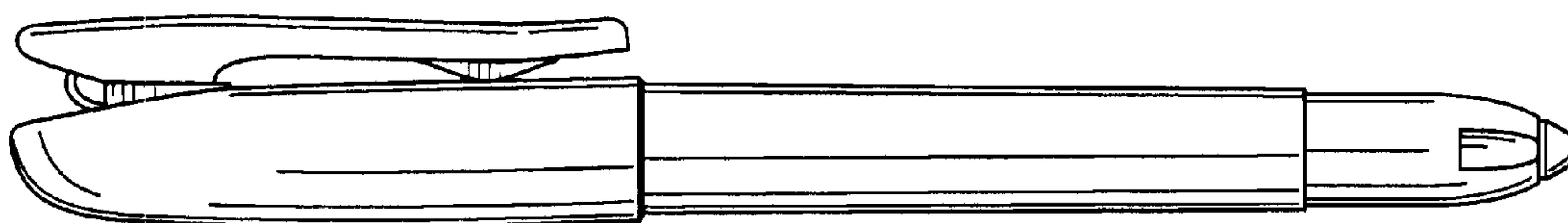


FIG. 1




FIG. 2




FIG. 3




FIG. 4

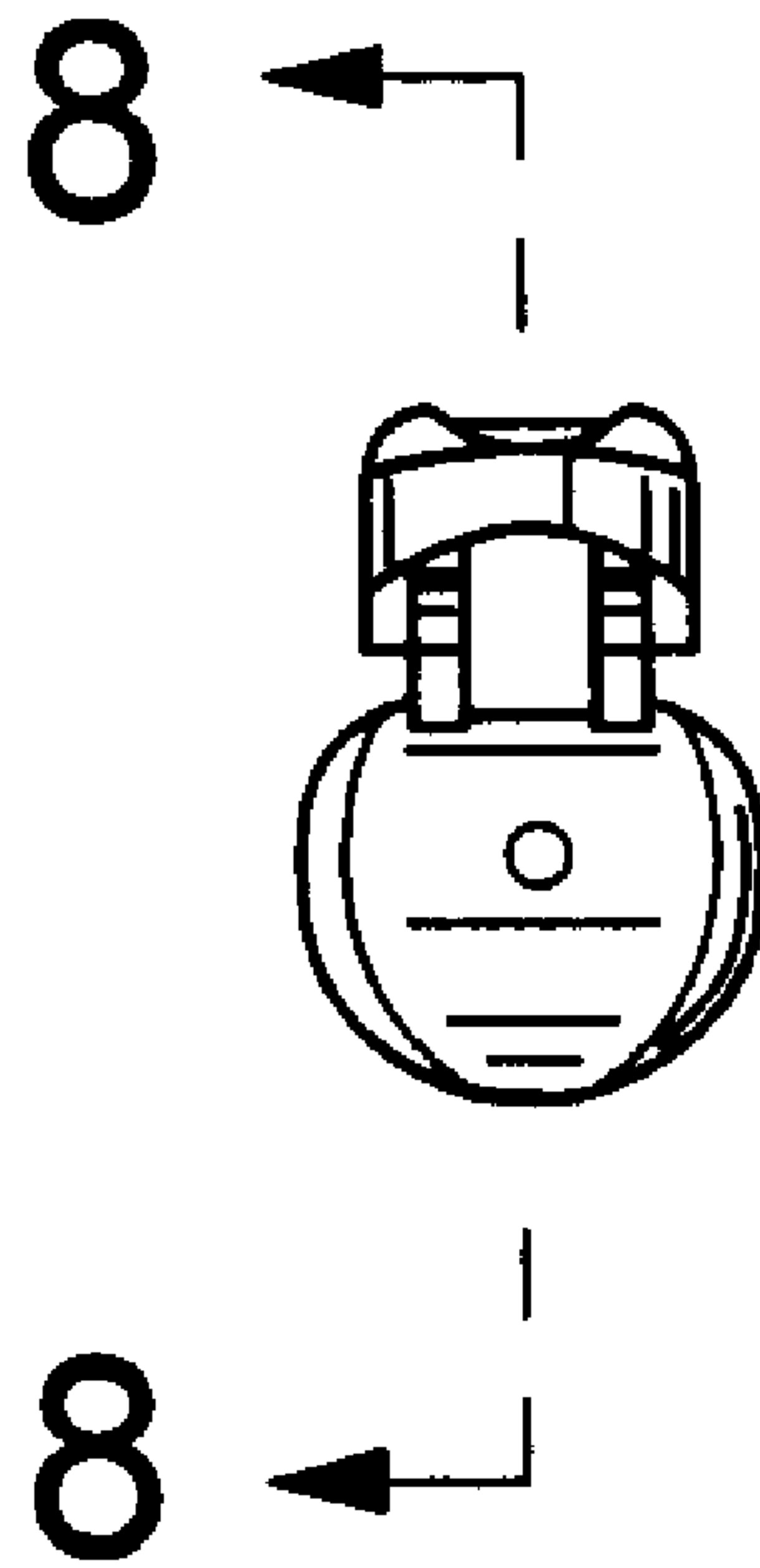
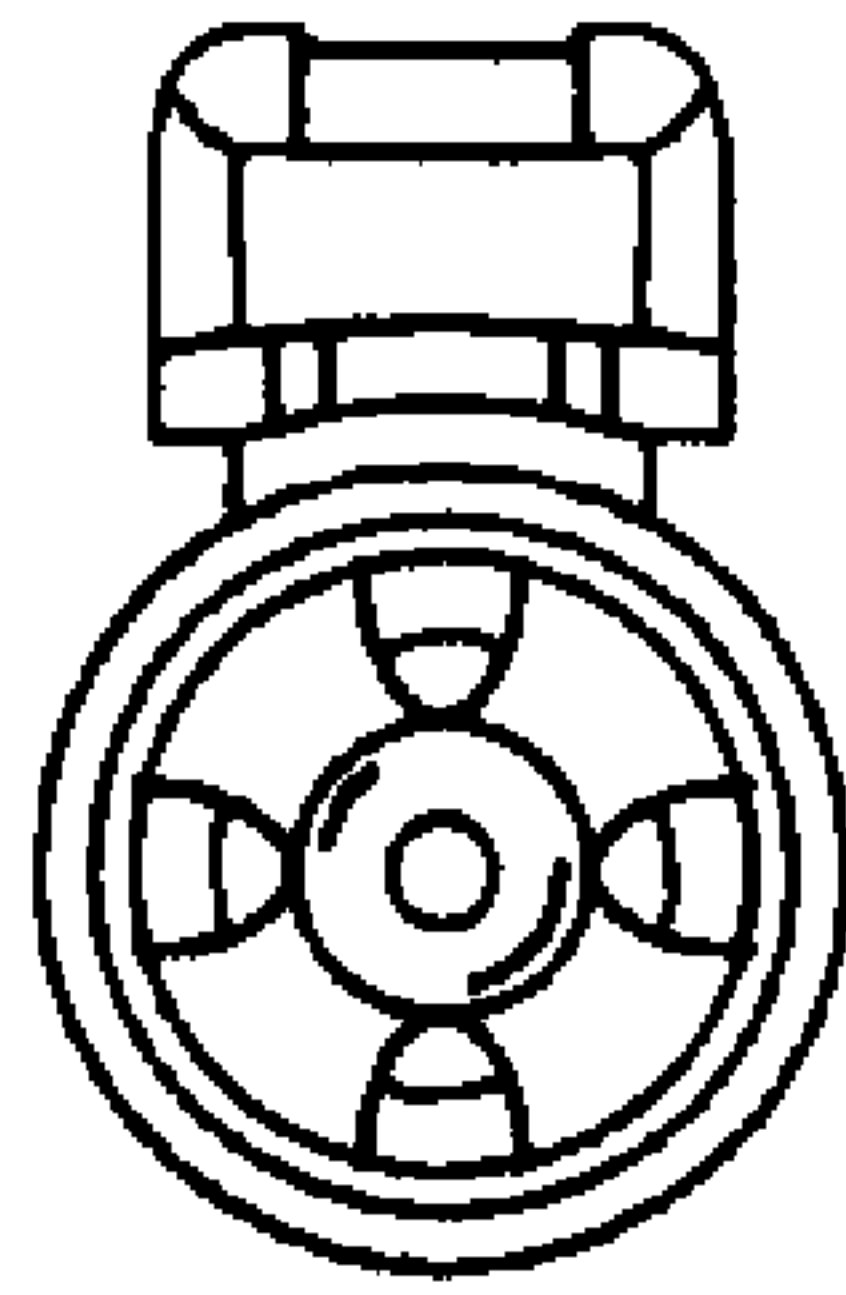


FIG. 5



**FIG. 6**

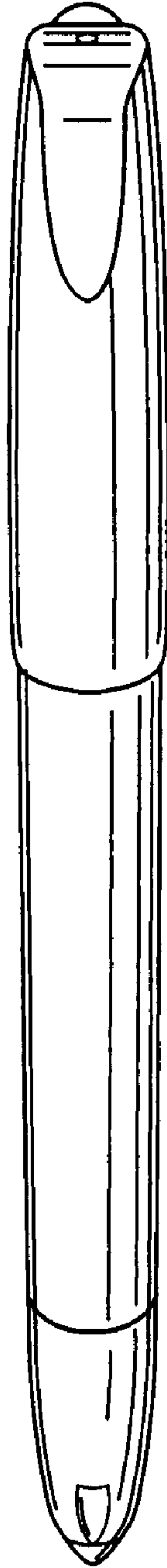


FIG. 7