



US00D532439S

(12) **United States Design Patent**
Scharte

(10) **Patent No.:** **US D532,439 S**

(45) **Date of Patent:** **** Nov. 21, 2006**

(54) **CYMBAL**

(76) **Inventor:** **Norbert Scharte**, Thüler Strasse, 33154
Salzkotten (DE)

(**) **Term:** **14 Years**

(21) **Appl. No.:** **29/199,960**

(22) **Filed:** **Feb. 20, 2004**

(30) **Foreign Application Priority Data**

Aug. 20, 2003 (DE) 403 05 426

(51) **LOC (8) Cl.** **17-04**

(52) **U.S. Cl.** **D17/22**

(58) **Field of Classification Search** D6/412;
D17/22; D21/705, 715, 717, 780; 84/402,
84/411, 411 M, 421, 422.1, 422.2, 422.3,
84/738

See application file for complete search history.

(56) **References Cited**

U.S. PATENT DOCUMENTS

2,189,095	A	*	2/1940	Zildjian	84/402
2,559,143	A	*	7/1951	Zildjian	84/402
3,141,370	A	*	7/1964	Ross	84/402
3,546,994	A	*	12/1970	Paiste	84/402

4,114,502	A	*	9/1978	Zildjian	84/402
D297,015	S	*	8/1988	Hargrove	D17/22
4,809,581	A	*	3/1989	Paiste et al.	84/402
D301,893	S	*	6/1989	Hargrove	D17/22
5,639,976	A	*	6/1997	Manoff et al.	84/402
5,915,289	A	*	6/1999	Hart	84/738
6,034,313	A	*	3/2000	Shelley	84/422.3

* cited by examiner

Primary Examiner—Ian Simmons

Assistant Examiner—Christopher Lee

(74) *Attorney, Agent, or Firm*—Laurence A. Greenberg;
Werner H. Stemer; Ralph E. Locher

(57) **CLAIM**

The ornamental design for a cymbal, as shown and described.

DESCRIPTION

FIG. 1 is a top plan view of a round cymbal with a square opening;

FIG. 2 is a bottom plan view thereof;

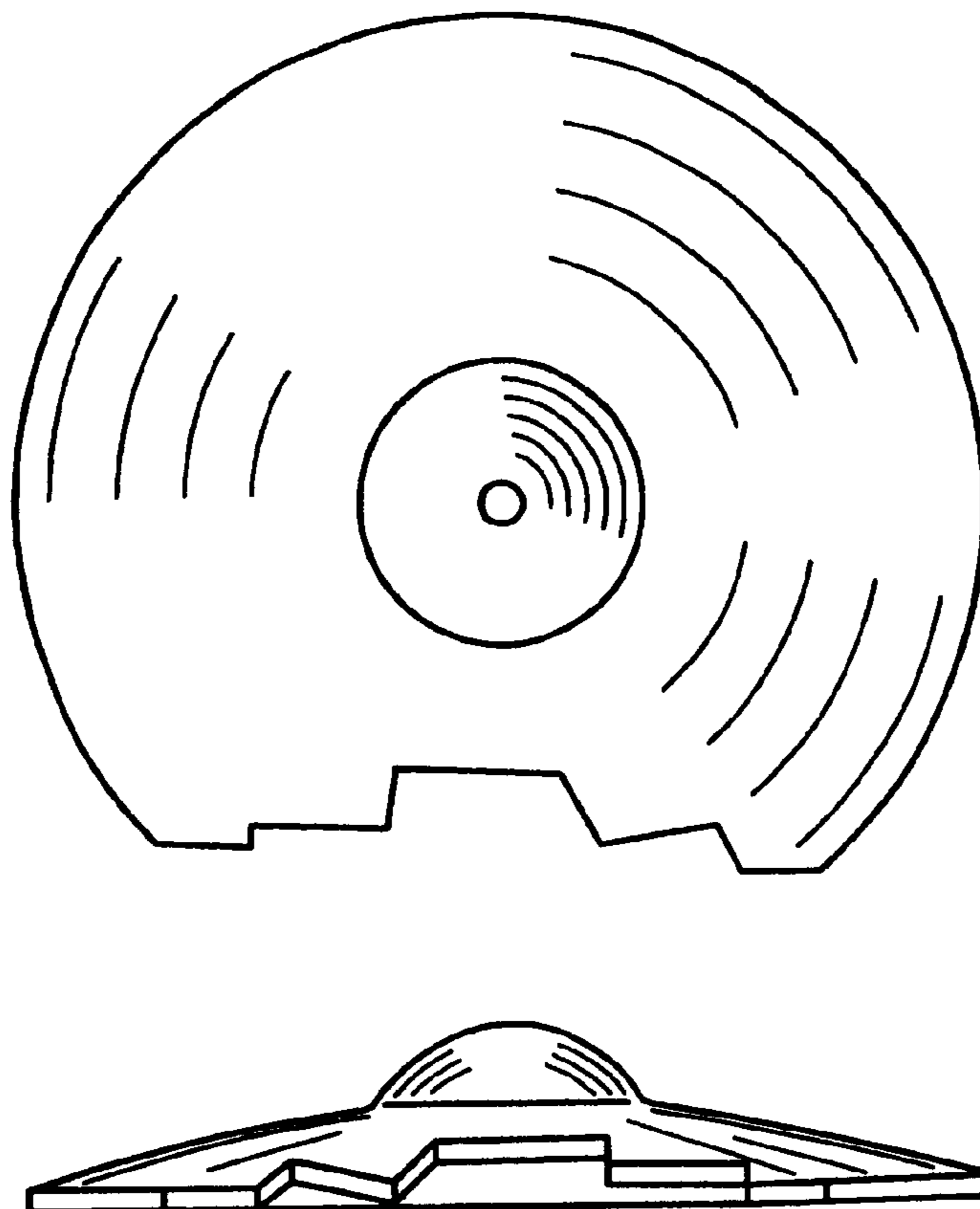
FIG. 3 is a front elevational view thereof;

FIG. 4 is a rear elevational view thereof;

FIG. 5 is a right elevational view thereof; and,

FIG. 6 is a left elevational view thereof.

1 Claim, 1 Drawing Sheet



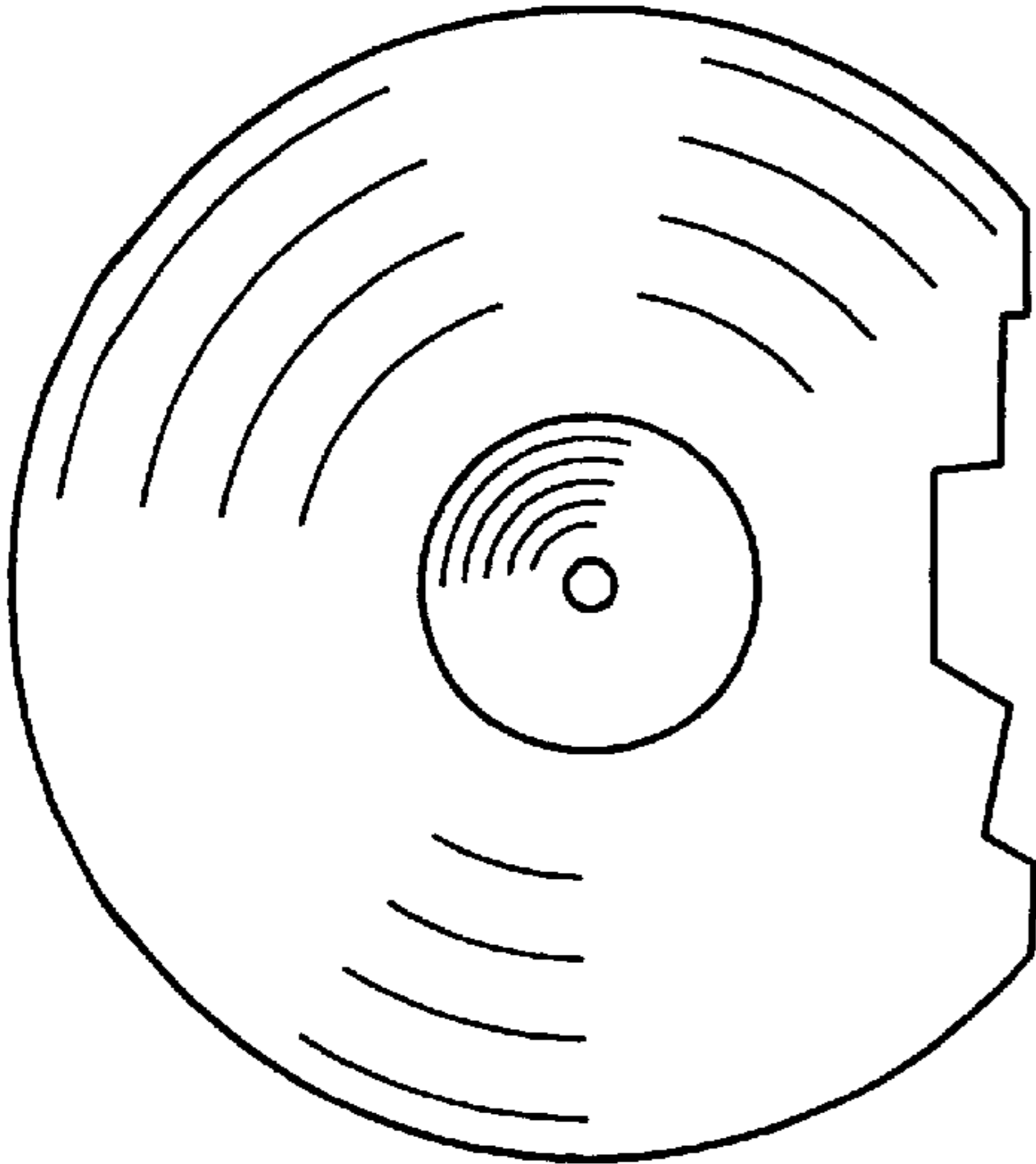


FIG. 2

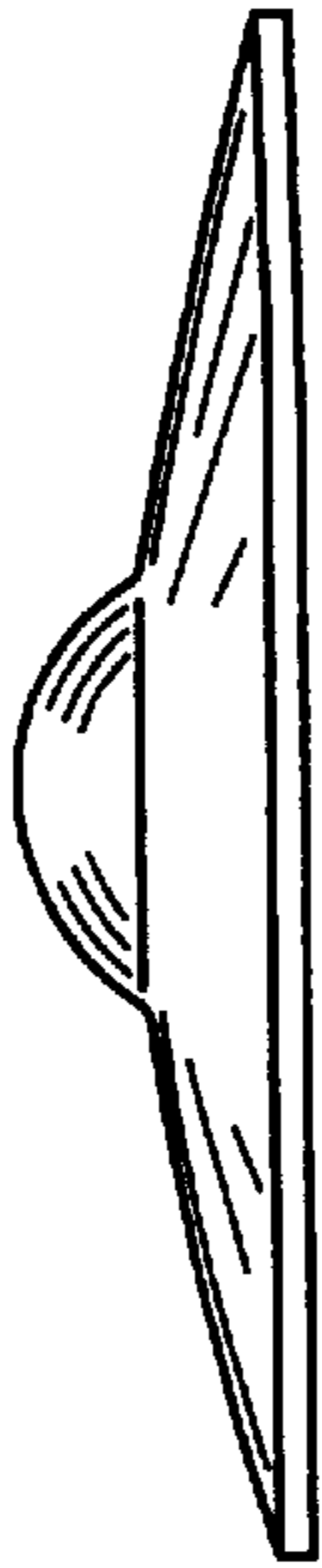


FIG. 4



FIG. 6

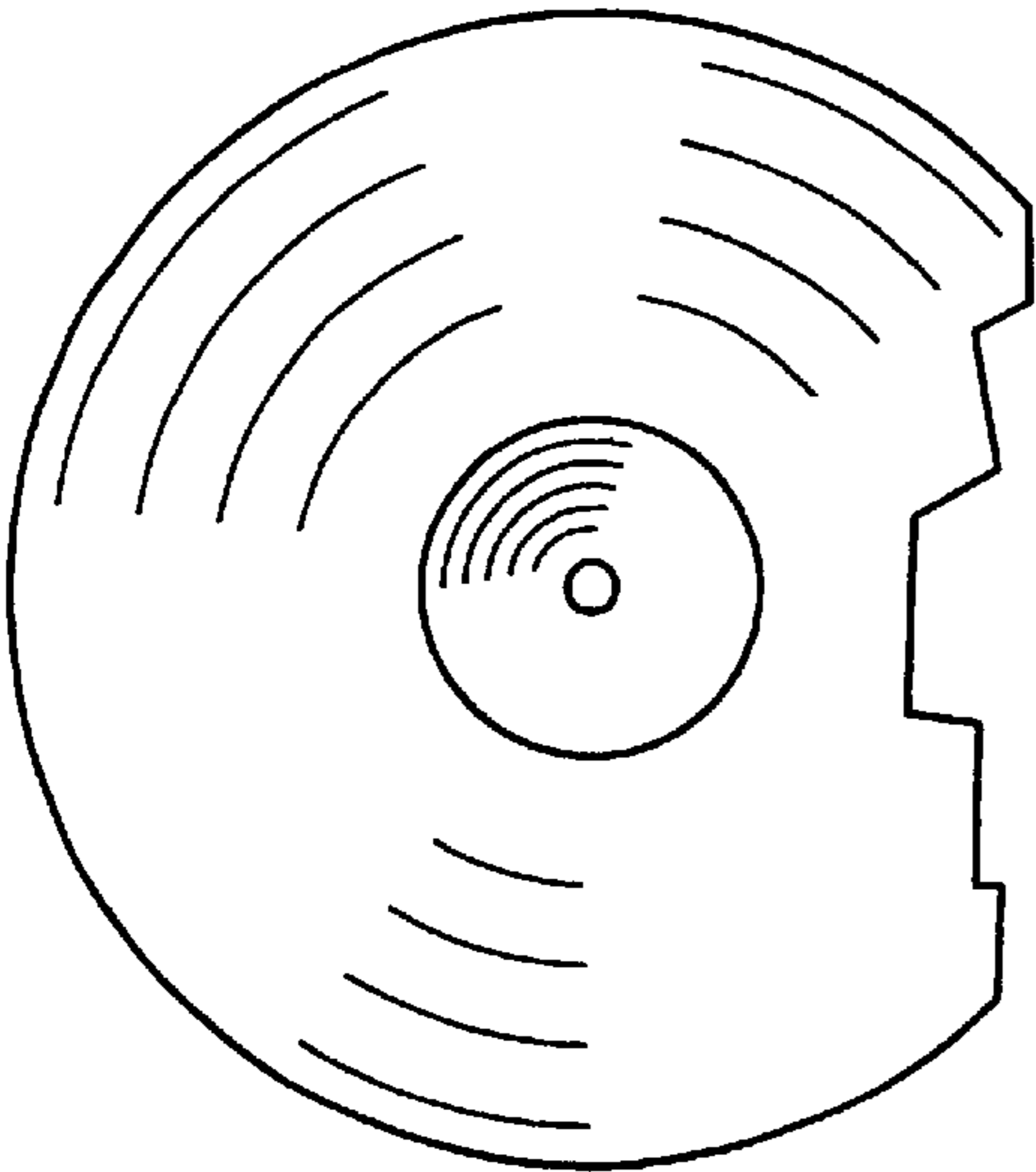


FIG. 1



FIG. 3



FIG. 5