

US00D532438S

(12) **United States Design Patent**
Yang

(10) **Patent No.:** **US D532,438 S**

(45) **Date of Patent:** **** Nov. 21, 2006**

(54) **EYEGLASSES**

(75) Inventor: **Shun-Tien Yang, Yung-Kang (TW)**

(73) Assignee: **All-Logic Int. Co., Ltd., Tainan Hsien (TW)**

(**) Term: **14 Years**

(21) Appl. No.: **29/212,224**

(22) Filed: **Aug. 26, 2004**

(51) **LOC (8) Cl.** **16-06**

(52) **U.S. Cl.** **D16/321; D16/327**

(58) **Field of Classification Search** D16/300,
D16/321, 326-327, 335; D24/110.2; D29/109-110;
351/41, 44, 49, 51

See application file for complete search history.

(56) **References Cited**

U.S. PATENT DOCUMENTS

D390,864 S	*	2/1998	Mage	D16/321
D400,229 S	*	10/1998	Arnette	D16/321
D400,230 S	*	10/1998	Arnette	D16/326
D411,560 S	*	6/1999	Arnette	D16/321
D417,686 S	*	12/1999	Hartman	D16/326
D422,619 S	*	4/2000	Hsu	D16/326
D431,258 S	*	9/2000	Simioni et al.	D16/326

D436,119 S	*	1/2001	Bolle	D16/321
D449,640 S	*	10/2001	Grundy	D16/321
D456,038 S	*	4/2002	Arnette	D16/326
D475,076 S	*	5/2003	Hou	D16/326
D514,614 S	*	2/2006	Yang	D16/315
D514,615 S	*	2/2006	Mangum	D16/326

* cited by examiner

Primary Examiner—Philip S. Hyder

Assistant Examiner—RoseLynne (Ulm) Cody

(74) *Attorney, Agent, or Firm*—Marger Johnson & McCollom, P.C.

(57) **CLAIM**

The ornamental design for eyeglasses, as shown and described.

DESCRIPTION

FIG. 1 is a perspective view of eyeglasses showing my new design;

FIG. 2 is a front elevational view thereof;

FIG. 3 is a rear elevational view thereof;

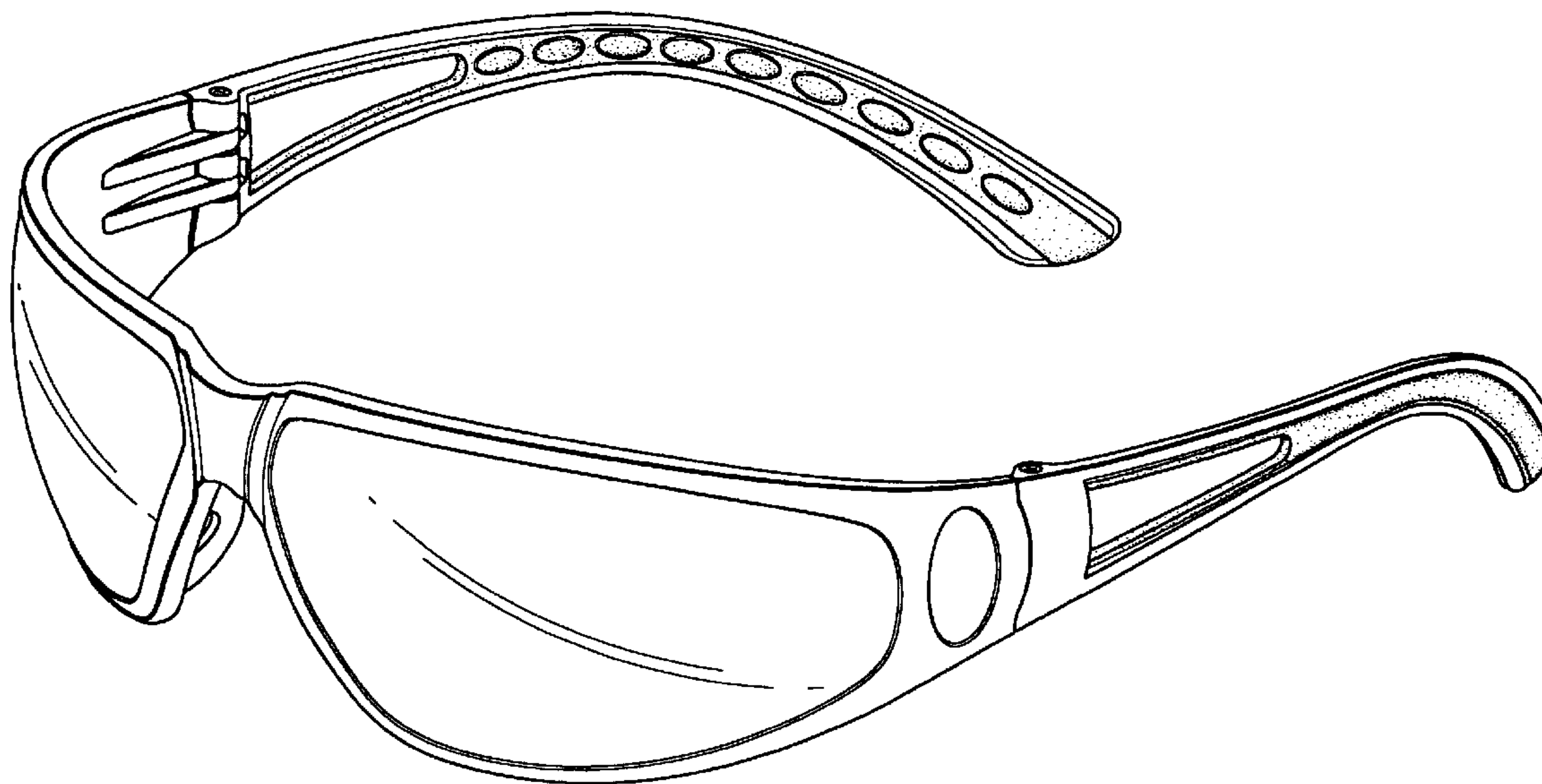
FIG. 4 is a left side elevational view thereof;

FIG. 5 is a right side elevational view thereof;

FIG. 6 is a top plan view thereof; and,

FIG. 7 is a bottom plan view thereof.

1 Claim, 5 Drawing Sheets



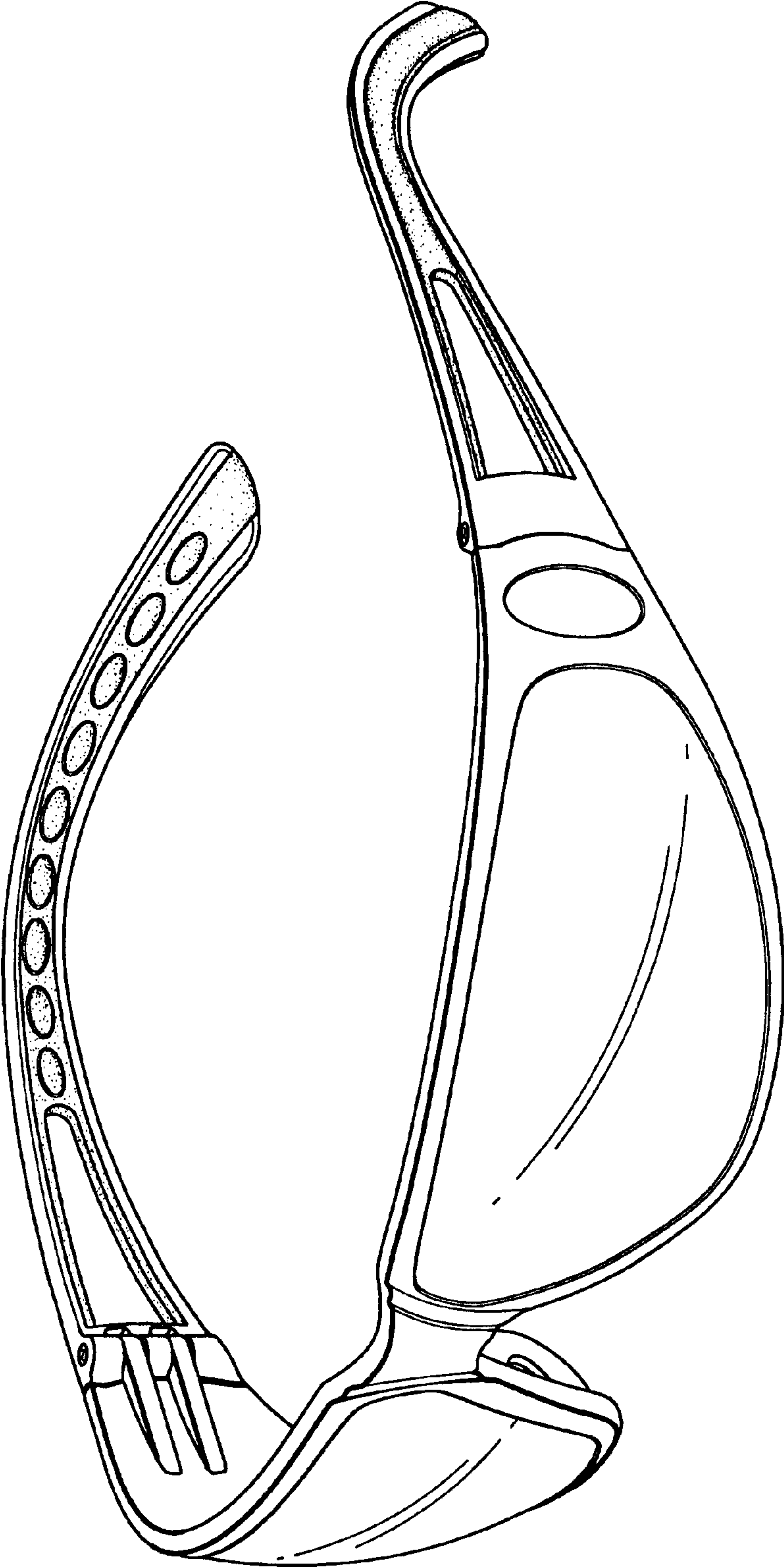


FIG. 1




FIG. 2

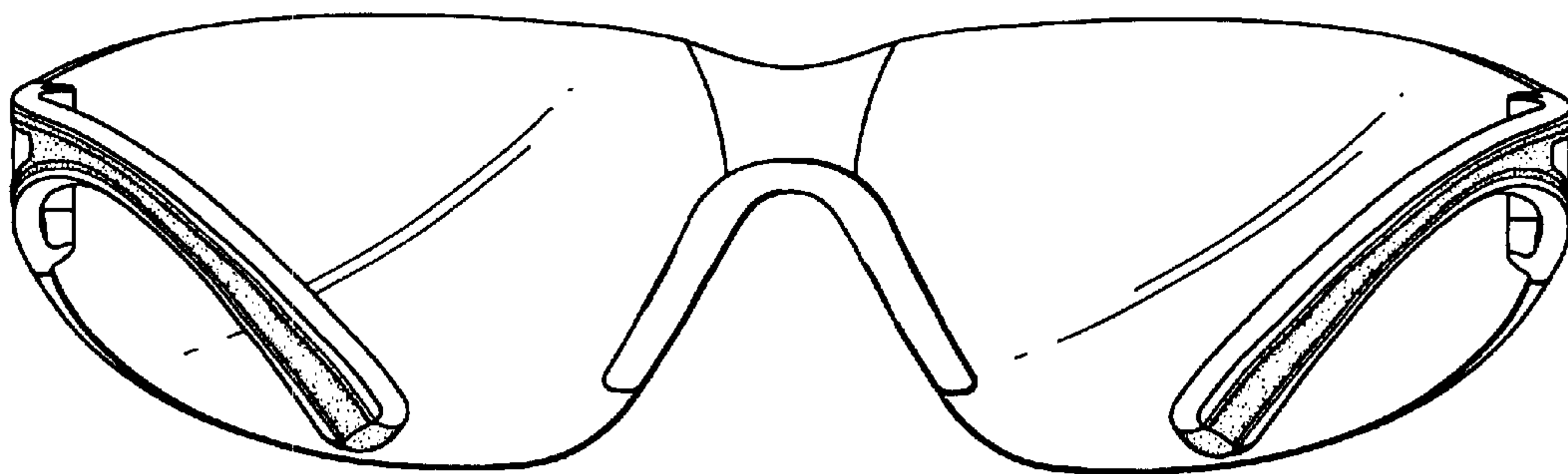


FIG. 3

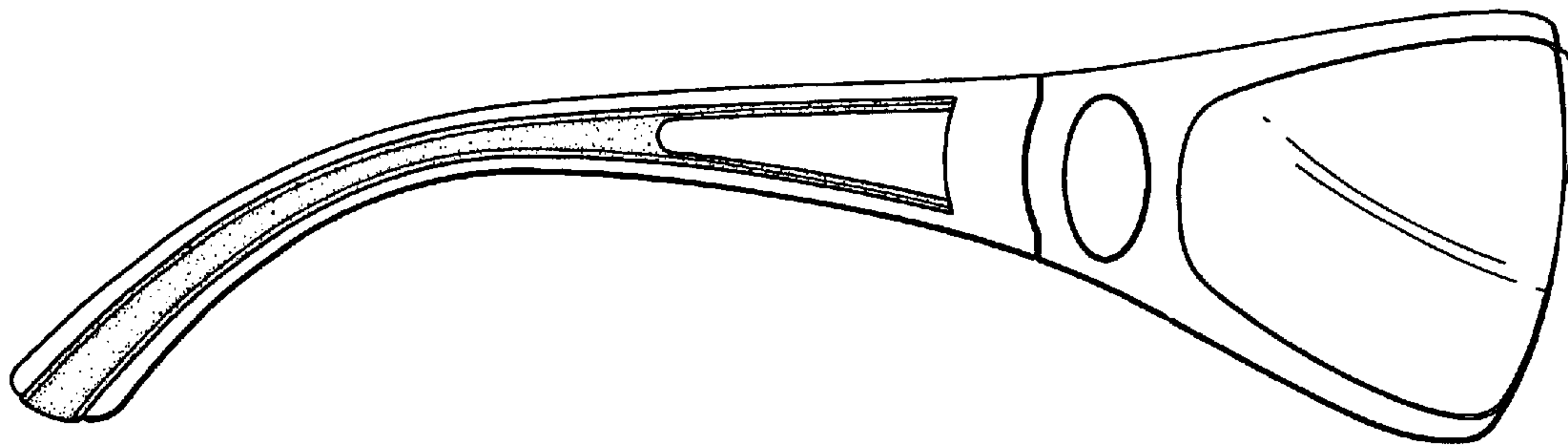


FIG. 4

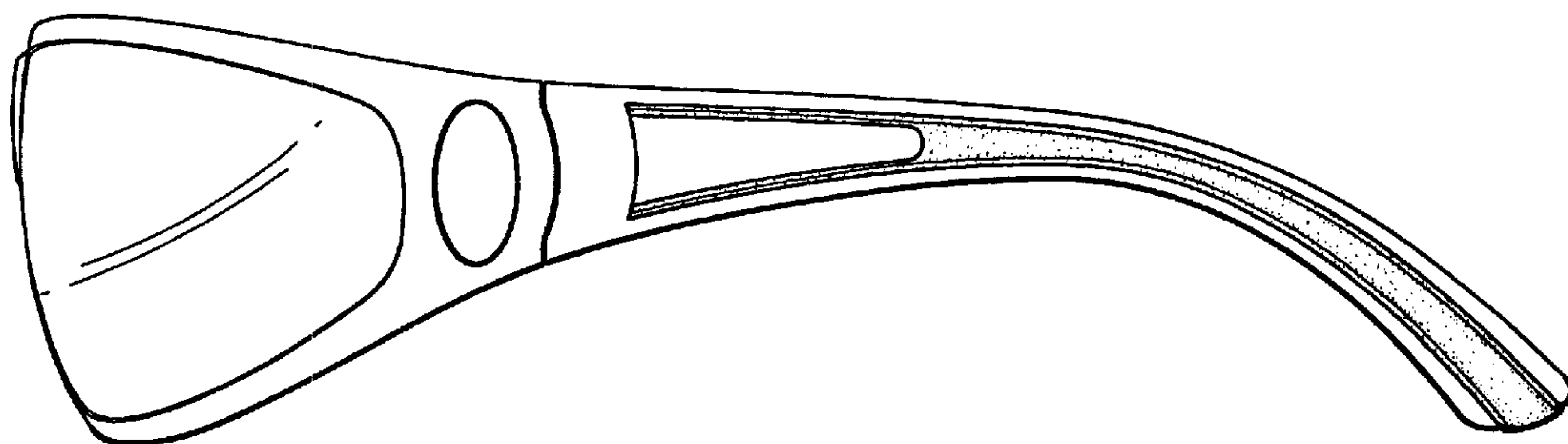


FIG. 5

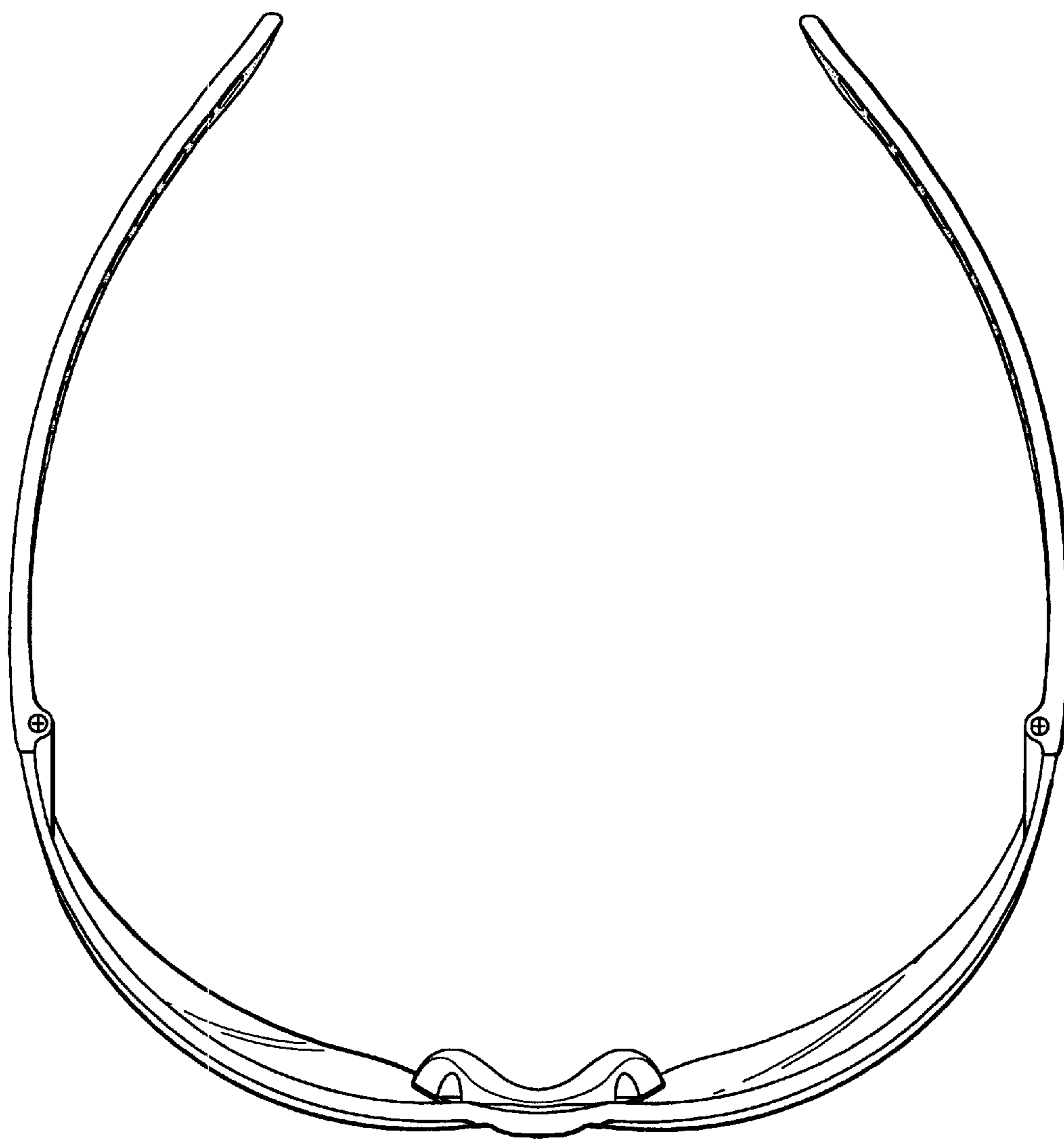


FIG. 6




FIG. 7