



US00D532421S

(12) **United States Design Patent**
Metivier et al.

(10) **Patent No.: US D532,421 S**

(45) **Date of Patent: ** Nov. 21, 2006**

(54) **CARD READER**

(75) Inventors: **Pascal Georges Metivier**, Atlanta, GA (US); **Arnon Alexander**, Marietta, GA (US); **Jonathan P. Payne**, Lawrenceville, GA (US); **John D. Coleman**, Philadelphia, PA (US); **Peter D. Byar**, Willingboro, NJ (US)

(73) Assignee: **Onity, Inc.**, Norcross, GA (US)

(**) Term: **14 Years**

(21) Appl. No.: **29/217,084**

(22) Filed: **Nov. 12, 2004**

Related U.S. Application Data

(62) Division of application No. 29/168,715, filed on Oct. 18, 2002, now Pat. No. Des. 512,297.

(51) **LOC (8) Cl.** **14-02**

(52) **U.S. Cl.** **D14/385**

(58) **Field of Classification Search** D14/383-387;
D8/302; 355/64, 65, 75, 81; 250/556, 569;
235/380, 382, 384, 382.5; 283/68-70, 74,
283/75, 78

See application file for complete search history.

(56) **References Cited**

U.S. PATENT DOCUMENTS

D230,601 S * 3/1974 Cross et al. D14/385

5,034,619 A * 7/1991 Hammond, Jr. 250/569
5,278,395 A * 1/1994 Benezet 235/384
D390,836 S * 2/1998 Takahashi D14/385
D422,578 S * 4/2000 Bertrand et al. D14/385
D477,321 S * 7/2003 Baughman D14/385
D512,297 S * 12/2005 Metivier et al. D8/302

* cited by examiner

Primary Examiner—Freda S. Nunn

(74) *Attorney, Agent, or Firm*—Akin Gump Strauss Hauer & Feld, LLP

(57) **CLAIM**

The ornamental design for a card reader, as shown and described.

DESCRIPTION

FIG. 1 is a front perspective view of the card reader in accordance with our new design;

FIG. 2 is a front elevational view thereof;

FIG. 3 is a rear elevational view thereof;

FIG. 4 is a right side elevational view thereof, the left side elevation view being identical; and,

FIG. 5 is a top plan view thereof, the bottom plan view being identical.

The broken lines in the figures are for illustrative purposes only and form no part of the claimed design.

1 Claim, 1 Drawing Sheet

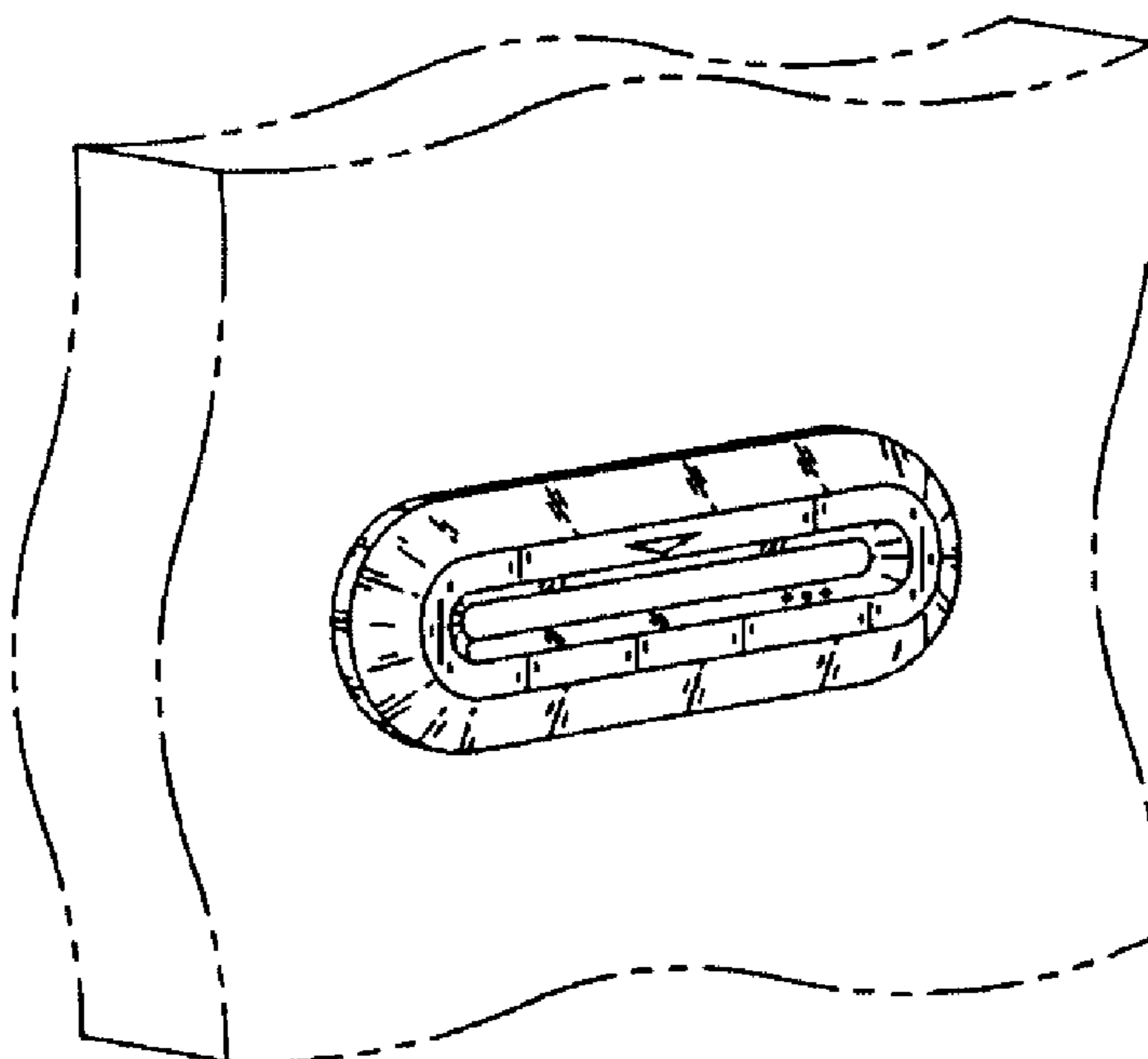


Fig. 1

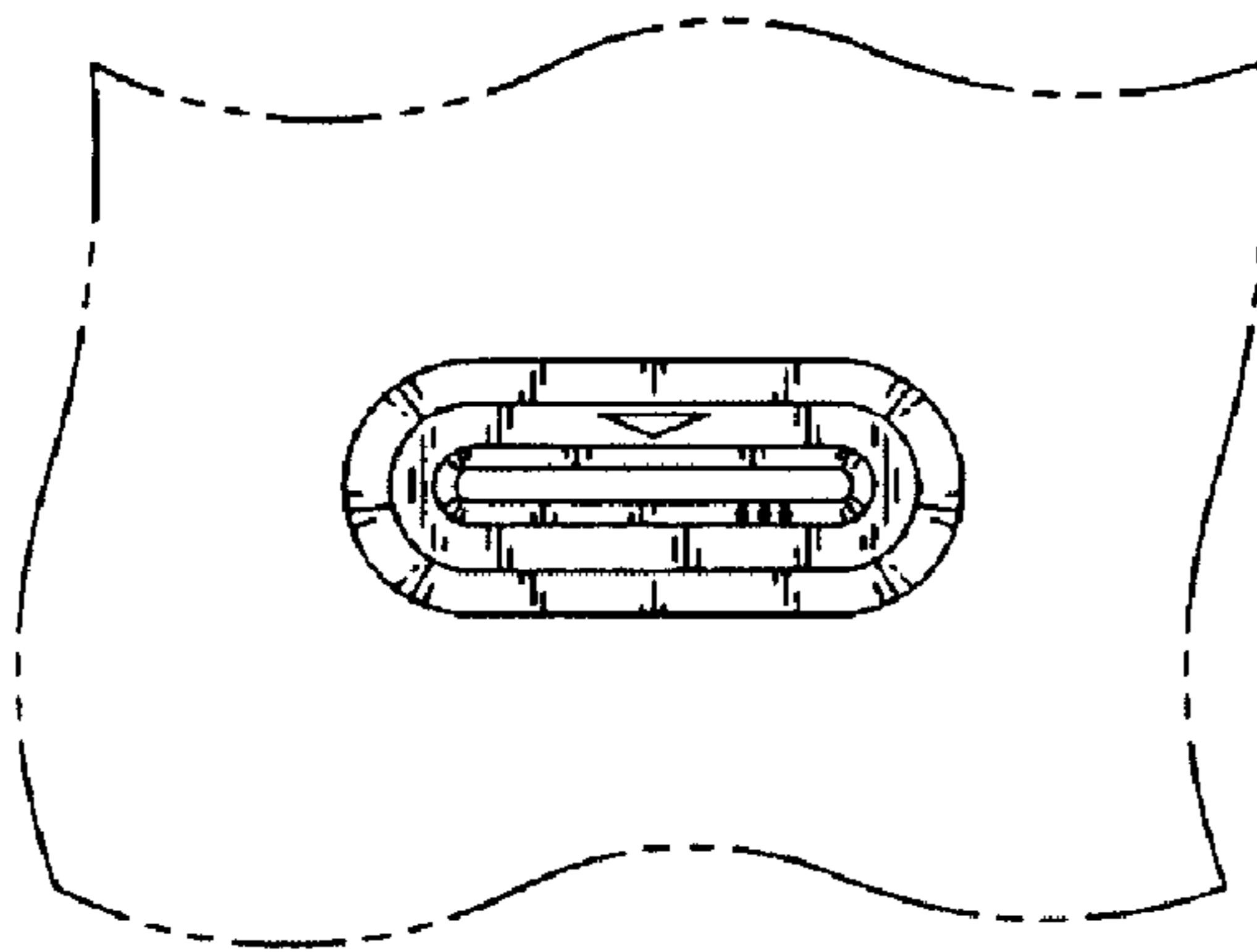
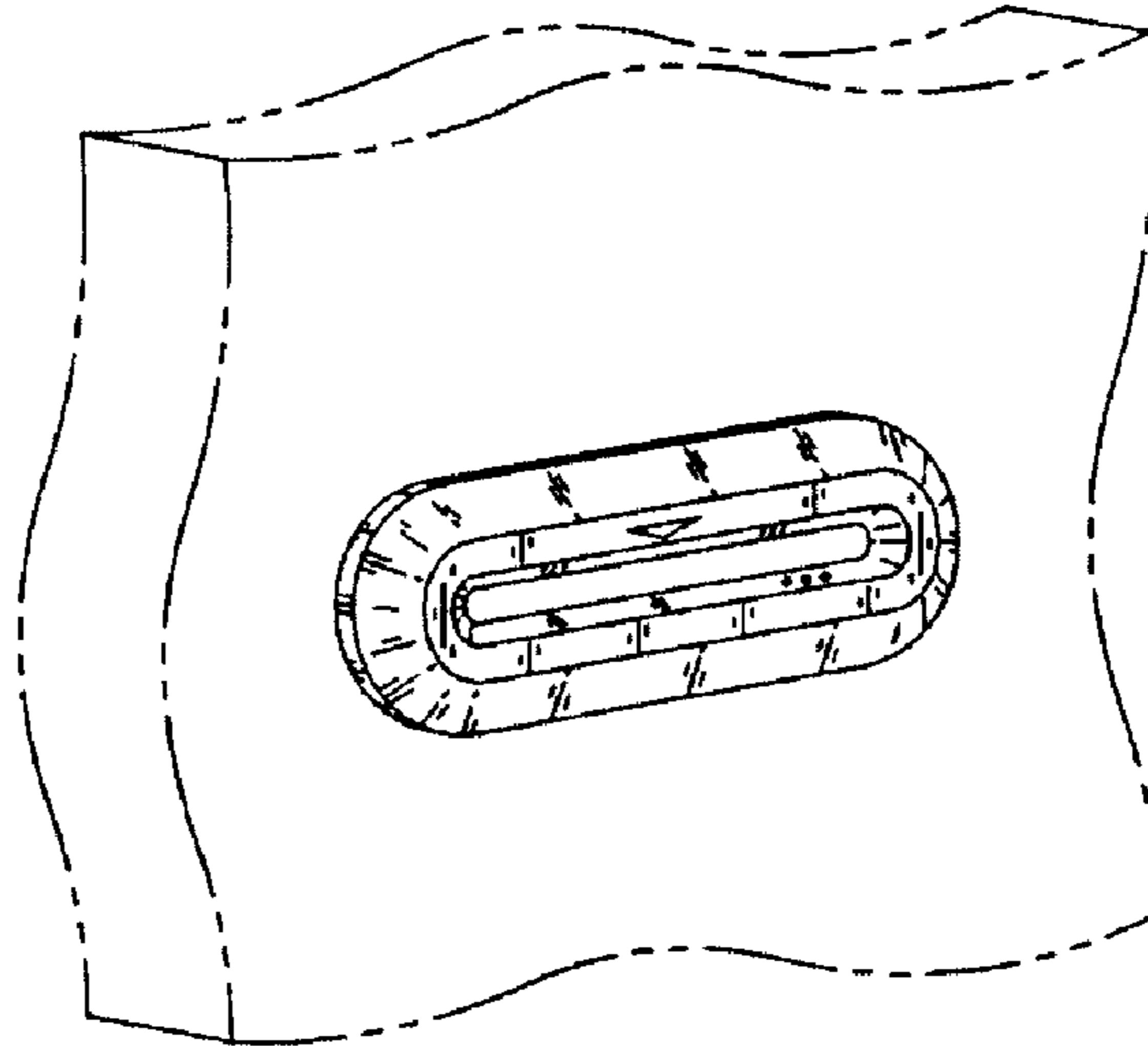


Fig. 2

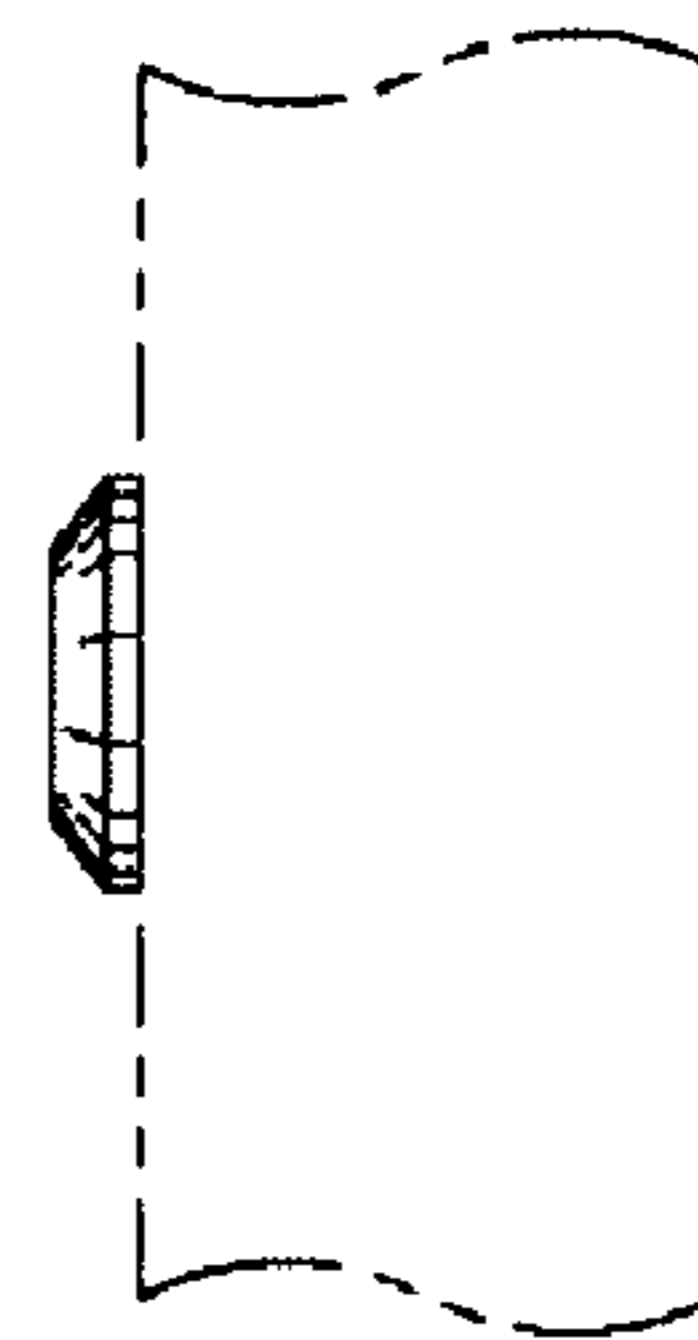


Fig. 4




Fig. 3

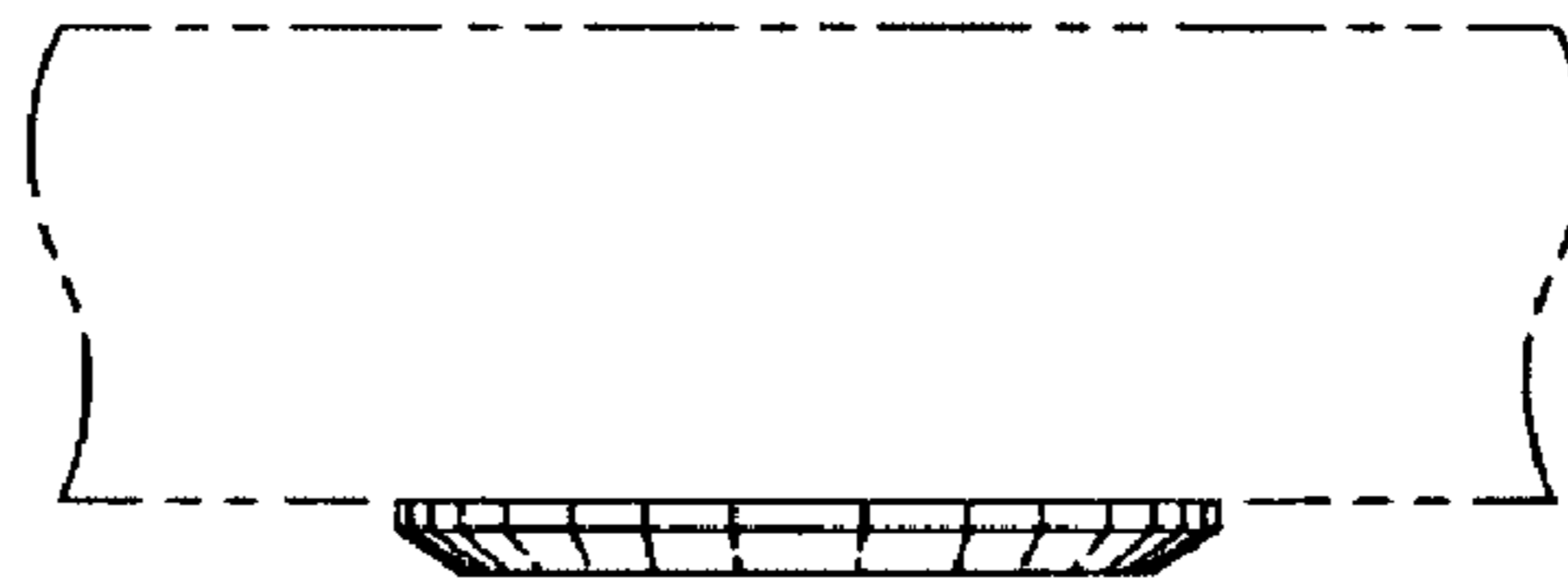


Fig. 5